

BANKA

SLOVENIJE

BANK OF SLOVENIA

EVROSISTEM / EUROSISTEM

FINANČNI RAČUNI
SLOVENIJE 2008-2013

FINANCIAL ACCOUNTS OF
SLOVENIA 2008-2013

JUNIJ 2014
JUNE 2014

Naslov: Finančni računi Slovenije 2008-2013
Title: Financial Accounts of Slovenia 2008-2013
Leto 9, št. 9, junij 2014
Year 9, No. 9, June 2014

Izdajatelj: BANKA SLOVENIJE
Publisher: Slovenska 35,
1505 Ljubljana
Slovenija
tel.: +386 (1) 4719000
fax.: +386 (1) 2515516
E-mail: bsl@bsi.si
<http://www.bsi.si/>
SWIFT: BSLJ SI 2X

Pripravlja: ODDELEK FINANČNA STATISTIKA
Prepared by: FINANCIAL STATISTICS DEPARTMENT

Tisk: Tiskarna knjigovoznica Radovljica d.o.o.
Printed by:

Naklada: 640
No. of copies:

Razmnoževanje publikacije, v celoti ali deloma, ni dovoljeno. Uporaba in objava podatkov in delov besedila je dovoljena le z navedbo vira. Publikacija je dosegljiva na svetovnem spletu.

Publication and other public use of data from this publication are permitted subject to statement of the source. Publication is also available on the web.

ISSN 1854-3456 (tiskana izdaja - print)
ISSN 1854-3464 (elektronska izdaja - on line)

OPIS ZNAKOV / DESCRIPTION OF SIMBOLS:

0 - ni pojava, podatek manj od $\pm 0,5$

0 - not applicable or less than ± 0.5

KAZALO

| | |
|--|-----|
| 1. Pregled finančnih računov Slovenije 2008-2013 | 6 |
| 2. Zbirne in sektorske tabele..... | 44 |
| Zbirne tabele..... | 48 |
| Nekonsolidirane..... | 48 |
| Konsolidirane | 80 |
| Sektorske tabele..... | 112 |
| Nekonsolidirane..... | 112 |
| 3. Metodologija finančnih računov..... | 176 |
| 4. Sestava finančnih računov..... | 184 |

CONTENTS

| | |
|---|-----|
| 1. Overview of Slovenia's financial accounts, 2008 to 2013..... | 24 |
| 2. Aggregated and sectoral tables..... | 45 |
| Aggregated tables..... | 48 |
| Non-consolidated..... | 48 |
| Consolidated..... | 80 |
| Sectoral tables..... | 112 |
| Non-consolidated..... | 112 |
| 3. Financial Accounts Methodology..... | 180 |
| 4. Financial Accounts Compilation..... | 186 |

1. PREGLED FINANČNIH RAČUNOV SLOVENIJE 2008-2013

Pregled finančnih računov Slovenije 2008-2013 prikazuje finančna sredstva in obveznosti posameznih sektorjev po finančnih instrumentih, vključuje pa tudi primerjavo s finančnimi računi evroobmočja.

S.11 Nefinančne družbe

| | Oznaka | 2008 | 2009 | 2010 | 2011 | 2012 | 2013 |
|------------------------------------|--------|---------|---------|---------|---------|---------|---------|
| <i>v mio EUR</i> | | | | | | | |
| I. FINANČNA SREDSTVA | | 47.559 | 47.568 | 45.527 | 44.609 | 43.297 | 42.506 |
| Gotovina in vloge | F.2 | 3.946 | 4.081 | 4.201 | 4.187 | 4.048 | 4.612 |
| Posojila | F.4 | 5.376 | 5.977 | 6.040 | 6.945 | 6.494 | 6.210 |
| Delnice in drug lastniški kapital | F.5 | 19.108 | 19.194 | 18.134 | 17.202 | 17.126 | 16.394 |
| Druge terjatve | F.7 | 18.346 | 17.508 | 16.361 | 15.520 | 14.956 | 14.706 |
| II. OBVEZNOSTI | | 89.330 | 89.879 | 90.002 | 87.449 | 86.056 | 82.160 |
| Posojila | F.4 | 33.321 | 33.760 | 33.717 | 34.510 | 33.043 | 29.323 |
| Delnice in drug lastniški kapital | F.5 | 36.371 | 37.080 | 38.226 | 36.089 | 36.504 | 36.834 |
| Druge obveznosti | F.7 | 18.933 | 18.061 | 17.026 | 15.921 | 15.542 | 15.137 |
| III. NETO FINANČNA SREDSTVA | | -41.771 | -42.311 | -44.475 | -42.840 | -42.760 | -39.654 |

Nefinančne družbe so imele konec leta 2013 v finančnih računih Slovenije 19% vseh finančnih sredstev in 36% vseh obveznosti. Finančna sredstva nefinančnih družb so predstavljala 120% BDP, obveznosti pa 233% BDP.

V finančnih računih evroobmočja¹ so imele konec leta 2013 nefinančne družbe 15% vseh finančnih sredstev in 24% vseh obveznosti. Finančna sredstva nefinančnih družb so predstavljala 193% BDP, obveznosti pa 297% BDP evroobmočja.

Finančna sredstva nefinančnih družb so konec leta 2013 znašala 42,5 mrd EUR in so se glede na konec leta 2012 zmanjšala za 0,8 mrd EUR, v opazovanem obdobju (od konca leta 2008 do konca leta 2013) pa za 5,1 mrd EUR oz. 11%. Konec leta 2013 so imele nefinančne družbe 56% terjatev do nefinančnih družb, 24% do tujine in 11% do bank.

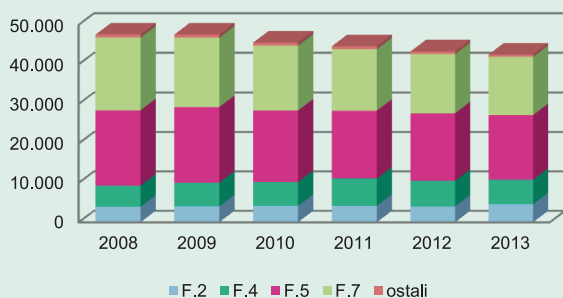
Nefinančne družbe so imele konec leta 2013 največ naložb v **delnice in drug lastniški kapital** (16,4 mrd EUR oz. 39% finančnih sredstev). Naložbe so se v opazovanem obdobju zmanjšale za 2,7 mrd EUR oz. 14%, in sicer kot posledica negativnih vrednostnih sprememb (3 mrd EUR). Največja zmanjšanja naložb so bila zabeležena v letih 2010 (za 1,1 mrd EUR), 2011 (za 0,9 mrd EUR) in 2013 (za 0,7 mrd EUR). Nefinančne družbe so imele konec leta 2013 največ naložb znotraj lastnega sektorja (78%) in v tujino (18%).

Druge terjatve so konec leta 2013 znašale 14,7 mrd EUR oz. 35% finančnih sredstev, predvsem iz trgovinskih kreditov in predujmov (86%), od tega 48% v okviru lastnega sektorja in 39% do tujine. V opazovanem obdobju so se druge terjatve zmanjšale za 3,6 mrd EUR oz. 20%, večinoma znotraj lastnega sektorja.

Dana **posojila** nefinančnih družb so konec leta 2013 znašala 6,2 mrd EUR (od tega 50% kratkoročna posojila), kar je predstavljalo 15% finančnih sredstev. Največ terjatev iz posojil je bilo v okviru lastnega sektorja (64%) in do tujine (27%). V opazovanem obdobju se je obseg danih posojil povečal za 0,8 mrd EUR oz. 16%, največ v letih 2009 (za 0,6 mrd EUR) in 2011 (za 0,9 mrd EUR), v letih 2012 in 2013 pa so se terjatve iz posojil zmanjšale (skupaj za 0,7 mrd EUR).

Nefinančne družbe so imele konec leta 2013 4,6 mrd EUR terjatev iz **gotovine in vlog** (11% finančnih sredstev), skoraj v celoti do domačih bank² (91%). Terjatve so se v opazovanem obdobju povečale za 0,7 mrd EUR.

Finančna sredstva S.11
(stanja konec obdobja v mio EUR)

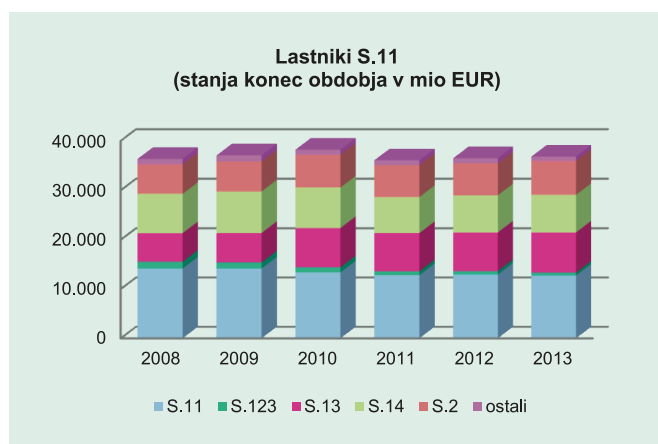


¹ V analizi so za evroobmočje uporabljeni podatki finančnih računov evroobmočja, ki jih pripravlja ECB.
² V gradivu je za sektor S.122 (Druge denarne finančne institucije) uporabljen izraz banke.

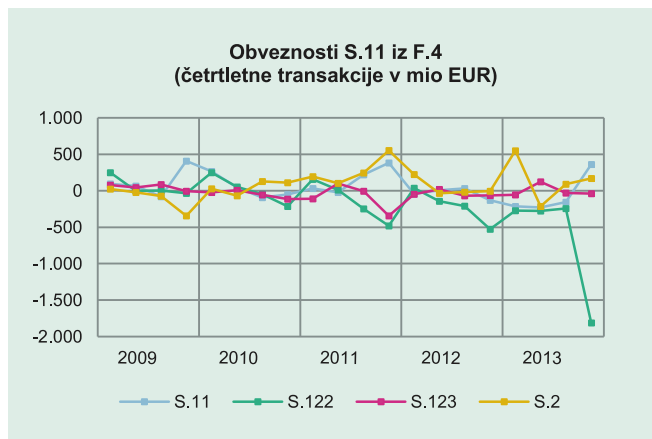
Nefinančne družbe v **evroobmočju** so imele največ finančnih sredstev v obliki delnic in drugega lastniškega kapitala (49%), drugih terjatev (20%), posojil (17%) ter gotovine in vlog (12%). V primerjavi z evroobmočjem je bilo v finančnih sredstvih nefinančnih družb v Sloveniji opaziti večji delež drugih terjatev in manjše deleže delnic in drugega lastniškega kapitala ter posojil.

Obveznosti nefinančnih družb so konec leta 2013 znašale 82,2 mrd EUR. V opazovanem obdobju so se zmanjšale za 7,2 mrd EUR oz. 8%, najbolj v letih 2011 (za 2,6 mrd EUR), 2012 (za 1,4 mrd EUR) in 2013 (za 3,9 mrd EUR). Konec leta 2013 so imele nefinančne družbe 29% obveznosti do nefinančnih družb, 23% do tujine, 18% do bank, 14% do države in 12% do gospodinjstev.

Obveznosti iz **delnic in drugega lastniškega kapitala** so konec leta 2013 znašale 36,8 mrd EUR oz. 45% vseh obveznosti. V proučevanem obdobju so se povečale za 0,5 mrd EUR, pri čemer so transakcije znašale 1,4 mrd EUR, negativne vrednostne spremembe pa 0,9 mrd EUR. Največji lastniki nefinančnih družb so bili nefinančne družbe (35%), država (22%), gospodinjstva (21%) in tujina (19%).



Posojila so konec leta 2013 znašala 29,3 mrd EUR (36% obveznosti) in so se v opazovanem obdobju zmanjšala za 4 mrd EUR oz. 12%. Obveznosti iz posojil so se najbolj zmanjšale v letu 2013, in sicer so se zmanjšale do bank (za 4,8 mrd EUR, kot posledica odplačil za 2,6 mrd EUR in odpisov posojil za 2,2 mrd EUR) in povečale do države (za 0,9 mrd EUR, iz naslova odkupa terjatev s strani DUTB od bank). Nefinančne družbe so imele konec leta 2013 posojila najeta pri bankah (49%), v tujini (24%), pri nefinančnih družbah (14%) in drugih finančnih posrednikih (7%).



Druge obveznosti so konec leta 2013 znašale 15,1 mrd EUR (18% obveznosti) in so se v proučevanem obdobju zmanjšale za 3,8 mrd EUR oz. 20%. Večino drugih obveznosti so predstavljale obveznosti iz trgovinskih kreditov in predujmov (74%), od tega 54% do nefinančnih družb in 38% do tujine.

Medsebojne terjatve oz. obveznosti nefinančnih družb so konec leta 2013 dosegle 23,9 mrd EUR, kar je predstavljalo 56% finančnih sredstev oz. 29% obveznosti nefinančnih družb.

V **evroobmočju** so imele nefinančne družbe največ obveznosti iz delnic in drugega lastniškega kapitala (53%), posojil (30%) in drugih obveznosti (12%). V primerjavi z evroobmočjem je bilo v obveznostih nefinančnih družb v Sloveniji opaziti večje deleže posojil in drugih obveznosti, na račun manjših deležev delnic in drugega lastniškega kapitala ter dolžniških vrednostnih papirjev.

Nefinančne družbe izkazujejo v opazovanem obdobju **primanjkljaj finančnih sredstev glede na obveznosti** (neto finančni položaj), saj je precejšen delež njihovega premoženja v obliki nefinančnih sredstev. Primanjkljaj se je v proučevanem obdobju zmanjšal za 41,8 mrd EUR na 39,7 mrd EUR, kot posledica transakcij (1,2 mrd EUR) in vrednostnih sprememb (0,9 mrd EUR). V letu 2013 se je primanjkljaj zmanjšal za 3,1 mrd EUR.

Neto finančni položaj nefinančnih družb v Sloveniji se je z -112% BDP konec leta 2008 poslabšal na -125% BDP konec leta 2010, nato pa se je, predvsem kot posledica ukrepov v letu 2013, vrnil na izhodiščno raven. V istem obdobju se je neto finančni položaj nefinančnih družb v evroobmočju poslabšal z -98% BDP na -104% BDP. Razlog za slabši neto finančni položaj nefinančnih družb v Sloveniji v primerjavi z evroobmočjem je bil, ob podobni zadolženosti in nižjih obveznostih iz kapitala, predvsem v nižjih finančnih sredstvih.

Konec leta 2013 je **finančni vzvod**, izračunan kot razmerje med delom in lastniškim kapitalom, v Sloveniji dosegel 123% (zmanjšanje za 23 o.t. v proučevanem obdobju), na območju evra pa 89% (-26 o.t.). **Dolg** nefinančnih družb (obveznosti zmanjšane za lastniški kapital) v BDP je v Sloveniji predstavljal 128% (-14 o.t.), v evroobmočju pa 140% (-2 o.t.). **Dolg v primerjavi s finančnimi sredstvi** nefinančnih družb je v Sloveniji znašal 107% (-5 o.t.), v evroobmočju pa 73% (-13 o.t.). Zadolženost nefinančnih družb v Sloveniji je primerljiva z evroobmočjem, neugodna pa je njihova struktura financiranja (visok finančni vzvod).

S. 121 Centralna banka

| | Oznaka | 2008 | 2009 | 2010 | 2011 | 2012 | 2013 |
|------------------------------------|--------|-------|-------|-------|--------|--------|--------|
| <i>v mio EUR</i> | | | | | | | |
| I. FINANČNA SREDSTVA | | 9.282 | 9.958 | 8.521 | 10.178 | 12.454 | 10.752 |
| Gotovina in vloge | F.2 | 4.882 | 3.342 | 3.543 | 3.442 | 3.445 | 2.878 |
| Vrednostni papirji razen delnic | F.3 | 4.139 | 4.364 | 4.515 | 4.744 | 4.795 | 4.131 |
| Posojila | F.4 | 0 | 1.779 | 27 | 1.520 | 3.739 | 3.334 |
| II. OBVEZNOSTI | | 8.894 | 9.315 | 7.860 | 9.519 | 11.801 | 10.004 |
| Gotovina in vloge | F.2 | 8.233 | 8.497 | 7.067 | 8.744 | 10.892 | 9.141 |
| Delnice in drug lastniški kapital | F.5 | 513 | 683 | 742 | 734 | 859 | 823 |
| III. NETO FINANČNA SREDSTVA | | 388 | 643 | 661 | 659 | 653 | 748 |

Centralna banka je imela konec leta 2013 v finančnih računih Slovenije 5% vseh finančnih sredstev in 4% vseh obveznosti. Finančna sredstva centralne banke so predstavljala 30% BDP, obveznosti pa 28% BDP.

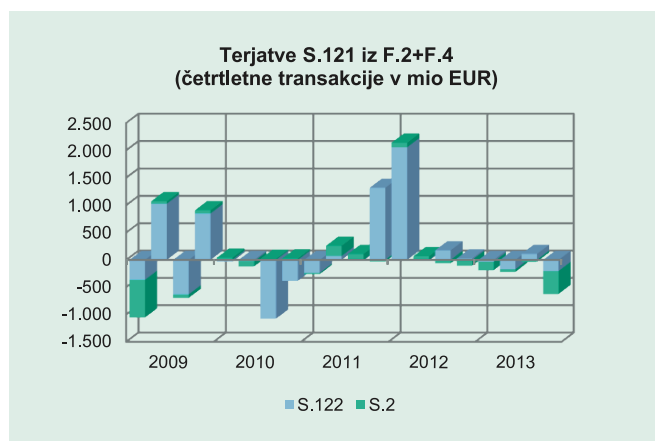
Finančna sredstva centralne banke so konec leta 2013 znašala 10,8 mrd EUR in so se glede na konec leta 2012 zmanjšala za 1,7 mrd EUR oz. 14%. V opazovanem obdobju so se povečala za 1,5 mrd EUR oz. 16%.

Centralna banka ima finančna sredstva naložena v dolžniške vrednostne papirje, posojila in vloge. V strukturi finančnih sredstev se je od konca leta 2008 do konca leta 2013 delež posojil povečal (z 0% na 31%) na račun zmanjšanja deležev dolžniških vrednostnih papirjev (s 45% na 38%) in vlog (s 53% na 27%).

Naložbe centralne banke v **dolžniške vrednostne papirje** so konec leta 2013 znašale 4,1 mrd EUR in so se glede na konec leta 2012 zmanjšale za 0,7 mrd EUR, v opazovanem obdobju pa so ostale nespremenjene. Konec leta 2013 je bilo 94% naložb v tuje dolžniške vrednostne papirje (74% v EMU), 6% pa v državne vrednostne papirje.

Terjatve centralne banke iz danih **posojil** so konec leta 2013 znašale 3,3 mrd EUR, kot posledica posojil bankam v letih 2011 in 2012 iz naslova dolgoročnejšega refinanciranja.

Konec leta 2013 so terjatve iz **gotovine in vlog** znašale 2,9 mrd EUR in so se glede na leto 2012 zmanjšale za 0,6 mrd EUR, v proučevanem obdobju pa za 2 mrd EUR oz. 41%. Zaradi zagotavljanja likvidnosti bančnega sistema so se vloge pri slovenskih bankah v letu 2008 povečale na 1,2 mrd EUR, nato pa do konca leta 2013 zmanjšale na 0,4 mrd EUR. Centralna banka je imela konec leta 2013 87% vlog v tujini in 13% pri bankah.

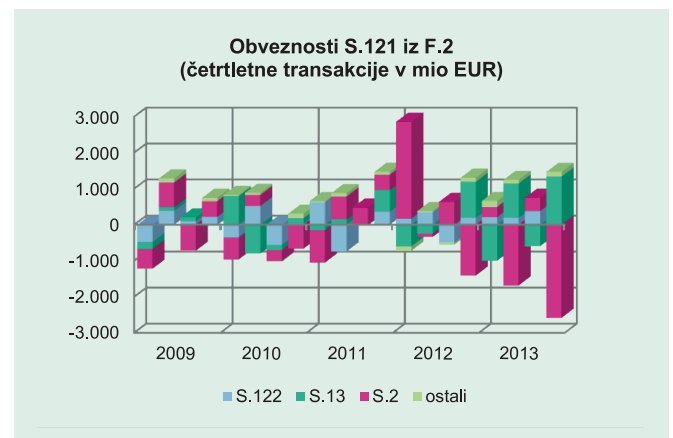


Obveznosti centralne banke so konec leta 2013 znašale 10 mrd EUR in so se v letu 2013 zmanjšale za 1,8 mrd EUR oz. 15%, v opazovanem obdobju pa povečale za 1,1 mrd EUR oz. 12%.

Konec leta 2013 je imela centralna banka 9,1 mrd EUR oz. 91% obveznosti iz naslova **gotovine in vlog**, od tega 45% iz gotovine in 55% iz vlog. Obveznosti iz gotovine in vlog so se v letu 2013 zmanjšale za 1,8 mrd EUR oz. 16% (od tega do tujine za 3,6 mrd EUR), v proučevanem obdobju pa povečale za 0,9 mrd EUR oz. 11%.

Obveznost iz gotovine po kapitalskem ključu je konec leta 2013 dosegla 4,1 mrd EUR, gotovina dana v obtok pa 2,2 mrd EUR.

Konec leta 2013 je centralna banka izkazovala 5 mrd EUR obveznosti iz vlog, od tega 1,1 mrd EUR oz. 21% do tujine (iz naslova obveznosti centralne banke do Evrosistema), 42% do bank in 37% do države.



S. 122 Druge denarne finančne institucije

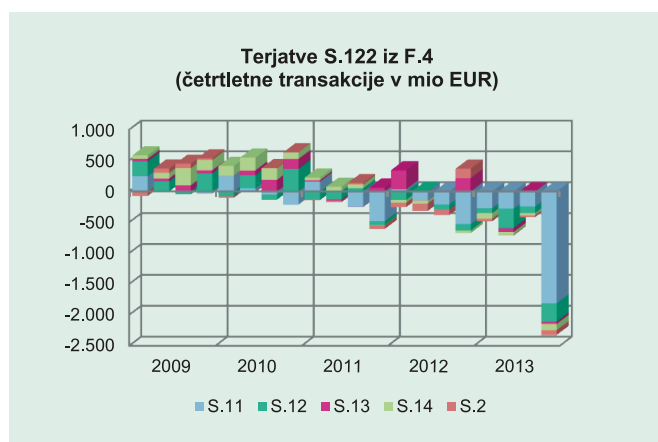
| | Oznaka | 2008 | 2009 | 2010 | 2011 | 2012 | 2013 |
|------------------------------------|--------|--------|--------|--------|--------|--------|--------|
| <i>v mio EUR</i> | | | | | | | |
| I. FINANČNA SREDSTVA | | 48.776 | 53.065 | 52.377 | 51.484 | 49.590 | 44.933 |
| Gotovina in vloge | F.2 | 4.015 | 4.884 | 3.061 | 3.286 | 3.282 | 4.420 |
| Vrednostni papirji razen delnic | F.3 | 6.796 | 8.093 | 7.645 | 7.387 | 6.968 | 8.091 |
| Posojila | F.4 | 36.179 | 37.914 | 39.675 | 39.075 | 37.605 | 31.222 |
| Delnice in drug lastniški kapital | F.5 | 1.574 | 1.868 | 1.769 | 1.550 | 1.443 | 984 |
| II. OBVEZNOSTI | | 47.284 | 51.531 | 50.372 | 48.698 | 45.806 | 40.295 |
| Gotovina in vloge | F.2 | 28.468 | 29.124 | 28.765 | 28.140 | 26.376 | 23.853 |
| Vrednostni papirji razen delnic | F.3 | 2.113 | 4.253 | 5.419 | 4.564 | 2.773 | 1.830 |
| Posojila | F.4 | 12.468 | 13.490 | 11.709 | 12.054 | 13.114 | 10.427 |
| Delnice in drug lastniški kapital | F.5 | 3.906 | 4.336 | 4.278 | 3.753 | 3.325 | 4.012 |
| III. NETO FINANČNA SREDSTVA | | 1.492 | 1.534 | 2.005 | 2.786 | 3.784 | 4.638 |

Sektor druge denarne finančne institucije sestavljajo banke, hranilnice in skladi denarnega trga. Konec leta 2013 je bilo v Sloveniji 21 bank, 3 hranilnice in 4 skladi denarnega trga.

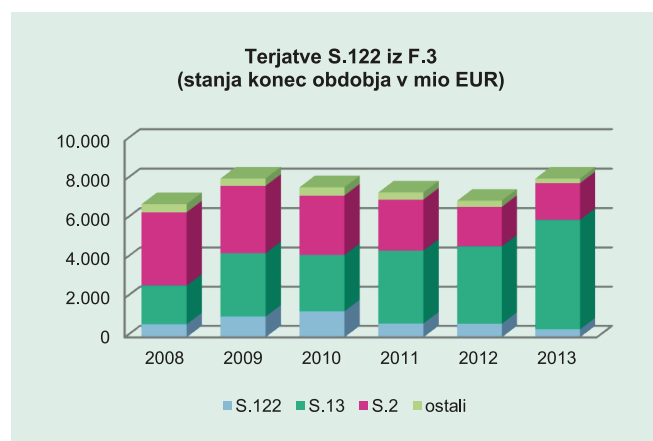
Banke³ so imele konec leta 2013 v finančnih računih Slovenije 20% vseh finančnih sredstev in 18% vseh obveznosti. Finančna sredstva bank so predstavljala 127% BDP, obveznosti pa 114% BDP.

Finančna sredstva bank so konec leta 2013 znašala 44,9 mrd EUR in so se v letu 2013 zmanjšala za 4,7 mrd EUR oz. 9%, v opazovanem obdobju pa za 3,8 mrd EUR oz. 8%. Največ naložb bank je bilo konec leta 2013 v danih posojilih (69%), sledile so naložbe v dolžniške vrednostne papirje (18%) ter v gotovino in vloge (10%).

Konec leta 2013 so **posojila** bank⁴ dosegla 31,2 mrd EUR in so se v opazovanem obdobju zmanjšala za 5 mrd EUR oz. 14%. Banke so zaradi gospodarske in finančne krize od prve polovice 2009 zmanjševale posojilno aktivnost, zlasti do nefinančnih družb. V letu 2013 so se posojila bank zmanjšala za 6,4 mrd EUR, predvsem posojila nefinančnim družbam (za 4,8 mrd EUR, kot posledica odpisov, odplačil in prenosa slabih terjatev na DUTB) in finančnim družbam. Konec leta 2013 so imeli največ najetih posojil pri bankah nefinančne družbe (46%) in gospodinjstva (29%).



Konec leta 2013 so imele banke 8,1 mrd EUR naložb v **dolžniške vrednostne papirje**, največ v državne (69%, 29% konec leta 2008) in tuje (23%, 55% konec leta 2008). Naložbe v dolžniške vrednostne papirje so se v letu 2013 povečale za 1,1 mrd EUR, predvsem v državne vrednostne papirje (za 1,6 mrd EUR), ki so jih banke pridobile v procesu dokapitalizacije ter ob prenosu slabih terjatev na DUTB, v proučevanem obdobju pa so se naložbe povečale za 1,3 mrd EUR oz. 19%.



Banke so imele konec leta 2013 4,4 mrd EUR **gotovine in vlog**, od tega 54% pri centralni banki, 40% v tujini in 6% pri domačih bankah. Gotovina in vloge so se v letu 2013 povečale za 1,1 mrd EUR oz. 35%, v opazovanem obdobju pa za 0,4 mrd EUR oz. 10%.

Obveznosti bank so konec leta 2013 znašale 40,3 mrd EUR in so se glede na konec leta 2012 zmanjšale za 5,5 mrd EUR oz. 12%, v proučevanem obdobju pa za 7 mrd EUR oz. 15%. Najpomembnejši vir sredstev so konec leta 2013 predstavljale vloge (59%), sledila so najeta posojila (26%), kapital (10%) in izdani dolžniški vrednostni papirji (5%).

Konec leta 2013 je bilo stanje **vlog** pri bankah 23,9 mrd EUR in se je v letu 2013 zmanjšalo za 2,5 mrd EUR oz. 10%, v opazovanem obdobju pa za 4,6 mrd EUR oz. 16%. V letu 2013 so se najbolj zmanjšale vloge države (za 1,4 mrd EUR kot posledica spremembe vlog v kapital bank), tujine (za 0,9 mrd EUR) ter gospodinjstev (za 0,5 mrd EUR), povečale pa vloge nefinančnih družb (za 0,5 mrd EUR). Največ vlog pri bankah so imeli konec leta 2013 gospodinjstva (60%), nefinančne družbe (18%), tujina (8%) in država (7%).

3) V gradivu je za sektor S.122 (Druge denarne finančne institucije) uporabljen izraz banke.

4) Oslabitev na posojilih bank so konec leta 2013 dosegle 4,6 mrd EUR, kar predstavlja 14,8% celotne vrednosti posojil.

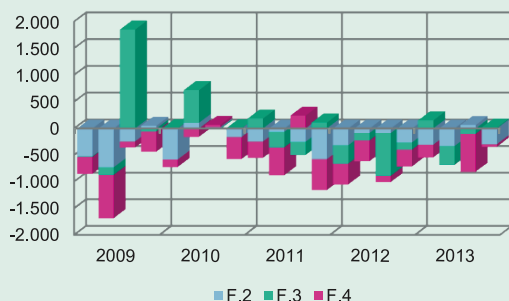
**Obveznosti S.122 iz F.2 do S.14
(četrtnete transakcije v mio EUR)**



Obveznosti bank iz naslova najetih **posojil** so konec leta 2013 dosegle 10,4 mrd EUR in so se od konca leta 2012 zmanjšale za 2,7 mrd EUR oz. 20%, v opazovanem obdobju pa za 2 mrd EUR oz. 16%. Banke so imele konec leta 2013 46% posojil najetih v tujini (87% konec leta 2008), 32% pri centralni banki in 21% v okviru lastnega sektorja (13% konec leta 2008). V letu 2013 so se zmanjšale obveznosti iz posojil predvsem do tujine (za 1,4 mrd EUR) in bank (za 0,6 mrd EUR).

Tujina predstavlja ob gospodinjstvih najpomembnejši vir financiranja bank. V opazovanem obdobju so banke zmanjšale zadolžitev preko vlog in posojil iz tujine (za 10,5 mrd EUR) in jo nadomeščale z zadolževanjem na podlagi zastave finančnega premoženja v okviru Evrosistema (za 3,3 mrd EUR).

**Obveznosti S.122 iz F.2, F.3 in F.4 do S.2
(četrtnete transakcije v mio EUR)**



Banke so imele konec leta 2013 za 4 mrd EUR obveznosti iz **delnic in drugega lastniškega kapitala** in so se od konca leta 2012 povečale za 0,7 mrd EUR oz. 21% (predvsem do države zaradi dokapitalizacij v zadnjem četrtletju 2013), v opazovanem obdobju pa za 0,1 mrd EUR oz. 3%. Največji lastniki bank so bili konec leta 2013 država z 59%, tujina z 29% in nefinančne družbe s 5%.

Obveznosti iz izdanih **dolžniških vrednostnih papirjev** so konec leta 2013 dosegle 1,8 mrd EUR in so se v letu 2013 zmanjšale za 0,9 mrd EUR oz. 34%, v proučevanem obdobju pa za 0,3 mrd EUR oz. 13%. Največji investitorji v dolžniške vrednostne papirje so bili konec leta 2013 tujina (57%, 29% konec leta 2008), banke (23%, 32% konec leta 2008) ter zavarovalnice in pokojninski skladi (16%, 20% konec leta 2008).

Presežek finančnih sredstev nad obveznostmi bank je konec leta 2013 dosegel 4,6 mrd EUR. Banke so imele največji presežek v odnosu z nefinančnimi družbami (10,5 mrd EUR) in državo (3,2 mrd EUR), največji primanjkljaj pa z gospodinjstvi (5,6 mrd EUR) in tujino (2,3 mrd EUR).

Konec leta 2013 so imele banke med seboj 3 mrd EUR finančnih terjatev oz. obveznosti, kar je predstavljalo 7% vseh finančnih sredstev oz. 8% vseh obveznosti bank.

Ker v finančnih računih evroobmočja podatki za centralne banke in druge denarne finančne institucije niso ločeni, je bila za Slovenijo narejena **primerjava z evroobmočjem** na nivoju **denarnih finančnih institucij (S.121 in S.122)**.

Denarne finančne institucije v Sloveniji so imele konec leta 2013 55,7 mrd EUR finančnih sredstev in 50,3 mrd EUR obveznosti, kar je predstavljalo 24% vseh finančnih sredstev in 22% vseh obveznosti v finančnih računih Slovenije. V evroobmočju je bil delež denarnih finančnih institucij v finančnih sredstvih 27% in v obveznostih 26%.

Finančna sredstva denarnih finančnih institucij v Sloveniji so predstavljala 158% BDP (v evroobmočju 332%), obveznosti pa 143% BDP (v evroobmočju 323%), kar kaže na manjšo globino finančnega posredništva v Sloveniji.

V Sloveniji je bil delež finančnih sredstev denarnih finančnih institucij v finančnih sredstvih vseh finančnih družb 78%, na območju evra pa je bil ta delež 55%, kar kaže na relativno večji pomen denarnih finančnih institucij v Sloveniji.

Denarne finančne institucije v Sloveniji so imele največ naložb v posojilih (62%), dolžniških vrednostnih papirjih (22%) in vlogah (13%), največ obveznosti pa iz gotovine in vlog (66%) ter posojil (21%). V evroobmočju so imele denarne finančne institucije največ finančnih sredstev v posojilih (40%), vlogah (30%) in dolžniških vrednostnih papirjih (21%), največ obveznosti pa iz gotovine in vlog (73%)⁵ ter dolžniških vrednostnih papirjev (15%).

Primerjava z evroobmočjem kaže, da so imele denarne finančne institucije v Sloveniji na strani terjatev večji delež posojil in manjši delež vlog, na strani obveznosti pa večji delež posojil na račun dolžniških vrednostnih papirjev ter gotovine in vlog.

5) V finančnih računih evroobmočja so obveznosti denarnih finančnih institucij iz posojil prikazane med vlogami.

S.123 + S.124 Drugi finančni posredniki in izvajalci pomožnih finančnih dejavnosti

| | Oznaka | 2008 | 2009 | 2010 | 2011 | 2012 | 2013 |
|------------------------------------|--------|--------|--------|-------|--------|--------|-------|
| <i>v mio EUR</i> | | | | | | | |
| I. FINANČNA SREDSTVA | | 9.704 | 9.631 | 8.853 | 7.612 | 6.930 | 6.675 |
| Gotovina in vloge | F.2 | 410 | 393 | 320 | 355 | 400 | 410 |
| Vrednostni papirji razen delnic | F.3 | 286 | 256 | 247 | 278 | 284 | 233 |
| Posojila | F.4 | 5.222 | 5.254 | 4.689 | 4.135 | 3.582 | 3.478 |
| Delnice in drug lastniški kapital | F.5 | 3.191 | 3.111 | 3.032 | 2.320 | 2.245 | 2.166 |
| II. OBVEZNOSTI | | 10.575 | 10.244 | 9.752 | 8.650 | 8.192 | 7.519 |
| Posojila | F.4 | 6.922 | 6.735 | 6.360 | 5.740 | 5.383 | 4.859 |
| Delnice in drug lastniški kapital | F.5 | 3.312 | 3.183 | 3.097 | 2.595 | 2.528 | 2.414 |
| III. NETO FINANČNA SREDSTVA | | -872 | -613 | -899 | -1.038 | -1.262 | -844 |

Sektor drugi finančni posredniki⁶⁾ sestavljajo predvsem investicijski skladi, lizing podjetja in borzno-posredniške družbe. Konec leta 2013 je bilo v Sloveniji 117 vzajemnih skladov, okoli 50 lizing podjetij in 5 borzno-posredniških družb.

Konec leta 2013 so imeli drugi finančni posredniki v finančnih računih **Slovenije** 3% vseh finančnih sredstev in obveznosti. Finančna sredstva drugih finančnih posrednikov so predstavljala 19% BDP, obveznosti pa 21% BDP.

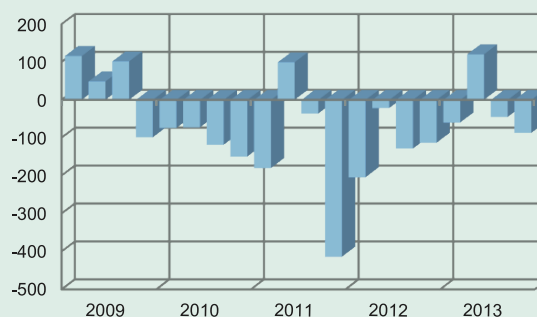
V finančnih računih **evroobmočja** so imeli konec leta 2013 drugi finančni posredniki 15% vseh finančnih sredstev in obveznosti. Finančna sredstva drugih finančnih posrednikov so predstavljala 191% BDP, obveznosti pa 184% BDP evroobmočja.

V Sloveniji je bil konec leta 2013 delež finančnih sredstev drugih finančnih posrednikov v finančnih sredstvih vseh finančnih družb 9%, v evroobmočju pa je bil ta delež 32%.

Finančna sredstva drugih finančnih posrednikov so konec leta 2013 znašala 6,7 mrd EUR in so se v letu 2013 zmanjšala za 0,3 mrd EUR, v opazovanem obdobju pa za 3 mrd EUR oz. 31%. Konec leta 2013 so imeli največ terjatev do nefinančnih družb (45%), tujine (29%) in gospodinjstev (16%).

Dana **posojila** drugih finančnih posrednikov so konec leta 2013 dosegla 3,5 mrd EUR oz. 52% finančnih sredstev in so se glede na konec leta 2008 zmanjšala za 1,7 mrd EUR oz. 33%. Največji del posojil so konec leta 2013 predstavljala posojila nefinančnim družbam (61%), gospodinjstvom (30%) in tujini (5%), pri čemer gre predvsem za posojila lizingških podjetij. Posojilna aktivnost je bila leta 2009 še pozitivna (0,2 mrd EUR), v ostalih letih pa je prišlo do precejšnjega zmanjšanja posojilne aktivnosti (za 1,5 mrd EUR).

Terjatve S.123 + S.124 iz F.4
(četrletne transakcije v mio EUR)



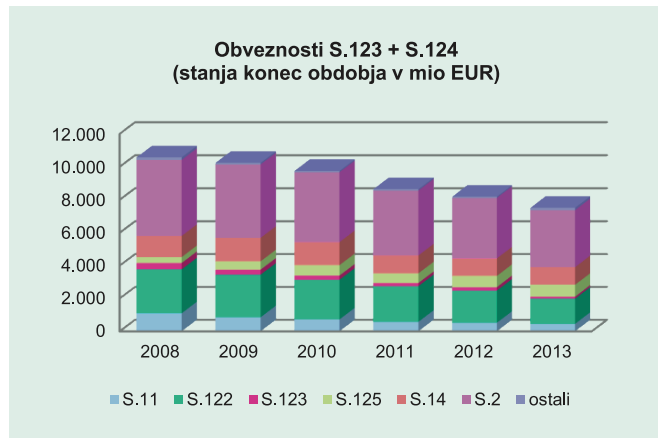
Naložbe v **delnice in drug lastniški kapital** so konec leta 2013 znašale 2,2 mrd EUR oz. 32% finančnih sredstev. V opazovanem obdobju so se zmanjšale za 1 mrd EUR oz. 32%, pri čemer se je zmanjševal delež naložb v nefinančnih družbah (z 49% na 31%), povečeval pa v tujini (z 32% na 62%). Predvsem je šlo za naložbe investicijskih skladov, ki so bile močno odvisne od gibanj na finančnih trgih. Naložbe drugih finančnih posrednikov so se zmanjšale v vseh letih, najbolj leta 2011 za 0,7 mrd EUR.

Naložbe drugih finančnih posrednikov v **vloge in dolžniške vrednostne papirje** so konec leta 2013 predstavljale skupaj le 10% vseh finančnih sredstev, saj v Sloveniji prevladujejo delniški skladi.

V **evroobmočju** so imeli drugi finančni posredniki največ finančnih sredstev v obliki delnic in drugega lastniškega kapitala (42%), posojil (25%), dolžniških vrednostnih papirjev (19%) ter gotovine in vlog (11%). V primerjavi z evroobmočjem so imeli drugi finančni posredniki v Sloveniji v finančnih sredstvih večji delež posojil in manjše deleže dolžniških vrednostnih papirjev, delnic in drugega lastniškega kapitala ter vlog.

6) V tem poglavju je uporabljen izraz drugi finančni posredniki za S.123 + S.124.

Obveznosti drugih finančnih posrednikov so konec leta 2013 znašale 7,5 mrd EUR in so se glede na konec leta 2012 zmanjšale za 0,7 mrd EUR oz. 8%, v opazovanem obdobju pa za 3,1 mrd EUR oz. 29%. Konec leta 2013 so imeli 46% obveznosti do tujine, 20% do bank in 14% do gospodinjstev.



Konec leta 2013 so najeta **posojila** dosegla 4,9 mrd EUR oz. 65% obveznosti in so se v letu 2013 zmanjšala za 0,5 mrd EUR oz. 10%, v proučevanem obdobju pa za 2,1 mrd EUR oz. 30%. Posojila so bila konec leta 2013 najeta pretežno v tujini (66%) in pri domačih bankah (30%), pri čemer je šlo predvsem za najeta posojila lizinskih podjetij. Zadolževanje se je zmanjšalo v vseh letih (skupaj za 1,7 mrd EUR), najbolj v letu 2011 (za 0,6 mrd EUR).

S.125 Zavarovalnice in pokojninski skladi

| | Oznaka | 2008 | 2009 | 2010 | 2011 | 2012 | 2013 |
|------------------------------------|--------|-------|-------|-------|-------|-------|-------|
| <i>v mio EUR</i> | | | | | | | |
| I. FINANČNA SREDSTVA | | 5.908 | 6.705 | 7.344 | 7.533 | 8.275 | 8.618 |
| Gotovina in vloge | F.2 | 701 | 739 | 967 | 1.151 | 950 | 686 |
| Vrednostni papirji razen delnic | F.3 | 3.306 | 3.703 | 3.942 | 3.893 | 4.444 | 4.884 |
| Delnice in drug lastniški kapital | F.5 | 1.345 | 1.634 | 1.830 | 1.841 | 2.153 | 2.311 |
| II. OBVEZNOSTI | | 5.925 | 6.974 | 7.422 | 7.574 | 8.111 | 8.401 |
| Delnice in drug lastniški kapital | F.5 | 1.604 | 2.087 | 2.112 | 2.203 | 2.564 | 2.793 |
| Zavarovalno tehnične rezervacije | F.6 | 3.997 | 4.605 | 5.015 | 5.065 | 5.203 | 5.239 |
| III. NETO FINANČNA SREDSTVA | | -17 | -269 | -78 | -41 | 164 | 217 |

Konec leta 2013 je bilo v Sloveniji 14 zavarovalnic, 2 pozavarovalnici, 3 pokojninske družbe in 7 vzajemnih pokojninskih skladov. Izvajalci prostovoljnega dodatnega pokojninskega zavarovanja so pokojninske družbe, vzajemni pokojninski skladi in zavarovalnice, ki imajo dovoljenje za opravljanje poslov življenjskega zavarovanja.

Finančna sredstva in obveznosti zavarovalnic in pokojninskih skladov v **Sloveniji** so konec leta 2013 predstavljali 4%, v **evroobmočju** pa 6% vseh finančnih sredstev in 7% obveznosti v finančnih računih. Finančna sredstva zavarovalnic in pokojninskih skladov so v Sloveniji dosegla 24% BDP, v evroobmočju pa 81% BDP. V Sloveniji je bil delež zavarovalnic in pokojninskih skladov v finančnih sredstvih vseh finančnih družb 12%, v evroobmočju pa 13%.

Drugi finančni posredniki so imeli konec leta 2013 2,4 mrd EUR oz. 32% obveznosti iz **delnic in drugega lastniškega kapitala**, od tega 42% do gospodinjstev (36% konec leta 2008), 30% do zavarovalnic in pokojninskih skladov (10%), 10% do tujine (17%) in 9% do nefinančnih družb (19%).

Najpomembnejša postavka v lastniškem kapitalu so bile delnice/enote investicijskih skladov (1,8 mrd EUR oz. 75% konec leta 2013), ki so se v proučevanem obdobju povečale za 0,1 mrd EUR. Konec leta 2013 so imeli 52% obveznosti iz delnic/enot investicijskih skladov do gospodinjstev (58% konec leta 2008), 36% do zavarovalnic in pokojninskih skladov (18%) ter 5% do nefinančnih družb (11%).

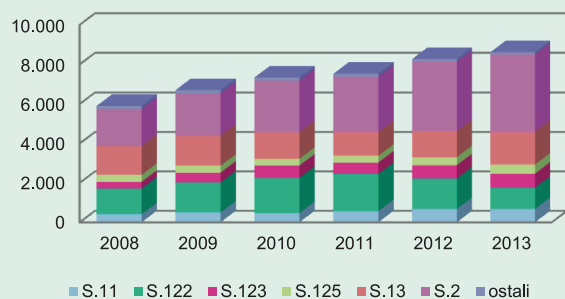
V **evroobmočju** so imeli drugi finančni posredniki največ obveznosti iz delnic in drugega lastniškega kapitala (58%), posojil (23%) in dolžniških vrednostnih papirjev (18%). V primerjavi z evroobmočjem so imeli drugi finančni posredniki v Sloveniji v obveznostih večji delež posojil in manjše deleže delnic in drugega lastniškega kapitala ter dolžniških vrednostnih papirjev.

Primanjkljaj finančnih sredstev nad obveznostmi drugih finančnih posrednikov je konec leta 2013 znašal 0,8 mrd EUR. Največji primanjkljaj so imeli s tujino (1,5 mrd EUR) in bankami (1,3 mrd EUR), največji presežek pa z nefinančnimi družbami (2,6 mrd EUR).

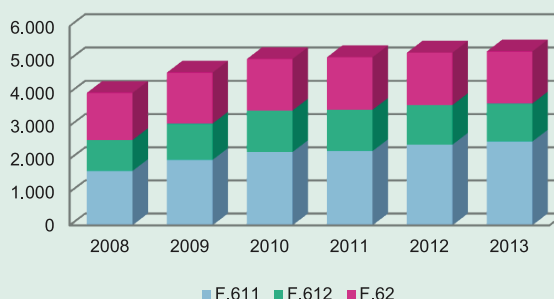
Medsebojne terjatve oziroma obveznosti drugih finančnih posrednikov so konec leta 2013 znašale 0,2 mrd EUR, kar je predstavljalo 2% njihovih finančnih sredstev oz. obveznosti.

Finančna sredstva zavarovalnic in pokojninskih skladov so konec leta 2013 znašala 8,6 mrd EUR in so se v letu 2013 povečala za 0,3 mrd EUR, v opazovanem obdobju pa za 2,7 mrd EUR oz. 46%. Konec leta 2013 so imeli 45% terjatev do tujine, 26% do finančnih družb in 19% do države.

Finančna sredstva S.125
(stanja konec obdobja v mio EUR)



Obveznosti S.125 iz F.6
(stanja konec obdobja v mio EUR)



Zavarovalnice in pokojninski skladi so imeli konec leta 2013 4,9 mrd EUR oz. 57% vseh naložb v **dolžniške vrednostne papirje**, največ v tuje (55%, 41% konec leta 2008), državne (33%, 43% konec leta 2008) in bančne dolžniške vrednostne papirje (6%, 13% konec leta 2008). V letu 2013 so se naložbe povečale za 0,4 mrd EUR, v opazovanem obdobju pa za 1,6 mrd EUR.

Konec leta 2013 so imele zavarovalnice in pokojninski skladi 2,3 mrd EUR oz. 27% naložb v **delnice in drug lastniški kapital**. Naložbe so se v opazovanem obdobju povečale za 1 mrd EUR zaradi neto nakupov. Največ naložb so imeli konec leta 2013 v tujino (43%, 34% konec leta 2008), druge finančne posrednike (31%, 25% konec leta 2008) in nefinančne družbe (15%).

V **evroobmočju** so zavarovalnice in pokojninski skladi imeli največ finančnih sredstev v obliki dolžniških vrednostnih papirjev (41%), delnic in drugega lastniškega kapitala (38%) ter vlog (10%). V primerjavi z evroobmočjem so imeli zavarovalnice in pokojninski skladi v Sloveniji v finančnih sredstvih večji delež dolžniških vrednostnih papirjev, na račun manjših deležev delnic in drugega lastniškega kapitala ter posojil.

Zavarovalnice in pokojninski skladi so imeli konec leta 2013 8,4 mrd EUR **obveznosti**. Glede na konec leta 2012 so se povečale za 0,3 mrd EUR, v opazovanem obdobju pa za 2,5 mrd EUR oz. 42%. Konec leta 2013 so imeli največ obveznosti do gospodinjstev (71%), tujine (9%) in nefinančnih družb (7%).

Največji delež obveznosti zavarovalnic in pokojninskih skladov predstavljajo **zavarovalno tehnične rezervacije**. V proučevanem obdobju so se povečale za 1,2 mrd EUR oz. 31% in so konec leta 2013 dosegle 5,2 mrd EUR oz. 62% obveznosti, od tega 83% do gospodinjstev in 7% do nefinančnih družb. V letu 2013 so ostale na ravni s konca leta 2012, pri čemer pa se je nadaljevalo zmanjševanje rezervacij iz pokojninskih zavarovanj, predvsem zaradi predčasnih izplačil zavarovancem. V strukturi zavarovalno tehničnih rezervacij so konec leta 2013 predstavljale rezervacije iz življenjskih zavarovanj 48%, iz pokojninskih zavarovanj 22% in druge tehnične rezervacije 30%.

Obveznosti iz **delnic in drugega lastniškega kapitala** so konec leta 2013 znašale 2,8 mrd EUR. V letu 2013 so se povečale za 0,2 mrd EUR, v opazovanem obdobju pa za 1,2 mrd EUR oz. 74%. Med obveznostmi so konec leta 2013 znašale 1,4 mrd EUR obveznosti vzajemnih pokojninskih skladov (vse do gospodinjstev). V letu 2013 so se povečale za 0,1 mrd EUR, v opazovanem obdobju pa za 0,7 mrd EUR oz. 92%. Največji lastnik zavarovalnic in pokojninskih družb je bila konec leta 2013 država (36%), sledili so tujina (19%), zavarovalnice in pokojninski skladi (17%), nefinančne družbe (11%) in gospodinjstva (10%).

V **evroobmočju** so imeli zavarovalnice in pokojninski skladi največ obveznosti iz zavarovalno tehničnih rezervacij (87%). V primerjavi z evroobmočjem so imeli zavarovalnice in pokojninski skladi v Sloveniji med obveznostmi večji delež delnic in drugega lastniškega kapitala in manjši delež zavarovalno tehničnih rezervacij.

Medsebojne terjatve oziroma obveznosti zavarovalnic in pokojninskih skladov so konec leta 2013 znašale 0,5 mrd EUR, kar je predstavljalo 5% njihovih finančnih sredstev oz. obveznosti.

Pomembno je opozoriti, da so ob koncu leta 2013 **finančna sredstva finančnih družb (S.12)** v Sloveniji (201% BDP) močno zaostajala za evroobmočjem (603% BDP), saj so dosegala le 33% primerljivega deleža v evroobmočju (denarne finančne institucije 48%, zavarovalnice in pokojninski skladi 30%, drugi finančni posredniki 10%), kar kaže na manjšo globino finančnega posredništva in finančnih trgov v Sloveniji.

S.13 Država

| | Oznaka | 2008 | 2009 | 2010 | 2011 | 2012 | 2013 |
|------------------------------------|--------|--------|--------|--------|--------|--------|--------|
| <i>v mio EUR</i> | | | | | | | |
| I. FINANČNA SREDSTVA | | 16.856 | 21.007 | 20.518 | 22.355 | 22.589 | 26.288 |
| Centralna država | S.1311 | 13.657 | 17.869 | 17.568 | 19.542 | 19.668 | 23.443 |
| Lokalna država | S.1313 | 1.234 | 1.214 | 1.221 | 1.290 | 1.376 | 1.379 |
| Skladi socialnega zavarovanja | S.1314 | 1.964 | 1.925 | 1.729 | 1.523 | 1.545 | 1.467 |
| II. OBVEZNOSTI | | 14.432 | 20.619 | 20.366 | 23.072 | 25.441 | 33.037 |
| Centralna država | S.1311 | 12.033 | 18.068 | 18.233 | 21.079 | 23.430 | 30.510 |
| Lokalna država | S.1313 | 959 | 1.153 | 1.249 | 1.243 | 1.258 | 1.355 |
| Skladi socialnega zavarovanja | S.1314 | 1.440 | 1.397 | 884 | 750 | 753 | 1.172 |
| III. NETO FINANČNA SREDSTVA | | 2.424 | 388 | 151 | -716 | -2.852 | -6.749 |

Sektor države je sestavljen iz centralne države, lokalne države in skladov socialnega zavarovanja.

Konec leta 2013 je imela centralna država 89% vseh finančnih sredstev in 92% vseh obveznosti sektorja države, lokalna država 5% oz. 4%, skladi socialnega zavarovanja pa 6% oz. 4%.

Konec leta 2013 je imela država v finančnih računih **Slovenije** 12% vseh finančnih sredstev in 14% vseh obveznosti. Finančna sredstva države so predstavljala 75% BDP, obveznosti pa 94% BDP.

V finančnih računih **evroobmočja** je imela država 4% vseh finančnih sredstev in 9% vseh obveznosti. Finančna sredstva države so predstavljala 48% BDP, obveznosti pa 114% BDP evroobmočja.

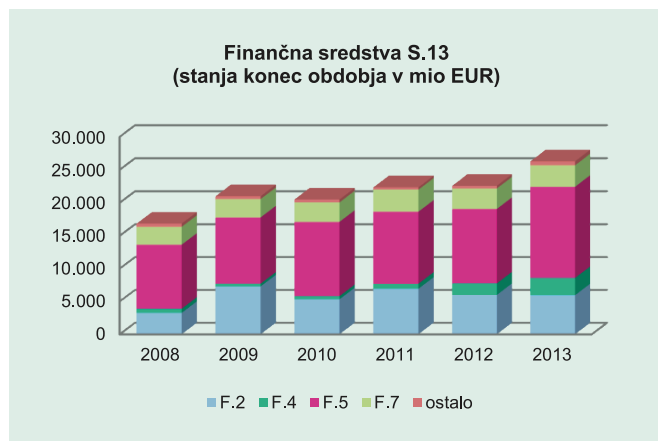
| | Oznaka | 2008 | 2009 | 2010 | 2011 | 2012 | 2013 |
|------------------------------------|--------|--------|--------|--------|--------|--------|--------|
| <i>v mio EUR</i> | | | | | | | |
| I. FINANČNA SREDSTVA | | 16.856 | 21.007 | 20.518 | 22.355 | 22.589 | 26.288 |
| Gotovina in vloge | F.2 | 3.269 | 7.304 | 5.349 | 6.939 | 6.005 | 5.961 |
| Posojila | F.4 | 627 | 405 | 467 | 763 | 1.751 | 2.620 |
| Delnice in drug lastniški kapital | F.5 | 9.751 | 10.093 | 11.308 | 10.968 | 11.326 | 13.853 |
| Druge terjatve | F.7 | 2.720 | 2.768 | 2.949 | 3.336 | 3.104 | 3.254 |
| II. OBVEZNOSTI | | 14.432 | 20.619 | 20.366 | 23.072 | 25.441 | 33.037 |
| Gotovina in vloge | F.2 | 1.071 | 3.056 | 1.958 | 2.708 | 1.857 | 2.077 |
| Vrednostni papirji razen delnic | F.3 | 7.767 | 12.099 | 13.122 | 14.330 | 16.507 | 22.839 |
| Posojila | F.4 | 1.017 | 1.170 | 1.576 | 1.862 | 2.973 | 3.328 |
| Delnice in drug lastniški kapital | F.5 | 1.941 | 1.531 | 823 | 832 | 814 | 1.430 |
| Druge obveznosti | F.7 | 2.636 | 2.762 | 2.887 | 3.339 | 3.291 | 3.362 |
| III. NETO FINANČNA SREDSTVA | | 2.424 | 388 | 151 | -716 | -2.852 | -6.749 |

Finančna sredstva države so konec leta 2013 znašala 26,3 mrđ EUR in so se glede na konec leta 2012 povečala za 3,7 mrđ EUR, v opazovanem obdobju pa za 9,4 mrđ EUR oz. 56%. Država je imela konec leta 2013 največ terjatev do nefinančnih družb (43%), znotraj lastnega sektorja (18%) in do bank (16%).

Država je imela konec leta 2013 13,9 mrđ EUR oz. 53% finančnih sredstev naloženih v **delnice in drug lastniški kapital**. V letu 2013 so se naložbe povečale za 2,5 mrđ EUR (za 1,4 mrđ EUR zaradi dokapitalizacij bank v zadnjem četrtletju 2013), v proučevanem obdobju pa za 4,1 mrđ EUR oz. 42% (od tega za 3,4 mrđ pozitivnih vrednostnih sprememb). Delež naložb v delnice in drug lastniški kapital se je gibal med 48% in 58%. Največ naložb je imela država konec leta 2013 v nefinančne družbe (59%, največ 71% konec leta 2011), sledile so naložbe v banke (17%, najmanj 8% konec leta 2012) in znotraj lastnega sektorja (10%).

Terjatve države iz **gotovine in vlog** so konec leta 2013 znašale 6 mrđ EUR, kar je predstavljalo 23% finančnih sredstev. V letu 2013 se terjatve niso spremenile, zmanjšale so se do bank (za 1,4 mrđ zaradi spremembe vlog v kapital bank), povečale pa do centralne banke, tujine in znotraj lastnega sektorja. V opazovanem obdobju so se povečale za 2,7 mrđ EUR oz. 82% (najbolj v letu 2009 za 4 mrđ EUR). Konec leta 2013 je imela država 33% terjatev znotraj lastnega sektorja, 31% do centralne banke, 27% do domačih bank in 9% do tujine.

Druge terjatve so konec leta 2013 znašale 3,3 mrđ EUR in so predstavljale 12% finančnih sredstev. Glede na konec leta 2012 so se povečale za 0,2 mrđ EUR, v opazovanem obdobju pa za 0,5 mrđ EUR. Večino

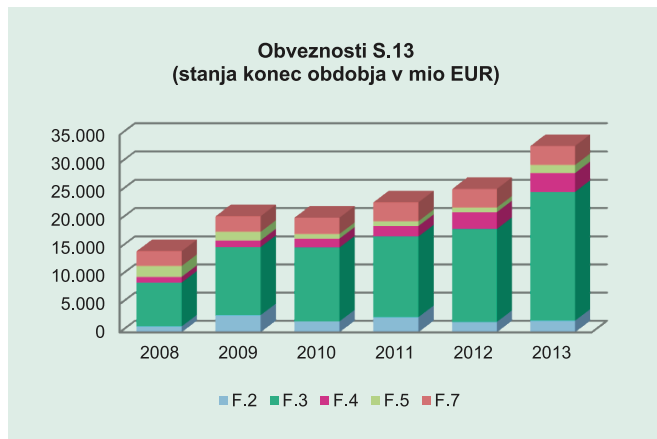


drugih terjatev je imela država do nefinančnih družb (58%) in znotraj lastnega države (24%).

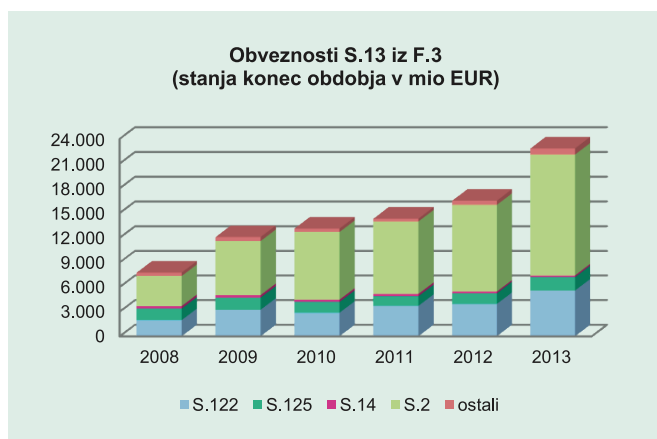
Država je imela konec leta 2013 2,6 mrd EUR **terjatev iz posojil**, največ do nefinančnih družb (44%) in tujine (44%). V letu 2013 so se povečale za 0,9 mrd EUR, predvsem do nefinančnih družb zaradi prenosa terjatev od bank na DUTB. V proučevanem obdobju so se terjatve povečale za 2 mrd EUR, od tega do tujine za 1,2 mrd, predvsem iz naslova EFSF.

V **evroobmočju** je imel sektor države konec leta 2013 največ finančnih sredstev v obliki delnic in drugega lastniškega kapitala (35%), posojil (21%), drugih terjatev (19%), vlog (15%) in dolžniških vrednostnih papirjev (10%). Sektor države v Sloveniji je imel v primerjavi z evroobmočjem večje deleže naložb v delnice in drug lastniški kapital ter vloge in manjše deleže naložb v posojila ter dolžniške vrednostne papirje.

Obveznosti države so konec leta 2013 znašale 33 mrd EUR in so se glede na konec leta 2012 povečale za 7,6 mrd EUR, v proučevanem obdobju pa za 18,6 mrd EUR oz. 129% (najbolj v letih 2013 za 7,6 mrd EUR in 2009 za 6,2 mrd EUR). Država je imela konec leta 2013 največ obveznosti do tujine (49%), bank (22%) in znotraj lastnega sektorja (14%).



Država se je največ zadolževala z izdajami **dolžniških vrednostnih papirjev**, katerih stanje je konec leta 2013 doseglo 22,8 mrd EUR oz. 69% obveznosti države. V letu 2013 so se obveznosti iz tega naslova povečale za 6,3 mrd EUR, največ do tujine (za 4,1 mrd EUR) in do bank (za 1,6 mrd EUR, kot posledica plačila prenosa terjatev na DUTB in dokapitalizacije bank z obveznicami), v opazovanem obdobju pa za 15,1 mrd EUR oz. 194% (od tega do tujine za 11 mrd EUR). Delež dolžniških vrednostnih papirjev v obveznostih se je v proučevanem obdobju gibal med 54% in 69%. Konec leta 2013 so bili največji imetniki državnih vrednostnih papirjev tujina s 64% (47% konec leta 2008), banke s 24% ter zavarovalnice in pokojninski skladi s 7% (18%).



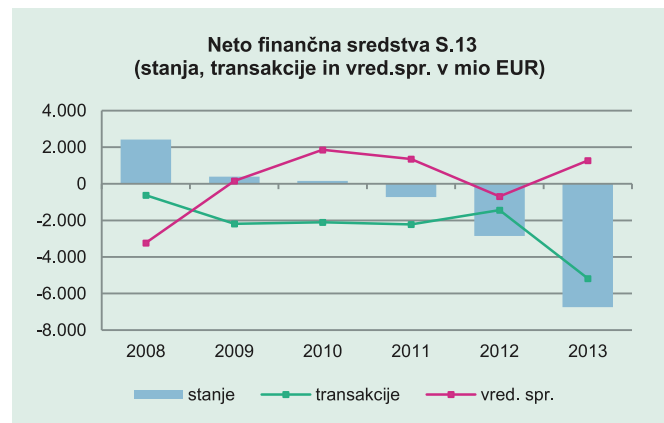
Konec leta 2013 je imela država 3,4 mrd EUR oz. 10% **drugih obveznosti**. V opazovanem obdobju so se povečale za 0,7 mrd EUR. Obveznosti iz komercialnih kreditov in avansov so konec leta 2013 predstavljale 31% drugih obveznosti, predvsem do nefinančnih družb (70%) in tujine (24%). Ostale obveznosti so predstavljale 69% drugih obveznosti, v glavnem do gospodinjstev (37%), znotraj lastnega sektorja (34%) in do nefinančnih družb (22%).

Obveznosti iz naslova prejetih **posojil** so konec leta 2013 znašale 3,3 mrd EUR oz. 10% obveznosti. V letu 2013 so se obveznosti povečale za 0,4 mrd EUR, v opazovanem obdobju pa za 2,3 mrd EUR (od tega 1,1 mrd do tujine, predvsem iz naslova EFSF). Država je imela konec leta 2013 največ obveznosti iz posojil do bank (50%, največ 74% konec leta 2010) in tujine (39%, najmanj 11% konec leta 2010).

Obveznosti iz **gotovine in vlog** so konec leta 2013 znašale 2,1 mrd EUR oz. 6% obveznosti in so se v proučevanem obdobju pa povečale za 1 mrd EUR (največ leta 2009 za 2 mrd EUR). Večino obveznosti je imela država znotraj lastnega sektorja (96%).

V **evroobmočju** so imele države največ obveznosti iz dolžniških vrednostnih papirjev (70%) in posojil (22%). V primerjavi z evroobmočjem je imel sektor države v Sloveniji med obveznostmi manjši delež posojil.

Medsebojne terjatve oziroma obveznosti države so konec leta 2013 dosegle 4,6 mrd EUR, kar je predstavljalo 18% finančnih sredstev oz. 14% obveznosti sektorja države.



Država je imela konec leta 2013 **primanjkljaj finančnih sredstev nad obveznostmi** (neto finančni položaj) v višini 6,7 mrd EUR, glede na konec leta 2012 se je primanjkljaj povečal za 3,9 mrd EUR, v celotnem obdobju pa za 9,2 mrd EUR. V opazovanem obdobju je vsa leta izkazovala **primanjkljaj v transakcijah**, ki je v letu 2013 znašal 5,2 mrd EUR.

Neto finančni položaj sektorja države v Sloveniji se je s 7% BDP konec leta 2008 poslabšal na -19% BDP konec leta 2013. V istem obdobju se je neto finančni položaj sektorja države v evroobmočju poslabšal z -48% BDP na -67% BDP. Razlika v neto finančnem položaju je posledica večjih finančnih sredstev in manjših obveznosti sektorja države v Sloveniji. **Dolg države** (obveznosti države brez obveznosti iz kapitala) v BDP je v Sloveniji predstavljal 90%, v evroobmočju pa 114%. **Dolg v primerjavi s finančnimi sredstvi** države je v Sloveniji predstavljal 120%, v evroobmočju pa kar 240%. Navedeni podatki kažejo, da sta finančni položaj in zadolženost države v Sloveniji ugodnejša kot v evroobmočju, neugodna pa je dinamika naraščanja dolga v Sloveniji (v proučevanem obdobju se je dolg države v BDP v Sloveniji povečal za 167%, v evroobmočju pa le za 36%).

Javni dolg, ki naj ne bi presegal 60% BDP, in **javnofinančni primanjkljaj**, ki naj ne bi bil večji od 3% BDP, sta dva od konvergenčnih oz. maastrichtskih kriterijev. Konsolidiran dolg države, ki zajema obveznosti iz gotovine in vlog, dolžniških vrednostnih papirjev in posojil, je v Sloveniji konec leta 2013 znašal 25,3 mrd EUR oz. 71,7% BDP (22% BDP konec leta 2008), javnofinančni primanjkljaj pa 14,7% BDP. Konsolidiran dolg

države v evroobmočju je konec leta 2013 predstavljal 93% BDP, najnižji je bil v Estoniji (10% BDP), najvišji pa v Grčiji (175% BDP). Javnofinančni primanjkljaj v evroobmočju je v letu 2013 dosegel 3 % BDP, največji primanjkljaj je imela poleg Slovenije Grčija (12,7% BDP), Luksemburg pa je edini imel javnofinančni presežek (0,1% BDP).⁷

S.14 Gospodinjstva

| | Oznaka | 2008 | 2009 | 2010 | 2011 | 2012 | 2013 |
|------------------------------------|--------|--------|--------|--------|--------|--------|--------|
| <i>v mio EUR</i> | | | | | | | |
| I. FINANČNA SREDSTVA | | 35.252 | 37.295 | 38.523 | 37.351 | 37.455 | 38.600 |
| Gotovina in vloge | F.2 | 17.669 | 18.257 | 19.054 | 19.627 | 19.459 | 20.241 |
| Vrednostni papirji razen delnic | F.3 | 446 | 448 | 443 | 448 | 365 | 317 |
| Delnice in drug lastniški kapital | F.5 | 10.398 | 11.351 | 11.363 | 10.087 | 10.418 | 10.615 |
| Zavarovalno tehnične rezervacije | F.6 | 3.390 | 3.910 | 4.335 | 4.303 | 4.424 | 4.469 |
| Druge terjatve | F.7 | 2.449 | 2.395 | 2.396 | 2.181 | 2.050 | 2.259 |
| II. OBVEZNOSTI | | 11.258 | 11.784 | 12.453 | 12.451 | 12.103 | 11.781 |
| Posojila | F.4 | 9.609 | 10.210 | 10.896 | 10.959 | 10.657 | 10.349 |
| Druge obveznosti | F.7 | 1.649 | 1.574 | 1.556 | 1.492 | 1.447 | 1.432 |
| III. NETO FINANČNA SREDSTVA | | 23.994 | 25.512 | 26.071 | 24.900 | 25.352 | 26.819 |

Gospodinjstva so imela konec leta 2013 v finančnih računih **Slovenije** 17% vseh finančnih sredstev in 5% vseh obveznosti. Finančna sredstva gospodinjstev so predstavljala 109% BDP, obveznosti pa 33% BDP.

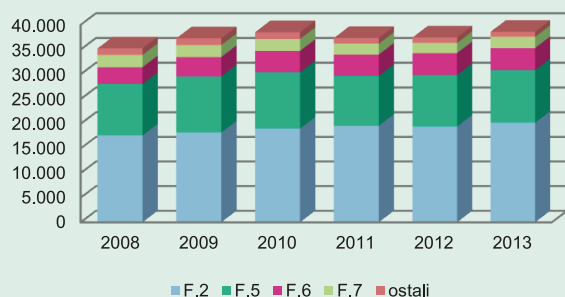
V **evroobmočju** je bil konec leta 2013 delež gospodinjstev v vseh finančnih sredstvih 17%, delež v vseh obveznostih pa 6%. Finančna sredstva gospodinjstev so predstavljala 214% BDP, obveznosti pa 72% BDP evroobmočja.

Finančna sredstva gospodinjstev so konec leta 2013 dosegla 38,6 mrd EUR in so se glede na konec leta 2012 povečala za 1,1 mrd EUR, v opazovanem obdobju pa za 3,3 mrd EUR. Konec leta 2013 so imela gospodinjstva 38% terjatev do bank, 25% do nefinančnih družb, 16% do zavarovalnic in pokojninskih skladov ter 10% do centralne banke.

Terjatve iz **vlog** so konec leta 2013 predstavljale 15,4 mrd EUR oz. 40% finančnih sredstev in se v letu 2013 niso spremenile (povečale v tujini za 0,4 mrd EUR in zmanjšale pri bankah za 0,4 mrd EUR), v opazovanem obdobju pa povečale za 1,2 mrd EUR oz. 8% (za 1 mrd pri bankah), v povprečju 1,7% letno. Večino vlog so imela gospodinjstva pri domačih bankah (93%).

Naložbe v **delnice in drug lastniški kapital** so konec leta 2013 znašale 10,6 mrd EUR oz. 27% finančnih sredstev. Naložbe so se v proučevanem obdobju povečale za 0,2 mrd EUR. Gospodinjstva so realizirala za 0,1 mrd EUR neto nakupov, pri čemer so povečala naložbe v vzajemne pokojninske sklade (za 0,5 mrd EUR) in drug lastniški kapital (za 0,1 mrd EUR) ter zmanjšala v delnice (za 0,2 mrd EUR) in vzajemne sklade (za 0,3 mrd EUR). Gospodinjstva so imela konec leta 2013 naložbe v nefinančne družbe (72%), vzajemne pokojninske sklade (15%, 8% konec leta 2008), investicijske sklade (9%) in tujino (4%).

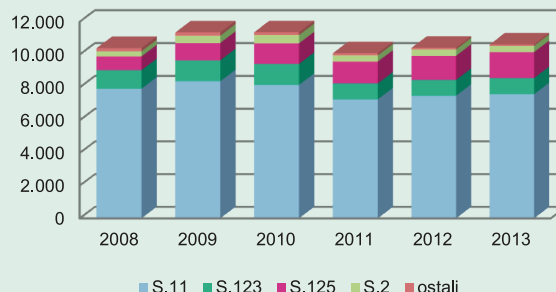
Finančna sredstva S.14
(stanja konec obdobja v mio EUR)



Gospodinjstva so imela konec leta 2013 20,2 mrd EUR **gotovine in vlog**, kar je predstavljalo 52% finančnih sredstev, od tega v gotovini 24% in vlogah 76%.

Terjatve iz **gotovine** so konec leta 2013 dosegle 4,8 mrd EUR oz. 13% finančnih sredstev in so se glede na konec leta 2012 povečale za 0,8 mrd EUR, v opazovanem obdobju pa za 1,4 mrd EUR.

Naložbe S.14 v F.5
(stanja konec obdobja v mio EUR)



Zavarovalno tehnične rezervacije so predstavljale 12% finančnih sredstev gospodinjstev in so konec leta 2013 znašale 4,5 mrd EUR. V proučevanem obdobju so se povečale za 1,1 mrd EUR oz. 32% (za 0,9 mrd EUR rezervacije iz življenjskih zavarovanj). V strukturi terjatev so konec leta 2013 rezervacije iz življenjskih zavarovanj predstavljale 59%, iz pokojninskih zavarovanj 26%, druge tehnične rezervacije pa 16%.

⁷ V analizi so uporabljeni podatki o javnem dolgu in javnofinančnem primanjkljaju držav evroobmočja, ki jih objavlja Eurostat.

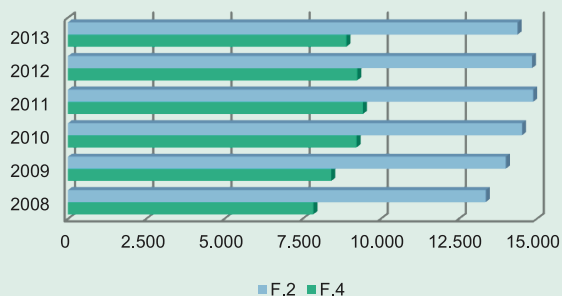
Druge terjatve so konec leta 2013 znašale 2,3 mrd EUR oz. 6% finančnih sredstev in so se v celotnem obdobju zmanjšale za 0,2 mrd EUR. Večino drugih terjatev so gospodinjstva izkazovala do nefinančnih družb (56%) in države (39%).

V **evroobmočju** so imela gospodinjstva konec leta 2013 največ finančnih sredstev v obliki gotovine in vlog (35%), zavarovalno tehničnih rezervacij (32%), delnic in drugega lastniškega kapitala (24%) ter dolžniških vrednostnih papirjev (6%). V primerjavi z evroobmočjem so imela gospodinjstva v Sloveniji večji delež naložb v gotovino in vloge na račun manjših deležev naložb v zavarovalno tehnične rezervacije in dolžniške vrednostne papirje.

Obveznosti gospodinjstev so konec leta 2013 dosegle 11,8 mrd EUR in so se glede na konec leta 2012 zmanjšale za 0,3 mrd EUR, v proučevanem obdobju pa so se povečale za 0,5 mrd EUR. Konec leta 2013 so imela gospodinjstva 76% obveznosti do bank, 10% do nefinančnih družb in 9% do drugih finančnih posrednikov.

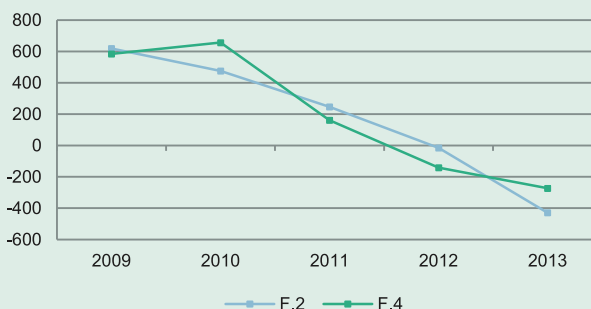
Najeta **posojila** so konec leta 2013 znašala 10,3 mrd EUR in so predstavljala 88% vseh obveznosti gospodinjstev. V letu 2013 so se zmanjšala za 0,3 mrd EUR, v opazovanem obdobju pa povečala za 0,7 mrd EUR, v povprečju za 1,6% letno. Posojila so se povečala v letih 2009 (za 0,6 mrd EUR) in 2010 (za 0,7 mrd EUR), zmanjšala pa v letih 2012 in 2013 (skupaj za 0,6 mrd EUR). Konec leta 2013 so imela gospodinjstva večino posojil najetih pri domačih bankah (86%) in pri drugih finančnih posrednikih (10%), pri čemer je bilo 90% posojil dolgoročnih.

Terjatve S.14 iz F.2 in obveznosti iz F.4 do S.122 (stanja konec obdobja v mio EUR)



V proučevanem obdobju so se najeta posojila pri bankah povečala za 1,1 mrd EUR, vloge pri bankah pa za 1 mrd EUR, pri čemer se je pokritost posojil z vlogami zmanjšala s 170% na 162%. V letu 2013 so se vloge pri bankah zmanjšale za 0,5 mrd EUR, obseg najetih posojil pri bankah pa za 0,3 mrd EUR.

Terjatve S.14 iz F.2 in obveznosti iz F.4 do S.122 (transakcije v mio EUR)

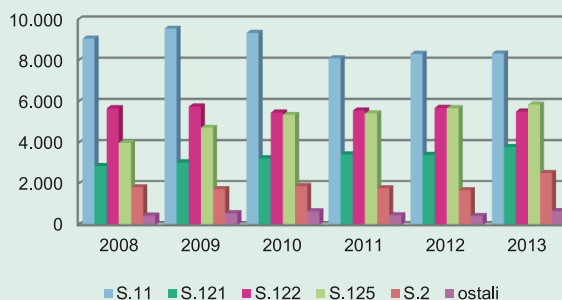


Druge obveznosti gospodinjstev so konec leta 2013 dosegle 1,4 mrd EUR oz. 12% obveznosti in so se v opazovanem obdobju zmanjšale za 0,2 mrd EUR. Gospodinjstva so imela konec leta 2013 največ drugih obveznosti do nefinančnih družb (62%) in države (25%).

V **evroobmočju** so imela gospodinjstva največ obveznosti iz posojil (89%), kar je podobno kot v Sloveniji.

Gospodinjstva so v opazovanem obdobju izkazovala **presežek finančnih sredstev nad obveznostmi** (neto finančni položaj). Presežek se je v letu 2013 povečal za 1,5 mrd EUR in je konec leta 2013 znašal 26,8 mrd EUR. V proučevanem obdobju se je povečal za 2,8 mrd EUR oz. 12%. Konec leta 2013 so imela gospodinjstva največji presežek v odnosu z nefinančnimi družbami (8,4 mrd EUR), zavarovalnicami in pokojninskimi skladmi (5,9 mrd EUR) ter bankami (5,5 mrd EUR).

Neto finančna sredstva S.14 (stanja konec obdobja v mio EUR)



Neto finančni položaj gospodinjstev v Sloveniji se je v proučevanem obdobju izboljšal s 64% BDP na 76% BDP, v evroobmočju pa s 120% BDP na 142% BDP. Podatki kažejo, da je slabši finančni položaj gospodinjstev v Sloveniji predvsem posledica nižjih finančnih sredstev, s katerimi razpolagajo, zadolženost gospodinjstev v Sloveniji pa je manjša kot v evroobmočju. **Dolg** gospodinjstev je v Sloveniji predstavljal 33% BDP, v evroobmočju pa 72% BDP. **Dolg v primerjavi s finančnimi sredstvi** gospodinjstev je v Sloveniji predstavljal 31%, v evroobmočju pa 34%.

S.2 Tujina

| | Oznaka | 2008 | 2009 | 2010 | 2011 | 2012 | 2013 |
|------------------------------------|--------|--------|--------|--------|--------|--------|--------|
| <i>v mio EUR</i> | | | | | | | |
| I. FINANČNA SREDSTVA | | 47.840 | 48.955 | 50.087 | 49.714 | 50.495 | 49.020 |
| Članice evroobmočja | S.2111 | 36.875 | 36.554 | 38.813 | 37.547 | 36.227 | 30.163 |
| Ostale članice EU | S.2112 | 5.991 | 7.418 | 5.602 | 6.397 | 6.786 | 9.968 |
| Ostali svet | S.22 | 4.975 | 4.983 | 5.672 | 5.770 | 7.481 | 8.890 |
| II. OBVEZNOSTI | | 33.808 | 33.945 | 33.563 | 33.437 | 33.590 | 34.270 |
| Članice evroobmočja | S.2111 | 17.127 | 17.564 | 17.004 | 17.496 | 18.153 | 19.353 |
| Ostale članice EU | S.2112 | 2.943 | 2.633 | 2.652 | 2.670 | 2.682 | 5.003 |
| Ostali svet | S.22 | 13.737 | 13.748 | 13.907 | 13.271 | 12.755 | 9.914 |
| III. NETO FINANČNA SREDSTVA | | 14.032 | 15.010 | 16.524 | 16.278 | 16.905 | 14.750 |

Sektor tujine je sestavljen iz treh podsektorjev: članice evroobmočja, ostale članice EU in ostali svet.

Konec leta 2013 so imele največ terjatev in obveznosti do domačih sektorjev članice evroobmočja (62% terjatev oz. 56% obveznosti), sledile so države ostalega sveta (18% oz. 29%) in ostale članice EU (20% oz. 15%).

Tujina je imela konec leta 2013 v finančnih računih Slovenije 22% vseh finančnih sredstev in 15% vseh obveznosti. Finančna sredstva tujine so predstavljala 139% BDP, obveznosti pa 97% BDP.

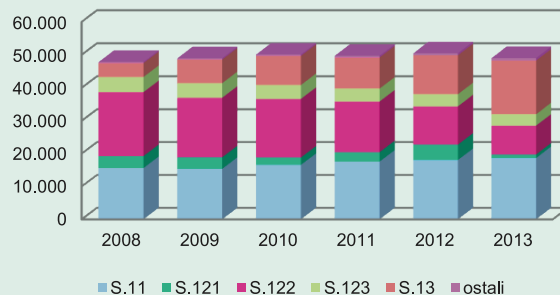
V finančnih računih evroobmočja je imela tujina 16% vseh finančnih sredstev in 14% vseh obveznosti. Finančna sredstva tujine so predstavljala 194% BDP, obveznosti pa 177% BDP evroobmočja.

| | Oznaka | 2008 | 2009 | 2010 | 2011 | 2012 | 2013 |
|------------------------------------|--------|--------|--------|--------|--------|--------|--------|
| <i>v mio EUR</i> | | | | | | | |
| I. FINANČNA SREDSTVA | | 47.840 | 48.955 | 50.087 | 49.714 | 50.495 | 49.020 |
| Gotovina in vloge | F.2 | 10.213 | 8.626 | 6.793 | 6.374 | 7.347 | 2.846 |
| Vrednostni papirji razen delnic | F.3 | 4.313 | 9.118 | 11.565 | 11.971 | 12.161 | 15.957 |
| Posojila | F.4 | 20.018 | 18.266 | 17.901 | 17.538 | 16.922 | 16.376 |
| Delnice in drug lastniški kapital | F.5 | 8.077 | 8.125 | 8.634 | 8.453 | 8.421 | 8.521 |
| Druge terjatve | F.7 | 5.147 | 4.723 | 5.079 | 5.187 | 5.404 | 5.045 |
| II. OBVEZNOSTI | | 33.808 | 33.945 | 33.563 | 33.437 | 33.590 | 34.270 |
| Gotovina in vloge | F.2 | 7.660 | 7.264 | 5.814 | 6.080 | 6.121 | 7.281 |
| Vrednostni papirji razen delnic | F.3 | 9.528 | 9.411 | 9.545 | 9.523 | 9.409 | 8.858 |
| Posojila | F.4 | 4.863 | 5.156 | 5.467 | 5.591 | 5.704 | 5.704 |
| Delnice in drug lastniški kapital | F.5 | 5.963 | 6.647 | 6.972 | 6.392 | 6.723 | 6.723 |
| Druge obveznosti | F.7 | 5.658 | 5.343 | 5.654 | 5.743 | 5.491 | 5.573 |
| III. NETO FINANČNA SREDSTVA | | 14.032 | 15.010 | 16.524 | 16.278 | 16.905 | 14.750 |

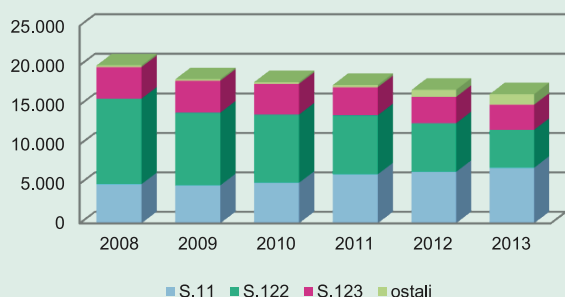
Finančna sredstva tujine so konec leta 2013 znašala 49 mrd EUR. Glede na konec leta 2012 so se zmanjšala za 1,5 mrd EUR, v opazovanem obdobju pa povečala za 1,2 mrd EUR.

Posojila tujine so konec leta 2013 dosegla 16,4 mrd EUR oz. 33% finančnih sredstev. V opazovanem obdobju so se zmanjšala za 3,6 mrd EUR, pri čemer so se zmanjšala posojila bankam (za 6 mrd EUR), povečala pa nefinančnim družbam (za 2,1 mrd EUR) in državi (za 1,1 mrd EUR). Tujina je imela konec leta 2013 največ terjatev iz posojil do nefinančnih družb (43%, konec leta 2008 25%), bank (29%, konec leta 2008 54%) in drugih finančnih posrednikov (19%).

Finančna sredstva S.2
(stanja konec obdobja v mio EUR)



Terjatve S.2 iz F.4
(stanja konec obdobja v mio EUR)



Naložbe tujine v **dolžniške vrednostne papirje** so konec leta 2013 znašale 16 mrd EUR, kar je predstavljalo 33% finančnih sredstev. Tujina je imela največ naložb v državne obveznice (92%, najmanj 71% konec leta 2010) in obveznice bank (6%, največ 26% konec leta 2010). Naložbe so se v proučevanem obdobju povečale za 11,6 mrd EUR oz. 270%, največ v letih 2009 (za 4,8 mrd EUR) in 2013 (za 3,8 mrd EUR).

Terjatve tujine iz **delnic in drugega lastniškega kapitala** so konec leta 2013 znašale 8,5 mrd EUR oz. 17% finančnih sredstev. V opazovanem obdobju so se povečale za 0,4 mrd EUR (za 1,2 mrd EUR neto nakupov). Konec leta 2013 je imela tujina največ naložb v kapital nefinančnih družb (80%) in bank (14%).

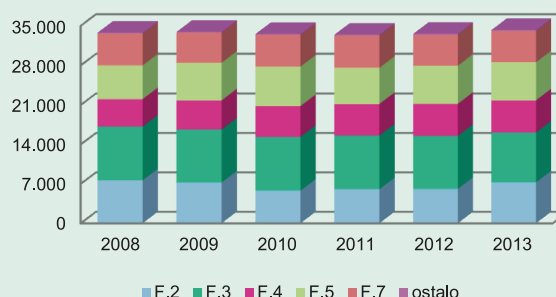
Druge terjatve tujine so konec leta 2013 znašale 5 mrd EUR oz. 10% finančnih sredstev in so se v letu 2013 zmanjšale za 0,4 mrd EUR, v proučevanem obdobju pa za 0,1 mrd EUR. Večino drugih terjatev so predstavljale terjatve iz trgovinskih kreditov in predujmov (93%), od tega 91% do nefinančnih družb.

Tujina je imela konec leta 2013 2,8 mrd EUR terjatev iz **gotovine in vlog** oz. 6% finančnih sredstev, od tega 63% pri bankah (najmanj 36% konec leta 2012) in 37% pri centralni banki (največ 64% konec leta 2012). V proučevanem obdobju so se terjatve iz gotovine in vlog zmanjšale za 7,4 mrd EUR, od tega pri bankah za 4,8 mrd EUR in pri centralni banki za 2,6 mrd EUR. Terjatve so se najbolj zmanjšale v letu 2013 (za 4,5 mrd EUR), predvsem iz naslova zmanjšanja obveznosti centralne banke iz Evrosistema.

V **evroobmočju** je imel sektor tujine konec leta 2013 terjatve iz delnic in drugega lastniškega kapitala (40%), dolžniških vrednostnih papirjev (26%), gotovine in vlog (15%) ter posojil (15%). V primerjavi z evroobmočjem je imel sektor tujine v Sloveniji več terjatev iz posojil, dolžniških vrednostnih papirjev ter drugih terjatev in manj terjatev iz delnic in drugega lastniškega kapitala ter gotovine in vlog.

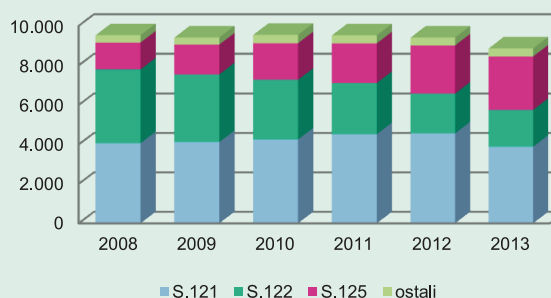
Obveznosti tujine so konec leta 2013 znašale 34,3 mrd EUR. V letu 2013 so se povečale za 0,7 mrd EUR, v primerjavi s koncem leta 2008 pa za 0,5 mrd EUR.

Obveznosti S.2
(stanja konec obdobja v mio EUR)



Največji del obveznosti tujine do domačih sektorjev so predstavljali **dolžniški vrednostni papirji** (26%), ki so konec leta 2013 dosegli 8,9 mrd EUR in so se glede na konec leta 2012 zmanjšali za 0,6 mrd EUR, v opazovanem obdobju pa je prišlo do zmanjšanja za 0,7 mrd EUR. Povečal se je delež obveznosti tujine do zavarovalnic in pokojninskih skladov (s 14% na 30%), zmanjšal do bank (z 39% na 21%), do centralne banke pa ostal nespremenjen (44%).

Obveznosti S.2 iz F.3
(stanja konec obdobja v mio EUR)

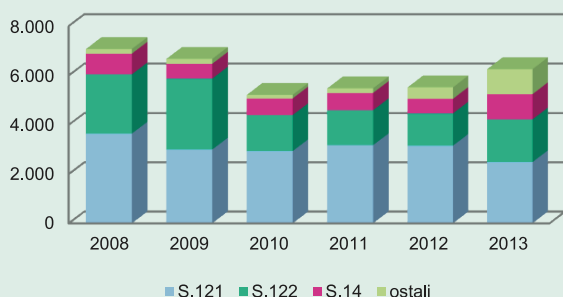


Obveznosti tujine iz **gotovine in vlog** so konec leta 2013 znašale 7,3 mrd EUR. Obveznosti tujine iz vlog so znašale 6,3 mrd EUR in so se v opazovanem obdobju zmanjšale za 0,8 mrd EUR, najbolj v letu 2010 (za 1,5 mrd EUR), v letu 2013 pa so se povečale za 0,7 mrd EUR. Konec leta 2013 je imela tujina 40% obveznosti iz vlog do centralne banke, 28% do bank in 16% do gospodinjstev.

Tujina je imela konec leta 2013 6,7 mrd EUR oz. 20% obveznosti iz **delnic in drugega lastniškega kapitala**. Obveznosti tujine so se v opazovanem obdobju povečale za 0,8 mrd EUR. Konec leta 2013 je imela tujina 45% obveznosti do nefinančnih družb, 20% do drugih finančnih posrednikov, 15% do zavarovalnic in pokojninskih skladov ter 9% do države.

Obveznosti tujine iz **posojil** so konec leta 2013 znašale 5,7 mrd EUR oz. 17% obveznosti in so se v opazovanem obdobju povečale za 0,8 mrd EUR oz. 17%. Konec leta 2013 je imela tujina največ obveznosti do bank (46%), nefinančnih družb (29%) in države (20%).

**Obveznosti S.2 iz F.22+F.29
(stanja konec obdobja v mio EUR)**



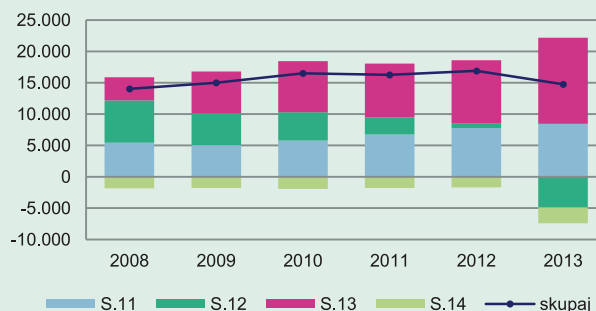
Druge obveznosti tujine so konec leta 2013 znašale 5,6 mrd EUR oz. 16% obveznosti. Večino so predstavljale obveznosti iz trgovinskih kreditov in predujmov (93%), predvsem do nefinančnih družb.

V **evroobmočju** je imel konec leta 2013 sektor tujine obveznosti iz delnic in drugega lastniškega kapitala (42%), dolžniških vrednostnih papirjev (20%), posojil (20%) ter gotovine in vlog (15%). V primerjavi z evroobmočjem je imela tujina v Sloveniji več obveznosti iz gotovine in vlog, dolžniških vrednostnih papirjev ter drugih obveznosti in manj obveznosti iz delnic in drugega lastniškega kapitala.

Presežek finančnih sredstev nad obveznostmi tujine se je v proučevanem obdobju povečal za 0,7 mrd EUR, s 14 mrd EUR konec leta 2008 na 14,7 mrd EUR konec leta 2013 (najbolj se je povečal v letu 2010 za 1,5 mrd EUR). V proučevanem obdobju je tujina izboljšala svoj položaj v odnosu do države (s 3,7 mrd EUR na 13,7 mrd EUR) in nefinančnih družb (s 5,5 mrd EUR na 8,4 mrd EUR), poslabšala pa do bank (z 9,8 mrd EUR na 2,3 mrd EUR), zavarovalnic in pokojninskih skladov (z -1,6 mrd EUR na -3,2 mrd EUR), drugih finančnih posrednikov (z 2,8 mrd EUR na 1,5 mrd EUR), centralne banke (z -4,3 mrd EUR na -5,5 mrd EUR) in gospodinjstev (z -1,8 mrd EUR na -2,5 mrd EUR).

V letu 2013 se je presežek zmanjšal za 2,2 mrd EUR, pri čemer se je zmanjšal do bank, centralne banke in gospodinjstev, povečal pa do države in nefinančnih družb. Konec leta 2013 so imele presežek finančnih sredstev nad obveznostmi članice evroobmočja (10,8 mrd EUR) in ostale članice EU (5 mrd EUR), države ostalega sveta pa primanjkljaj (1 mrd EUR). Tujina je imela v letih 2009 in 2010 presežek v transakcijah in je tako financirala slovensko gospodarstvo, v zadnjih treh letih pa je zabeležila neto odlive. Neto transakcije tujine so v opazovanem obdobju dosegle -3,7 mrd EUR, neto vrednostne spremembe pa 4,4 mrd EUR.

Neto finančna sredstva S.2 do domačih sektorjev (stanja konec obdobja v mio EUR)



Neto finančni položaj tujine se je v Sloveniji z 38% BDP konec leta 2008 izboljšal na 42% BDP konec leta 2013, kot posledica povečanja finančnih sredstev (+11 o.t.) in obveznosti tujine (+6 o.t.). V istem obdobju se je neto finančni položaj tujine v evroobmočju poslabšal z 21% BDP na 17% BDP. Razlika med neto finančnima položajema tujine v Sloveniji in v evroobmočju je posledica tako manjših finančnih sredstev (-55 o.t.) kot tudi manjših obveznosti tujine v Sloveniji (-80 o.t.).

Finančno investiranje in financiranje med domačimi institucionalnimi sektorji in s tujino

Finančni računi omogočajo analizo finančnega investiranja in financiranja med domačimi institucionalnimi sektorji in s tujino.

Finančne terjatve in obveznosti v finančnih računih Slovenije so konec leta 2013 dosegle 227,9 mrd EUR. Največ terjatev so imeli tujina (22%), banke (20%), nefinančne družbe (19%), gospodinjstva (17%) in država (12%), največ obveznosti pa nefinančne družbe (36%), banke (18%), tujina (15%) in država (14%).

V proučevanem obdobju so se **finančne terjatve in obveznosti** povečale za 6,2 mrd EUR. Pri tem so se najbolj povečale terjatve države (+9,4 mrd EUR), gospodinjstev (+3,3 mrd EUR) ter zavarovalnic in pokojninskih skladov (+2,7 mrd EUR), zmanjšale pa terjatve nefinančnih družb (-5,1 mrd EUR), bank (-3,8 mrd EUR) in drugih finančnih posrednikov (-3 mrd EUR). Najbolj so se povečale obveznosti države (+18,6 mrd EUR) ter zavarovalnic in pokojninskih skladov (+2,5 mrd EUR), zmanjšale pa obveznosti nefinančnih družb (-7,2 mrd EUR), bank (-7 mrd EUR) in drugih finančnih posrednikov (-3,1 mrd EUR).

| Finančna sredstva (v vrsticah) in obveznosti (v stolpcih) domačih sektorjev in tujine (stanja konec 2013, v mio EUR) | | | | | | | | | | |
|--|---------------|---------------|---------------|---------------|--------------|---------------|---------------|----------------|---------------|----------------|
| Sektor | S.11 | S.121 | S.122 | S.123+S.124 | S.125 | S.13 | S.14 | S.1 | S.2 | Skupaj |
| S.11 | 23.885 | 69 | 4.527 | 455 | 558 | 1.547 | 1.181 | 32.264 | 10.242 | 42.506 |
| S.121 | 0 | 3 | 3.682 | 0 | 0 | 238 | 2 | 3.924 | 6.828 | 10.752 |
| S.122 | 15.038 | 2.390 | 3.028 | 1.534 | 126 | 7.275 | 8.940 | 38.380 | 6.553 | 44.933 |
| S.123+S.124 | 3.016 | 18 | 273 | 154 | 28 | 163 | 1.097 | 4.754 | 1.921 | 6.675 |
| S.125 | 682 | 0 | 1.073 | 724 | 462 | 1.651 | 108 | 4.700 | 3.918 | 8.618 |
| S.13 | 11.226 | 2.653 | 4.099 | 108 | 526 | 4.647 | 448 | 23.728 | 2.560 | 26.288 |
| S.14 | 9.542 | 3.815 | 14.480 | 1.076 | 5.985 | 1.150 | 0 | 36.048 | 2.552 | 38.600 |
| S.1 | 63.484 | 8.948 | 31.479 | 4.055 | 7.686 | 16.749 | 11.776 | 144.292 | 34.579 | 178.871 |
| S.2 | 18.676 | 1.055 | 8.816 | 3.464 | 715 | 16.288 | 5 | 49.020 | | 49.020 |
| Skupaj | 82.160 | 10.004 | 40.295 | 7.519 | 8.401 | 33.037 | 11.781 | 193.313 | 34.579 | 227.892 |
| Finančna sredstva in obveznosti domačih sektorjev in tujine (spremembe v obdobju 2009-2013, v mio EUR) | | | | | | | | | | |
| Sektor | S.11 | S.121 | S.122 | S.123+S.124 | S.125 | S.13 | S.14 | S.1 | S.2 | Skupaj |
| S.11 | -4.621 | 1 | -250 | -645 | -22 | 494 | -104 | -5.149 | 97 | -5.053 |
| S.121 | 0 | 1 | 2.451 | 0 | 0 | 169 | 1 | 2.621 | -1.151 | 1.471 |
| S.122 | -6.646 | 1.135 | 191 | -1.143 | -76 | 4.755 | 1.057 | -734 | -3.109 | -3.843 |
| S.123+S.124 | -2.003 | -23 | -389 | -328 | -16 | -86 | -319 | -3.168 | 139 | -3.029 |
| S.125 | 271 | 0 | -225 | 369 | 103 | 200 | -44 | 675 | 2.035 | 2.711 |
| S.13 | 3.599 | 1.663 | 990 | 52 | 227 | 975 | -66 | 7.435 | 1.997 | 9.432 |
| S.14 | -821 | 928 | 895 | -219 | 1.819 | 49 | 0 | 2.652 | 696 | 3.348 |
| S.1 | -10.227 | 3.705 | 3.642 | -1.917 | 2.036 | 6.555 | 525 | 4.301 | 698 | 4.999 |
| S.2 | 3.057 | -2.595 | -10.631 | -1.139 | 440 | 12.050 | -2 | 1.180 | 0 | 1.180 |
| Skupaj | -7.170 | 1.110 | -6.989 | -3.056 | 2.477 | 18.605 | 522 | 5.481 | 698 | 6.179 |

Neto finančni položaj posameznega institucionalnega sektorja predstavlja razliko med njegovimi finančnimi sredstvi in obveznostmi.

Nefinančne družbe so imele konec leta 2013 primanjkljaj v višini 39,7 mrd EUR, ki je bil največji do bank (10,5 mrd EUR), države (9,7 mrd EUR), tujine (8,4 mrd EUR) in gospodinjstev (8,4 mrd EUR). V proučevanem obdobju se je primanjkljaj nefinančnih družb zmanjšal za 2,1 mrd EUR.

Banke so imele konec leta 2013 največji presežek v odnosu z nefinančnimi družbami (10,5 mrd EUR) in državo (3,2 mrd EUR), največji primanjkljaj pa z gospodinjstvi (5,5 mrd EUR) in tujino (2,3 mrd EUR). V proučevanem obdobju se je bankam izboljšal položaj do tujine (+7,5 mrd EUR) in države (+3,8 mrd EUR), poslabšal pa do nefinančnih družb (-6,4 mrd EUR).

Država je imela konec leta 2013 primanjkljaj v višini 6,7 mrd EUR, ki je bil predvsem posledica presežka do nefinančnih družb (9,7 mrd EUR) in centralne banke (2,4 mrd EUR) ter primanjkljaja do tujine (13,7 mrd EUR) in bank (3,2 mrd EUR). Finančni položaj države se je v proučevanem obdobju poslabšal za 9,2 mrd EUR, najbolj se je poslabšal do tujine (-10,1 mrd EUR) in bank (-3,8 mrd EUR), izboljšal pa do nefinančnih družb (+3,1 mrd EUR).

Gospodinjstva so imela konec leta 2013 presežek v višini 26,8 mrd EUR, in sicer 8,4 mrd EUR do nefinančnih družb, 5,9 mrd EUR do zavarovalnic in pokojninskih skladov, 5,5 mrd EUR do bank ter 3,8 mrd EUR do centralne banke. Finančni položaj gospodinjstev se je v opazovanem obdobju izboljšal za 2,8 mrd EUR.

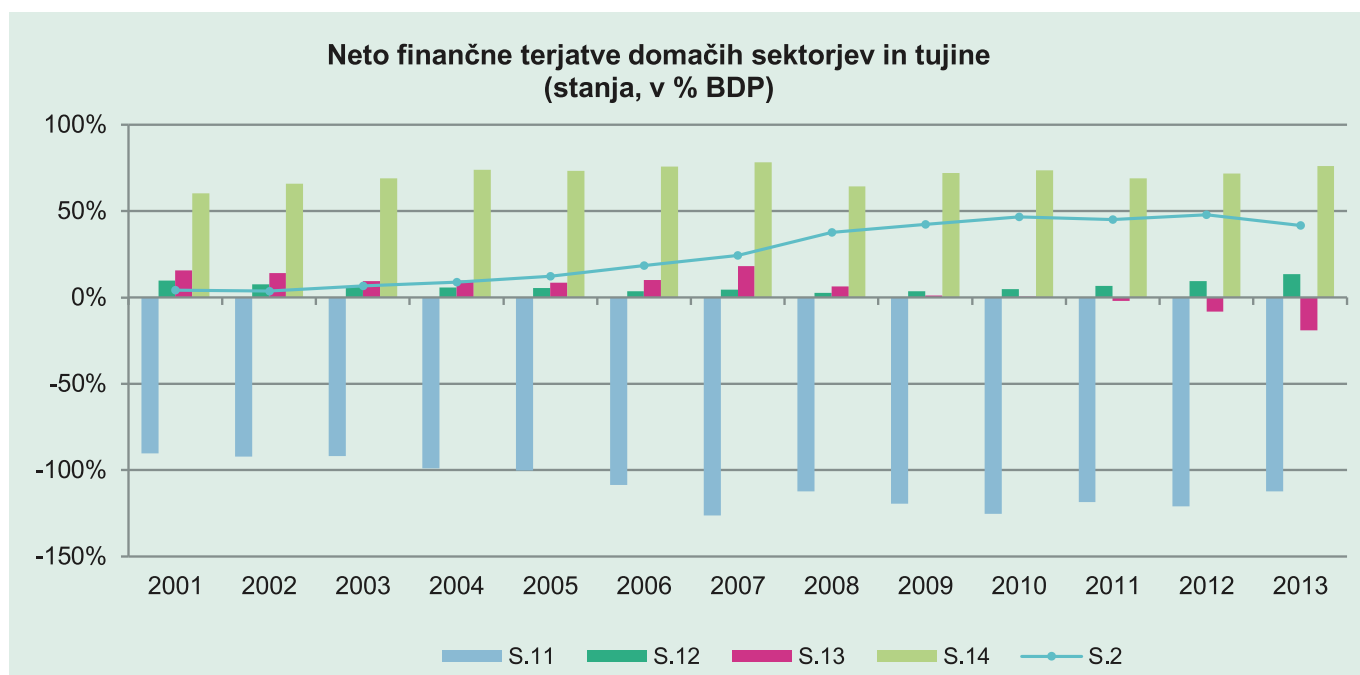
Tujina je imela konec leta 2013 presežek finančnih sredstev nad obveznostmi v višini 14,8 mrd EUR, kot posledica presežkov do države (13,7 mrd EUR), nefinančnih družb (8,4 mrd EUR) in bank (2,3 mrd EUR) ter primanjkljajev do centralne banke (5,5 mrd EUR) ter zavarovalnic in pokojninskih skladov (3,2 mrd EUR). Presežek so imele države evroobmočja (10,8 mrd EUR) in ostale EU (5 mrd EUR), države izven EU pa primanjkljaj (1 mrd EUR). V proučevanem obdobju je tujina izboljšala svoj položaj za 0,7 mrd EUR.

| Neto finančni položaji domačih sektorjev in tujine (stanja konec 2013, v mio EUR) | | | | | | | | | | |
|---|---------------|-------------|---------------|-------------|-------------|--------------|----------------|---------------|----------------|------------|
| Sektor | S.11 | S.121 | S.122 | S.123+S.124 | S.125 | S.13 | S.14 | S.1 | S.2 | Skupaj |
| S.11 | 0 | 69 | -10.511 | -2.561 | -124 | -9.679 | -8.361 | -31.220 | -8.434 | -39.654 |
| S.121 | -69 | 0 | 1.292 | -18 | 0 | -2.415 | -3.813 | -5.024 | 5.773 | 749 |
| S.122 | 10.511 | -1.292 | 0 | 1.261 | -946 | 3.176 | -5.540 | 6.901 | -2.263 | 4.638 |
| S.123+S.124 | 2.561 | 18 | -1.261 | 0 | -696 | 55 | 21 | 699 | -1.543 | -844 |
| S.125 | 124 | 0 | 946 | 696 | 0 | 1.125 | -5.877 | -2.986 | 3.203 | 217 |
| S.13 | 9.679 | 2.415 | -3.176 | -55 | -1.125 | 0 | -702 | 6.980 | -13.728 | -6.749 |
| S.14 | 8.361 | 3.813 | 5.540 | -21 | 5.877 | 702 | 0 | 24.272 | 2.547 | 26.819 |
| S.1 | 31.220 | 5.024 | -6.901 | -699 | 2.986 | -6.980 | -24.272 | 0 | -14.441 | -14.441 |
| S.2 | 8.434 | -5.464 | 2.263 | 1.543 | -3.203 | 13.728 | -2.547 | 14.750 | | 14.750 |
| Skupaj | 39.654 | -440 | -4.638 | 844 | -217 | 6.749 | -26.819 | 14.750 | -14.441 | 309 |

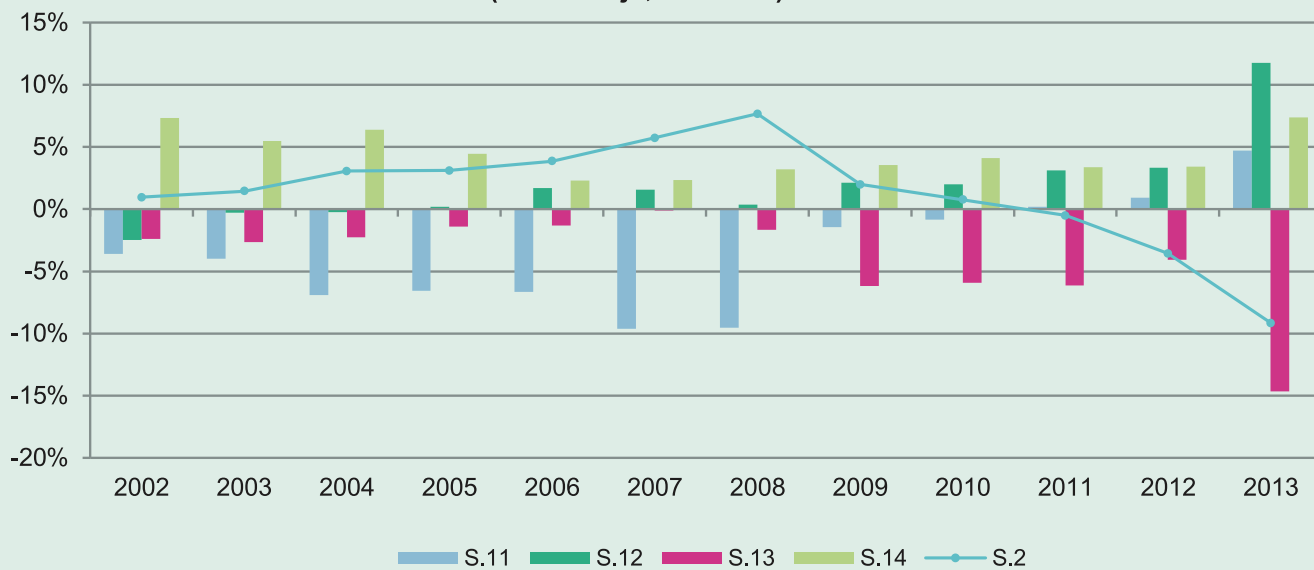
| Neto finančni položaji domačih sektorjev in tujine (spremembe v obdobju 2009-2013, v mio EUR) | | | | | | | | | | |
|---|---------------|-------------|---------------|-------------|-------------|--------------|---------------|------------|-------------|------------|
| Sektor | S.11 | S.121 | S.122 | S.123+S.124 | S.125 | S.13 | S.14 | S.1 | S.2 | Skupaj |
| S.11 | 0 | 1 | 6.396 | 1.358 | -293 | -3.105 | 717 | 5.078 | -2.961 | 2.117 |
| S.121 | -1 | 0 | 1.316 | 23 | 0 | -1.494 | -927 | -1.083 | 1.444 | 361 |
| S.122 | -6.396 | -1.316 | 0 | -754 | 149 | 3.765 | 162 | -4.376 | 7.522 | 3.146 |
| S.123+S.124 | -1.358 | -23 | 754 | 0 | -384 | -138 | -100 | -1.251 | 1.278 | 27 |
| S.125 | 293 | 0 | -149 | 384 | 0 | -28 | -1.862 | -1.361 | 1.595 | 234 |
| S.13 | 3.105 | 1.494 | -3.765 | 138 | 28 | 0 | -115 | 880 | -10.053 | -9.173 |
| S.14 | -717 | 927 | -162 | 100 | 1.862 | 115 | 0 | 2.127 | 698 | 2.825 |
| S.1 | -5.078 | 1.083 | 4.376 | 1.251 | 1.361 | -880 | -2.127 | 0 | -481 | -481 |
| S.2 | 2.961 | -1.207 | -7.522 | -1.278 | -1.595 | 10.053 | -698 | 719 | 0 | 719 |
| Skupaj | -2.117 | -124 | -3.146 | -27 | -234 | 9.173 | -2.825 | 719 | -481 | 237 |

Razpoložljivost podatkov finančnih računov od konca leta 2001 omogoča pogled preko horizonta proučevanega obdobja. Za prvo obdobje, v letih od 2002 do 2008, je bilo značilno pospešeno zadolževanje nefinančnih družb pri bankah, ki je bilo večinoma financirano iz tujine, ob relativno močnem presežku gospodinjstev in zmernem primanjkljaju sektorja države. Velik vpliv na neto finančne položaje sektorjev so v letih 2007 in 2008 imele tudi vrednostne spremembe, povezane z delnicami.

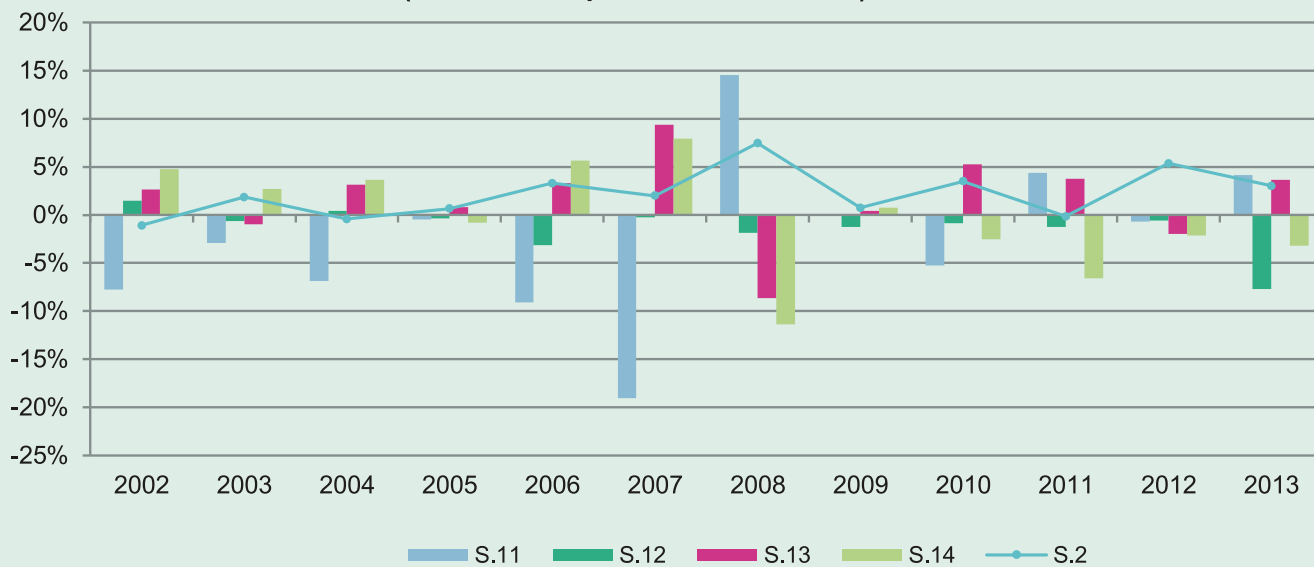
Obdobje krize, v letih od 2009 do 2013, je zaznamoval upad financiranja s strani tujine, pospešeno razdolževanje bank v tujini, visok primanjkljaj sektorja države, ki je bil v zadnjem letu povezan predvsem z reševanjem bank, in relativno stabilen presežek gospodinjstev. Močno zadolžene nefinančne družbe so v procesu razdolževanja.



**Neto finančne terjatve domačih sektorjev in tujine
(transakcije, v % BDP)**



**Neto finančne terjatve domačih sektorjev in tujine
(vrednostne spremembe, v % BDP)**



1. OVERVIEW OF SLOVENIA'S FINANCIAL ACCOUNTS, 2008 TO 2013

The overview of Slovenia's financial accounts for 2008 to 2013 illustrates the financial assets and liabilities of individual institutional sectors by financial instrument, and includes a comparison with overall euro area financial accounts.

S.11 Non-financial corporations

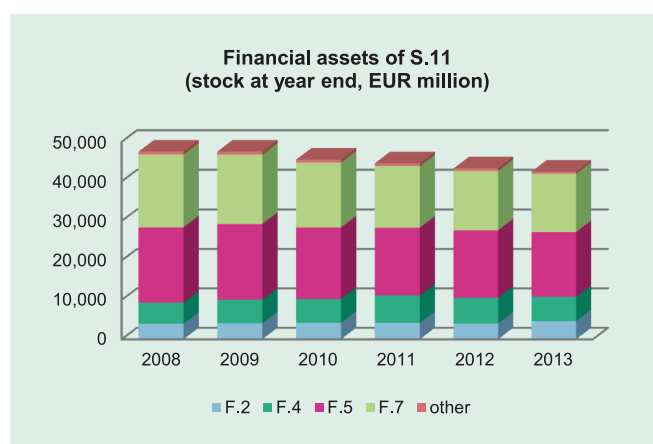
| | Code | 2008 | 2009 | 2010 | 2011 | 2012 | 2013 |
|----------------------------------|------|---------|---------|---------|---------|---------|---------|
| <i>(EUR million)</i> | | | | | | | |
| I. FINANCIAL ASSETS | | 47,559 | 47,568 | 45,527 | 44,609 | 43,297 | 42,506 |
| Currency and deposits | F.2 | 3,946 | 4,081 | 4,201 | 4,187 | 4,048 | 4,612 |
| Loans | F.4 | 5,376 | 5,977 | 6,040 | 6,945 | 6,494 | 6,210 |
| Shares and other equity | F.5 | 19,108 | 19,194 | 18,134 | 17,202 | 17,126 | 16,394 |
| Other accounts receivable | F.7 | 18,346 | 17,508 | 16,361 | 15,520 | 14,956 | 14,706 |
| II. LIABILITIES | | 89,330 | 89,879 | 90,002 | 87,449 | 86,056 | 82,160 |
| Loans | F.4 | 33,321 | 33,760 | 33,717 | 34,510 | 33,043 | 29,323 |
| Shares and other equity | F.5 | 36,371 | 37,080 | 38,226 | 36,089 | 36,504 | 36,834 |
| Other accounts payable | F.7 | 18,933 | 18,061 | 17,026 | 15,921 | 15,542 | 15,137 |
| III. NET FINANCIAL ASSETS | | -41,771 | -42,311 | -44,475 | -42,840 | -42,760 | -39,654 |

In the financial accounts of **Slovenia**, non-financial corporations accounted for 19% of total financial assets and 36% of total liabilities at the end of 2013. The financial assets of non-financial corporations were equivalent to 120% of GDP, while their liabilities were equivalent to 233% of GDP.

In the financial accounts of the **euro area**¹, non-financial corporations accounted for 15% of total financial assets and 24% of total liabilities at the end of 2013. The financial assets of non-financial corporations were equivalent to 193% of euro area GDP, while their liabilities were equivalent to 297% of euro area GDP.

The **financial assets** of non-financial corporations amounted to EUR 42.5 billion at the end of 2013, down EUR 0.8 billion on the end of 2012, and down EUR 5.1 billion or 11% over the observation period (from the end of 2008 to the end of 2013). Non-financial corporations accounted for 56% of non-financial corporations' claims at the end of 2013, the rest of the world for 24% and banks for 11%.

Investments in **shares and other equity** accounted for the largest proportion of non-financial corporations' financial assets at the end of 2013 (EUR 16.4 billion or 39% of their total financial assets). This figure was down EUR 2.7 billion or 14% over the observation period, as a result of negative revaluation changes (EUR 3 billion). The largest declines in investments were recorded in 2010 (by EUR 1.1 billion), 2011 (by EUR 0.9 billion) and 2013 (by EUR 0.7 billion). At the end of 2013 non-financial corporations' largest investments were intra-sectoral (78% of the total) and in the rest of the world (18%).



Other accounts receivable accounted for EUR 14.7 billion or 35% of financial assets at the end of 2013, and primarily consisted of trade credits and advances (86%), of which 48% were intra-sectoral and 39% were from the rest of the world. Other accounts receivable were down EUR 3.6 billion or 20% over the observation period, mostly as a result of changes in the intra-sectoral figure.

Non-financial corporations' **loans** granted amounted to EUR 6.2 billion at the end of 2013 (of which 50% were short-term loans), and accounted for 15% of their financial assets. The largest claims from loans were intra-sectoral (64%) and against the rest of the world (27%). The stock of loans granted increased by EUR 0.8 billion or 16% over the observation period, most notably in 2009 (by EUR 0.6 billion) and 2011 (by EUR 0.9 billion), while claims from loans declined in 2012 and 2013 (by EUR 0.7 billion in total).

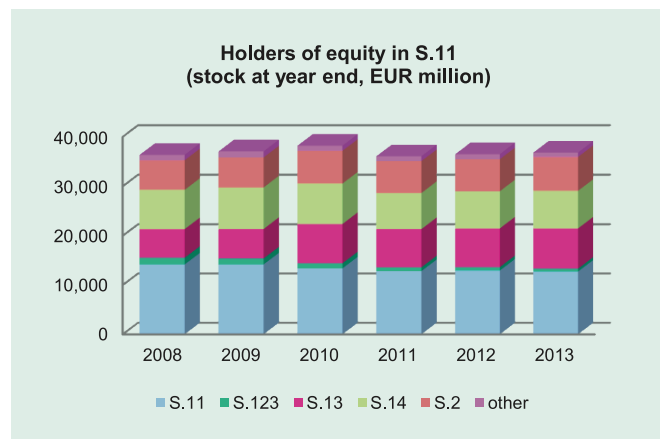
¹⁾ The figures used in the analysis for the euro area are those in the financial accounts of the euro area drawn up by the ECB.

Non-financial corporations' claims from **currency and deposits** stood at EUR 4.6 billion at the end of 2013 (11% of financial assets), domestic banks² accounting for almost all of this (91%). This figure was up EUR 0.7 billion over the observation period.

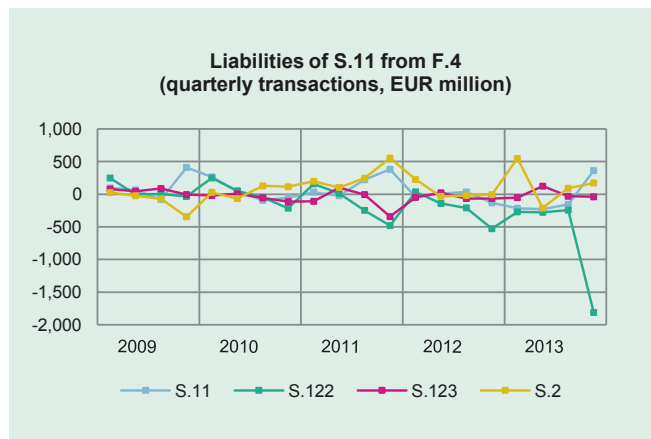
The largest holdings of financial assets of non-financial corporations in the **euro area** were in the form of shares and other equity (49% of the total), other accounts receivable (20%), loans (17%) and currency and deposits (12%). Compared with the euro area, non-financial corporations in Slovenia held a larger proportion of financial assets in the form of other accounts receivable, and smaller proportions in the form of shares and other equity, and loans.

Non-financial corporations' **liabilities** amounted to EUR 82.2 billion at the end of 2013, down EUR 7.2 billion or 8% over the observation period, the largest declines coming in 2011 (by EUR 2.6 billion), 2012 (by EUR 1.4 billion) and 2013 (by EUR 3.9 billion). At the end of 2013 non-financial corporations accounted for 29% of non-financial corporations' liabilities, the rest of the world for 23%, banks for 18%, the general government sector for 14% and households for 12%.

Liabilities from **shares and other equity** amounted to EUR 36.8 billion at the end of 2013, or 45% of total liabilities, up EUR 0.5 billion over the observation period, with transactions totalling EUR 1.4 billion and negative revaluation changes EUR 0.9 billion. The largest holders of equity in non-financial corporations were non-financial corporations (35%), the general government sector (22%), households (21%) and the rest of the world (19%).



Loans stood at EUR 29.3 billion at the end of 2013 (36% of total liabilities), down EUR 4 billion or 12% over the observation period. The largest decline in liabilities from loans was recorded in 2013, as liabilities to banks declined (by EUR 4.8 billion, as a result of repayments of EUR 2.6 billion and loan write-offs of EUR 2.2 billion) while liabilities to the general government sector increased (by EUR 0.9 billion, as a result of claims being acquired from the banks by the BAMC). Banks accounted for 49% of non-financial corporations' stock of borrowings via loans at the end of 2013, the rest of the world for 24%, non-financial corporations for 14% and other financial intermediaries for 7%.



Other accounts payable stood at EUR 15.1 billion at the end of 2013 (18% of total liabilities), down EUR 3.8 billion or 20% over the observation period. The majority (74%) of other accounts payable consisted of liabilities from trade credits and advances, of which 54% were intra-sectoral, and 38% to the rest of the world.

Non-financial corporations' intra-sectoral claims and liabilities totalled EUR 23.9 billion at the end of 2013, equivalent to 56% of the sector's total financial assets, and 29% of its total liabilities.

In the **euro area**, non-financial corporations' largest liabilities were from shares and other equity (53% of the total), loans (30%) and other accounts payable (12%). Compared with the euro area, non-financial corporations in Slovenia held higher proportions of liabilities in the form of loans and other accounts payable, and smaller proportions in the form of shares and other equity, and debt securities.

Non-financial corporations disclosed a **deficit of financial assets relative to liabilities** (net financial position) over the observation period, as a significant proportion of their assets are held in the form of non-financial assets. The deficit narrowed from EUR 41.8 billion to EUR 39.7 billion over the observation period as a result of transactions (EUR 1.2 billion) and revaluation changes (EUR 0.9 billion). The deficit narrowed by EUR 3.1 billion in 2013.

The **net financial position** of non-financial corporations in Slovenia deteriorated from -112% of GDP at the end of 2008 to -125% of GDP at the end 2010, then returned to its initial level, primarily as a result of measures in 2013. Over the same period the net financial position of non-financial corporations in the euro area deteriorated from -98% of GDP to -104% of GDP. Given similar levels of debt and lower liabilities from equity, the main reason for the net financial position of non-financial corporations in Slovenia being worse than those in the euro area was their lower financial assets.

Leverage calculated as the debt-to-equity ratio reached 123% in Slovenia at the end of 2013 (down 23 percentage points over the observation period), compared with 89% in the euro area (down 26 percentage points). The ratio of non-financial corporations' **debt** (liabilities minus equity) to GDP stood at 128% in Slovenia (down 14 percentage points), compared with 140% in the euro area (down 2 percentage points). The **ratio of debt to financial assets** at non-financial corporations stood at 107% in Slovenia (down 5 percentage points), compared with 73% in the euro area (down 13 percentage points). The indebtedness of non-financial corporations in Slovenia is comparable with the euro area, although their financing structure is unfavourable (high leverage).

² The term "banks" is used in the material for Sector S.122 (Other monetary financial institutions).

S.121 Central bank

| | Code | 2008 | 2009 | 2010 | 2011 | 2012 | 2013 |
|----------------------------------|------|-------|-------|-------|--------|--------|--------|
| <i>(EUR million)</i> | | | | | | | |
| I. FINANCIAL ASSETS | | 9,282 | 9,958 | 8,521 | 10,178 | 12,454 | 10,752 |
| Currency and deposits | F.2 | 4,882 | 3,342 | 3,543 | 3,442 | 3,445 | 2,878 |
| Securities other than shares | F.3 | 4,139 | 4,364 | 4,515 | 4,744 | 4,795 | 4,131 |
| Loans | F.4 | 0 | 1,779 | 27 | 1,520 | 3,739 | 3,334 |
| II. LIABILITIES | | 8,894 | 9,315 | 7,860 | 9,519 | 11,801 | 10,004 |
| Currency and deposits | F.2 | 8,233 | 8,497 | 7,067 | 8,744 | 10,892 | 9,141 |
| Shares and other equity | F.5 | 513 | 683 | 742 | 734 | 859 | 823 |
| III. NET FINANCIAL ASSETS | | 388 | 643 | 661 | 659 | 653 | 748 |

In the financial accounts of Slovenia, the central bank accounted for 5% of total financial assets and 4% of total liabilities at the end of 2013. The central bank's financial assets were equivalent to 30% of GDP, while its liabilities were equivalent to 28% of GDP.

The central bank's **financial assets** amounted to EUR 10.8 billion at the end of 2013, down EUR 1.7 billion or 14% on the end of 2012. The figure was up EUR 1.5 billion or 16% over the observation period.

The central bank's financial assets are invested in debt securities, loans and deposits. The proportion of total financial assets accounted for by loans increased between the end of 2008 and the end of 2013 (from 0% to 31%), at the expense of a decline in the proportions accounted for by debt securities (from 45% to 38%) and deposits (down from 53% to 27%).

The central bank's investments in **debt securities** amounted to EUR 4.1 billion at the end of 2013, down EUR 0.7 billion on the end of 2012, but unchanged over the observation period. Foreign debt securities accounted for 94% of the investments at the end of 2013 (74% in the euro area), while government securities accounted for 6%.

The central bank's claims from **loans** granted stood at EUR 3.3 billion at the end of 2013, as a result of loans to banks (LTROs) in 2011 and 2012.

Claims from **currency and deposits** stood at EUR 2.9 billion at the end of 2013, down EUR 0.6 billion on 2012, and down EUR 2 billion or 41% over the observation period. In order to ensure the liquidity of the banking system, there was an increase in deposits at Slovenian banks to EUR 12 billion in 2008, but this figure had declined to just EUR 0.4 billion by the end of 2013. The rest of the world accounted for 87% of the central bank's deposits at the end of 2013, and the domestic banks for 13%.

Claims of S.121 from F.2+F.4
(quarterly transactions, EUR million)



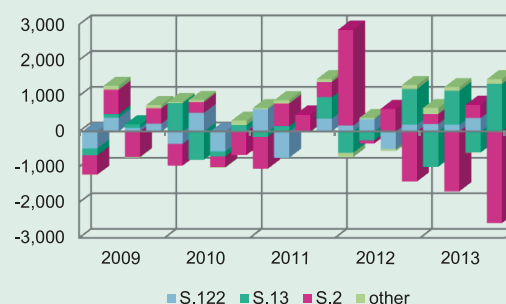
The central bank's **liabilities** amounted to EUR 10 billion at the end of 2013, down EUR 1.8 billion or 15% during the year, but up EUR 1.1 billion or 12% over the observation period.

The central bank's liabilities from **currency and deposits** stood at EUR 9.1 billion at the end of 2013 (91% of the total), of which 45% comprised liabilities from issued currency and 55% liabilities from deposits. Liabilities from currency and deposits declined by EUR 1.8 billion or 16% in 2013 (of which the rest of the world accounted for EUR 3.6 billion), but increased by EUR 0.9 billion or 11% over the observation period.

Liabilities from currency according to the capital key reached EUR 4.1 billion at the end of 2013, while liabilities from currency placed into circulation amounted to EUR 2.2 billion.

The central bank disclosed liabilities from deposits in the amount of EUR 5 billion at the end of 2013, of which the rest of the world accounted for EUR 1.1 billion or 21% (the central bank's liabilities to the Eurosystem), banks for 42% and the general government sector for 37%.

Liabilities of S.121 from F.2
(quarterly transactions, EUR million)



S.122 Other monetary financial institutions

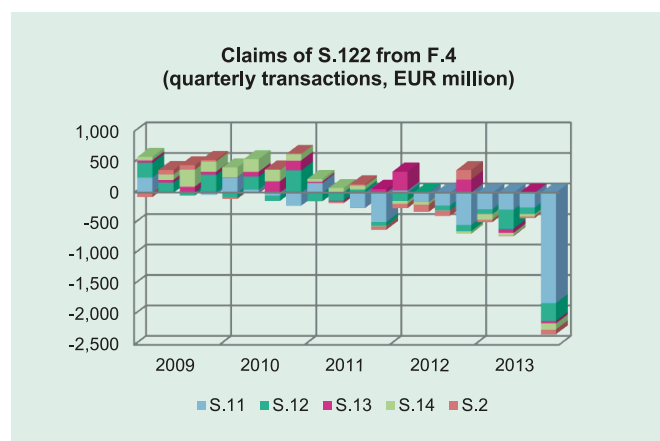
| | Code | 2008 | 2009 | 2010 | 2011 | 2012 | 2013 |
|----------------------------------|------|--------|--------|--------|--------|--------|--------|
| <i>(EUR million)</i> | | | | | | | |
| I. FINANCIAL ASSETS | | 48,776 | 53,065 | 52,377 | 51,484 | 49,590 | 44,933 |
| Currency and deposits | F.2 | 4,015 | 4,884 | 3,061 | 3,286 | 3,282 | 4,420 |
| Securities other than shares | F.3 | 6,796 | 8,093 | 7,645 | 7,387 | 6,968 | 8,091 |
| Loans | F.4 | 36,179 | 37,914 | 39,675 | 39,075 | 37,605 | 31,222 |
| Shares and other equity | F.5 | 1,574 | 1,868 | 1,769 | 1,550 | 1,443 | 984 |
| II. LIABILITIES | | 47,284 | 51,531 | 50,372 | 48,698 | 45,806 | 40,295 |
| Currency and deposits | F.2 | 28,468 | 29,124 | 28,765 | 28,140 | 26,376 | 23,853 |
| Securities other than shares | F.3 | 2,113 | 4,253 | 5,419 | 4,564 | 2,773 | 1,830 |
| Loans | F.4 | 12,468 | 13,490 | 11,709 | 12,054 | 13,114 | 10,427 |
| Shares and other equity | F.5 | 3,906 | 4,336 | 4,278 | 3,753 | 3,325 | 4,012 |
| III. NET FINANCIAL ASSETS | | 1,492 | 1,534 | 2,005 | 2,786 | 3,784 | 4,638 |

The sector of other monetary financial institutions comprises banks, savings banks and money-market funds. There were 21 banks, three savings banks and four money-market funds in Slovenia at the end of 2013.

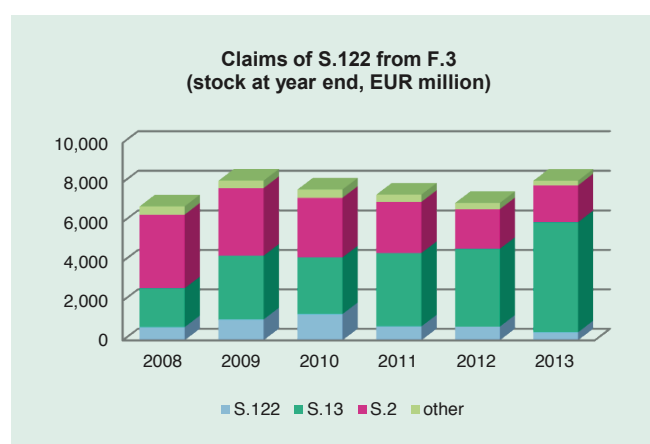
In the financial accounts of Slovenia, banks³ accounted for 20% of total financial assets and 18% of total liabilities at the end of 2013. The financial assets of banks were equivalent to 127% of GDP, while their liabilities were equivalent to 114% of GDP.

The **financial assets** of banks stood at EUR 44.9 billion at the end of 2013, down EUR 4.7 billion or 9% in 2013, and down EUR 3.8 billion or 8% over the observation period. Loans granted accounted for the largest proportion of banks' investments at the end of 2013 (69%), followed by debt securities (18%), and currency and deposits (10%).

Banks' **loans**⁴ amounted to EUR 31.2 billion at the end of 2013, down EUR 5 billion or 14% over the observation period. Banks have reduced their lending activity since the first half of 2009, particularly to non-financial corporations, as a result of the economic and financial crisis. The stock of bank loans declined by EUR 6.4 billion in 2013, primarily on account of loans to non-financial corporations (which were down EUR 4.8 billion, as a result of write-offs, repayments and the transfer of non-performing claims to the BAMC) and to financial corporations. Non-financial corporations (46% of the total) and households (29%) accounted for the majority of the stock of bank loans at the end of 2013.



Banks held investments in **debt securities** in the amount of EUR 8.1 billion at the end of 2013, primarily government securities (69% of the total, compared with 29% at the end of 2008) and foreign securities (23%, compared with 55% at the end of 2008). Investments in debt securities increased by EUR 1.1 billion in 2013, most notably government securities (up EUR 1.6 billion), which the banks obtained in the recapitalisation process and during the transfer of non-performing claims to the BAMC, and were up EUR 1.3 billion or 19% over the observation period.



Banks held EUR 4.4 billion of **currency and deposits** at the end of 2013, of which 54% was with the central bank, 40% with the rest of the world and 6% with domestic banks. Currency and deposits increased by EUR 1.1 billion or 35% in 2013, and were up EUR 0.4 billion or 10% over the observation period.

The **liabilities** of banks stood at EUR 40.3 billion at the end of 2013, down EUR 5.5 billion or 12% on the end of 2012, and down EUR 7 billion or 15% over the observation period. The most important source of funding as at the end of 2013 was deposits (59% of the total), followed by loans raised (26%), equity (10%) and issued debt securities (5%).

3) The term "banks" is used in the material for Sector S.122 (Other monetary financial institutions).

4) Impairments of bank loans amounted to EUR 4.6 billion at the end of 2013, or 14.8% of the total loan value.

The stock of **deposits** at banks stood at EUR 23.9 billion at the end of 2013, down EUR 2.5 billion or 10% during the year, and down EUR 4.6 billion or 16% over the observation period. The largest declines in 2013 were recorded by government deposits (by EUR 1.4 billion as a result of the conversion of deposits into bank equity), deposits by the rest of the world (by EUR 0.9 billion) and household deposits (by EUR 0.5 billion), while deposits by non-financial corporations increased (by EUR 0.5 billion). The largest deposits at banks at the end of 2013 were held by households (60% of the total), followed by non-financial corporations (18%), the rest of the world (8%) and the general government sector (7%).

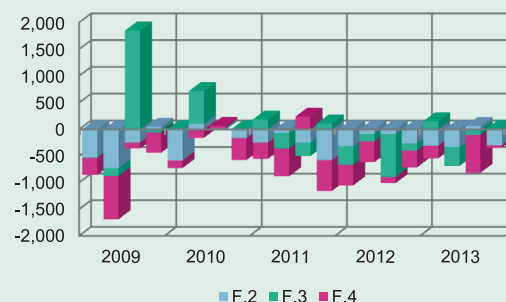
Liabilities of S.122 to S.14 from F.2
(quarterly transactions, EUR million)



Banks' liabilities from **loans** raised amounted to EUR 10.4 billion at the end of 2013, down EUR 2.7 billion or 20% on the end of 2012, and down EUR 2 billion or 16% over the observation period. Loans raised in the rest of the world accounted for 46% of banks' loans at the end of 2013 (compared with 87% at the end of 2008), the central bank for 32%, and intra-sectoral loans for 21% (compared with 13% at the end of 2008). The most notable declines in liabilities from loans in 2013 were recorded by liabilities to the rest of the world (by EUR 1.4 billion) and to banks (EUR 0.6 billion).

Alongside households, the rest of the world is the most important source of funding for banks. Banks reduced their borrowing via deposits and loans from the rest of the world over the observation period (by EUR 10.5 billion), replacing it with collateralised borrowing at the Eurosystem (EUR 3.3 billion).

Liabilities of S.122 to S.2 from F.2, F.3 and F.4
(quarterly transactions, EUR million)



Banks had EUR 4 billion of liabilities from **shares and other equity** at the end of 2013, up EUR 0.7 billion or 21% on the end of 2012 (primarily to the general government sector as a result of the recapitalisations in the final quarter of 2013), and up EUR 0.1 billion or 3% over the observation period. The largest holders of equity in banks at the end of 2013 were the general government sector (59% of the total), the rest of the world (29%) and non-financial corporations (5%).

Liabilities from issued **debt securities** amounted to EUR 1.8 billion at the end of 2013, down EUR 0.9 billion or 34% during the year, and down EUR 0.3 billion or 13% over the observation period. The largest investors in debt securities at the end of 2013 were the rest of the world (57%, compared with 29% at the end of 2008), banks (23%, compared with 32% at the end of 2008), and insurance corporations and pension funds (16%, compared with 20% at the end of 2008).

Banks' **surplus of financial assets relative to liabilities** stood at EUR 4.6 billion at the end of 2013. The largest surpluses were vis-à-vis non-financial corporations (EUR 10.5 billion) and the general government sector (EUR 3.2 billion), while the largest deficits were vis-à-vis households (EUR 5.6 billion) and the rest of the world (EUR 2.3 billion).

Banks' intra-sectoral claims and liabilities amounted to EUR 3 billion at the end of 2013, which accounted for 7% of the sector's total financial assets and 8% of its liabilities.

Because the figures for the central banks and other monetary financial institutions are not separated in the financial accounts of the euro area, the comparison between Slovenia and the **euro area** overall has been made at the level of **monetary financial institutions (S.121 and S.122)**.

Monetary financial institutions in Slovenia held EUR 55.7 billion of financial assets and EUR 50.3 billion of liabilities at the end of 2013, accounting for 24% of total financial assets and 22% of total liabilities in the financial accounts of Slovenia. In the euro area monetary financial institutions accounted for 27% of financial assets and 26% of liabilities.

The financial assets of monetary financial institutions in Slovenia were equivalent to 158% of GDP (compared with 332% in the euro area overall), while their liabilities were equivalent to 143% of GDP (compared with 323% in the euro area overall), an indication of the smaller depth of financial intermediation in Slovenia.

The proportion of the financial assets of financial corporations accounted for by monetary financial institutions was 78% in Slovenia, compared with 55% in the euro area, an indication of the greater importance of monetary financial institutions in Slovenia.

In Slovenia monetary financial institutions held their largest investments in loans (62% of the total), debt securities (22%), and deposits (13%), while their largest liabilities were from currency and deposits (66%) and loans (21%). In the euro area overall, monetary financial institutions' largest holdings of financial assets were in loans (40% of the total), deposits (30%) and debt securities (21%), while their largest liabilities were from currency and deposits⁵ (73%) and debt securities (15%).

The comparison with the euro area reveals that monetary financial institutions in Slovenia had a larger proportion of loans and a smaller proportion of deposits on the claims side, and a larger proportion of loans at the expense of smaller proportions of debt securities and of currency and deposits on the liabilities side.

S.123 + S.124 Other financial intermediaries and financial auxiliaries

| | Code | 2008 | 2009 | 2010 | 2011 | 2012 | 2013 |
|----------------------------------|------|--------|--------|-------|--------|--------|-------|
| <i>(EUR million)</i> | | | | | | | |
| I. FINANCIAL ASSETS | | 9,704 | 9,631 | 8,853 | 7,612 | 6,930 | 6,675 |
| Currency and deposits | F.2 | 410 | 393 | 320 | 355 | 400 | 410 |
| Securities other than shares | F.3 | 286 | 256 | 247 | 278 | 284 | 233 |
| Loans | F.4 | 5,222 | 5,254 | 4,689 | 4,135 | 3,582 | 3,478 |
| Shares and other equity | F.5 | 3,191 | 3,111 | 3,032 | 2,320 | 2,245 | 2,166 |
| II. LIABILITIES | | 10,575 | 10,244 | 9,752 | 8,650 | 8,192 | 7,519 |
| Loans | F.4 | 6,922 | 6,735 | 6,360 | 5,740 | 5,383 | 4,859 |
| Shares and other equity | F.5 | 3,312 | 3,183 | 3,097 | 2,595 | 2,528 | 2,414 |
| III. NET FINANCIAL ASSETS | | -872 | -613 | -899 | -1,038 | -1,262 | -844 |

The sector of other financial intermediaries⁶ primarily comprises investment funds, leasing companies and brokerage houses. There were 117 mutual funds, around 50 leasing companies and five brokerage houses in Slovenia at the end of 2013.

In the financial accounts of **Slovenia**, other financial intermediaries accounted for 3% of total financial assets and liabilities at the end of 2013. The financial assets of other financial intermediaries were equivalent to 19% of GDP, while their liabilities were equivalent to 21% of GDP.

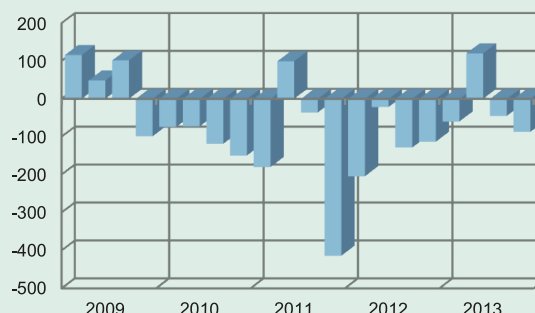
In the financial accounts of the **euro area**, other financial intermediaries accounted for 15% of total financial assets and liabilities at the end of 2013. The financial assets of other financial intermediaries were equivalent to 191% of euro area GDP, while their liabilities were equivalent to 184% of euro area GDP.

The proportion of financial corporations' total financial assets accounted for by other financial intermediaries stood at 9% in Slovenia and 32% in the euro area overall at the end of 2013.

The **financial assets** of other financial intermediaries amounted to EUR 6.7 billion at the end of 2013, down EUR 0.3 billion during the year, and down EUR 3 billion or 31% over the observation period. Their largest claims at the end of 2013 were against non-financial corporations (45% of the total), the rest of the world (29%) and households (16%).

Other financial intermediaries' **loans** granted amounted to EUR 3.5 billion, or 52% of total financial assets at the end of 2013, down EUR 1.7 billion or 33% on the end of 2008. At the end of 2013 the largest proportions of loans were accounted for by non-financial corporations (61% of the total), households (30%) and the rest of the world (5%), primarily leasing companies' loans. Lending activity was still positive in 2009 (EUR 0.2 billion), but there were significant declines in lending activity in the other years (EUR 1.5 billion in total).

**Claims of S.123 + S.124 from F.4
(quarterly transactions, EUR million)**



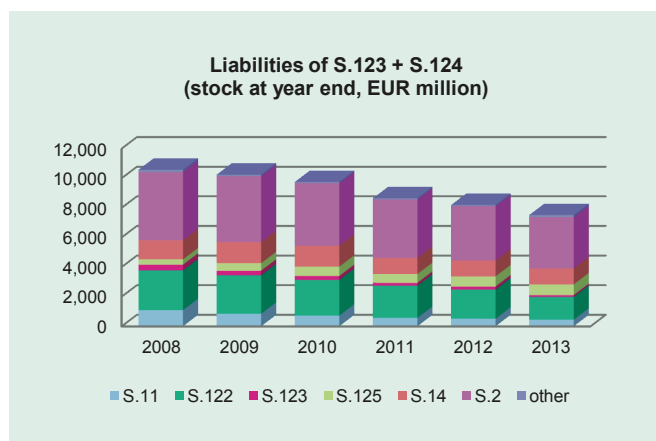
Investments in **shares and other equity** amounted to EUR 2.2 billion or 32% of financial assets at the end of 2013, down EUR 1 billion or 32% over the observation period, while the proportion accounted for by investments in non-financial corporations declined (from 49% to 31%) and the proportion accounted for by the rest of the world increased (from 32% to 62%). These were primarily investments by investment funds, which were highly dependent on developments on the financial markets. Other financial intermediaries' investments declined in all years of the observation period, most notably by EUR 0.7 billion in 2011.

5) In the financial accounts of the euro area, monetary financial institutions' liabilities from loans are disclosed under deposits.

6) The term used in this section for S.123 + S.124 is "other financial intermediaries".

The proportion of other financial intermediaries' total financial assets accounted for by investments in **deposits and debt securities** together amounted to just 10% at the end of 2013, as equity funds are prevalent in the investment fund sector in Slovenia.

The largest holdings of financial assets of other financial intermediaries in the **euro area** were in the form of shares and other equity (42% of the total), loans (25%), debt securities (19%), and currency and deposits (11%). Compared with the euro area, other financial intermediaries in Slovenia held a larger proportion of financial assets in the form of loans, and smaller proportions in the form of debt securities, shares and other equity, and deposits.



The **liabilities** of other financial intermediaries amounted to EUR 7.5 billion at the end of 2013, down EUR 0.7 billion or 8% on the end of 2012, and down EUR 3.1 billion or 29% over the observation period. The rest of the world accounted for 46% of their liabilities at the end of 2013, banks for 20% and households for 14%.

Liabilities from **loans** raised amounted to EUR 4.9 billion or 65% of total liabilities at the end of 2013, down EUR 0.5 billion or 10% during the year,

and down EUR 2.1 billion or 30% over the observation period. At the end of 2013 the stock of loans raised had come primarily from the rest of the world (66% of the total) and domestic banks (30%), these largely consisting of loans raised by leasing companies. Borrowing declined in all years of the observation period (by EUR 1.7 billion in total), most notably in 2011 (by EUR 0.6 billion).

Shares and other equity accounted for EUR 2.4 billion or 32% of other financial intermediaries' total liabilities at the end of 2013, of which 42% was to households (compared with 36% at the end of 2008), 30% to insurance corporations and pension funds (compared with 10%), 10% to the rest of the world (compared with 17%) and 9% to non-financial corporations (compared with 19%).

The most important item in equity was investment funds shares/units, which amounted to EUR 1.8 billion at the end of 2013 or 75% of the total, down EUR 0.1 billion over the observation period. At the end of 2013 households accounted for 52% of liabilities from investment funds shares/units (compared with 58% at the end of 2008), insurance corporations and pension funds for 36% (compared with 18%) and non-financial corporations for 5% (compared with 11%).

In the **euro area**, other financial intermediaries' largest liabilities were from shares and other equity (58% of the total), loans (23%) and debt securities (18%). Compared with the euro area overall, other financial intermediaries in Slovenia held a larger proportion of liabilities in the form of loans, and smaller proportions in the form of shares and other equity, and debt securities.

Other financial intermediaries' **deficit of financial assets** relative to liabilities stood at EUR 0.8 billion at the end of 2013. The largest deficits were vis-à-vis the rest of the world (EUR 1.5 billion) and banks (EUR 1.3 billion), while the largest surplus was vis-à-vis non-financial corporations (EUR 2.6 billion).

Other financial intermediaries' intra-sectoral claims and liabilities amounted to EUR 0.2 billion at the end of 2013, equivalent to 2% of their total financial assets and liabilities.

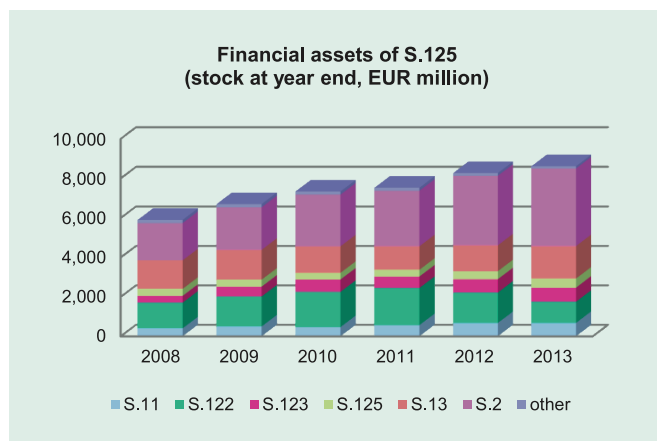
S.125 Insurance corporations and pension funds

| | Code | 2008 | 2009 | 2010 | 2011 | 2012 | 2013 |
|----------------------------------|------|-------|-------|-------|-------|-------|-------|
| <i>(EUR million)</i> | | | | | | | |
| I. FINANCIAL ASSETS | | 5,908 | 6,705 | 7,344 | 7,533 | 8,275 | 8,618 |
| Currency and deposits | F.2 | 701 | 739 | 967 | 1,151 | 950 | 686 |
| Securities other than shares | F.3 | 3,306 | 3,703 | 3,942 | 3,893 | 4,444 | 4,884 |
| Shares and other equity | F.5 | 1,345 | 1,634 | 1,830 | 1,841 | 2,153 | 2,311 |
| II. LIABILITIES | | 5,925 | 6,974 | 7,422 | 7,574 | 8,111 | 8,401 |
| Shares and other equity | F.5 | 1,604 | 2,087 | 2,112 | 2,203 | 2,564 | 2,793 |
| Insurance technical reserves | F.6 | 3,997 | 4,605 | 5,015 | 5,065 | 5,203 | 5,239 |
| III. NET FINANCIAL ASSETS | | -17 | -269 | -78 | -41 | 164 | 217 |

There were 14 insurance corporations, two reinsurance corporations, three pension companies and seven mutual pension funds in Slovenia at the end of 2013. Voluntary supplementary pension insurance providers are pension companies, mutual pension funds and insurance corporations that hold an authorisation to provide life insurance services.

Insurance corporations and pension funds accounted for 4% of total financial assets and liabilities in the financial accounts of **Slovenia** at the end of 2013, compared with 6% of total financial assets and 7% of liabilities in the **euro area** overall. The financial assets of insurance corporations and pension funds were equivalent to 24% of GDP in Slovenia, compared with 81% in the euro area overall. The proportion of financial corporations' total financial assets accounted for by insurance corporations and pension funds stood at 12% in Slovenia and 13% in the euro area overall.

The **financial assets** of insurance corporations and pension funds stood at EUR 8.6 billion at the end of 2013, up EUR 0.3 billion during the year, and up EUR 2.7 billion or 46% over the observation period. At the end of 2013 the rest of the world accounted for 45% of their liabilities, financial corporations for 26% and the general government sector for 19%.



Insurance corporations and pension funds held EUR 4.9 billion of their investments, 57% of the total, in **debt securities** at the end of 2013, mostly foreign securities (55%, compared with 41% at the end of 2008), government securities (33%, compared with 43%), and bank securities (6%, compared with 13%). Investments were up EUR 0.4 billion in 2013, and up EUR 1.6 billion over the observation period.

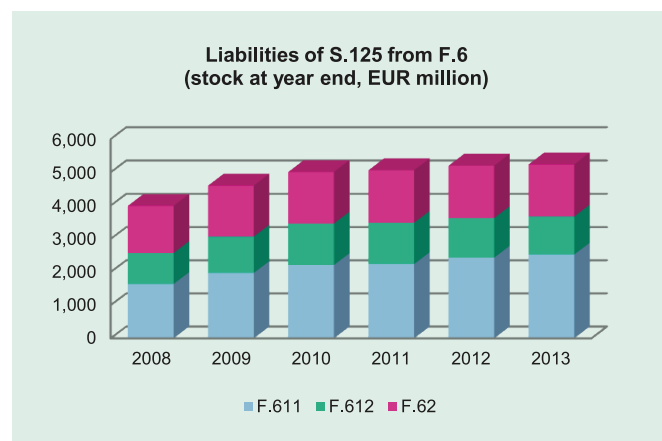
Insurance corporations and pension funds held EUR 2.3 billion (27% of the total) in investments in **shares and other equity** at the end of 2013, up EUR 1 billion over the observation period, as a result of net purchases. The rest of the world accounted for the largest proportion of these investments at the end of 2013 (43%, compared with 34% at the end of 2008), followed by other financial intermediaries (31%, compared with 25%) and non-financial corporations (15%).

The largest holdings of financial assets of insurance corporations and pension funds in the euro area were in the form of debt securities (41% of the total), shares and other equity (38%), and deposits (10%). Compared with the **euro area** overall, insurance corporations and pension funds in Slovenia held a larger proportion of financial assets in the form of debt securities, and smaller proportions in the form of shares and other equity, and loans.

Insurance corporations and pension funds held **liabilities** of EUR 8.4 billion at the end of 2013, up EUR 0.3 billion on the end of 2012, and up EUR 2.5 billion or 42% over the observation period. Their largest

liabilities at the end of 2013 were to households (71% of the total), to the rest of the world (9%) and to non-financial corporations (7%).

Insurance technical reserves account for the largest proportion of the liabilities of insurance corporations and pension funds. They increased by EUR 1.2 billion or 31% over the observation period to reach EUR 5.2 billion or 62% of total liabilities at the end of 2013, of which 83% were to households and 7% to non-financial corporations. They were unchanged overall in 2013, although pension fund reserves continued to decline, primarily as a result of early redemptions for policyholders.



Life insurance reserves accounted for 48% of insurance technical reserves at the end of 2013, pension fund reserves for 22%, and other technical reserves for 30%.

Liabilities from **shares and other equity** amounted to EUR 2.8 billion at the end of 2013, up EUR 0.2 billion during the year, and up EUR 1.2 billion or 74% over the observation period. Mutual pension funds' liabilities amounted to EUR 1.4 billion at the end of 2013 (all to households), up EUR 0.1 billion during the year, and up EUR 0.7 billion or 92% over the observation period. The main holder of equity in insurance corporations and pension funds at the end of 2013 was the general government sector (36% of the total), followed by the rest of the world (19%), insurance corporations and pension funds (17%), non-financial corporations (11%) and households (10%).

Insurance technical reserves accounted for the largest proportion (87%) of the liabilities of insurance corporations and pension funds in the **euro area** overall. Compared with the euro area overall, insurance corporations and pension funds in Slovenia held a larger proportion of liabilities in the form of shares and other equity, and a smaller proportion in the form of insurance technical reserves.

The intra-sectoral claims and liabilities of insurance corporations and pension funds totalled EUR 0.5 billion at the end of 2013, equivalent to 5% of their total financial assets and liabilities.

It should be noted that the **financial assets of financial corporations (S.12)** in Slovenia at the end of 2013 (equivalent to 201% of GDP) were profoundly lower in relative terms than those in the euro area overall (603% of GDP), having reached a relative proportion just 33% of that in the euro area (48% for monetary financial institutions, 30% for insurance corporations and pension funds, and 10% for other financial intermediaries), an indication of the smaller depth of financial intermediation and the financial markets in Slovenia.

S.13 General government

| | Code | 2008 | 2009 | 2010 | 2011 | 2012 | 2013 |
|----------------------------------|--------|--------|--------|--------|--------|--------|--------|
| <i>(EUR million)</i> | | | | | | | |
| I. FINANCIAL ASSETS | | 16,856 | 21,007 | 20,518 | 22,355 | 22,589 | 26,288 |
| Central government | S.1311 | 13,657 | 17,869 | 17,568 | 19,542 | 19,668 | 23,443 |
| Local government | S.1313 | 1,234 | 1,214 | 1,221 | 1,290 | 1,376 | 1,379 |
| Social security funds | S.1314 | 1,964 | 1,925 | 1,729 | 1,523 | 1,545 | 1,467 |
| II. LIABILITIES | | 14,432 | 20,619 | 20,366 | 23,072 | 25,441 | 33,037 |
| Central government | S.1311 | 12,033 | 18,068 | 18,233 | 21,079 | 23,430 | 30,510 |
| Local government | S.1313 | 959 | 1,153 | 1,249 | 1,243 | 1,258 | 1,355 |
| Social security funds | S.1314 | 1,440 | 1,397 | 884 | 750 | 753 | 1,172 |
| III. NET FINANCIAL ASSETS | | 2,424 | 388 | 151 | -716 | -2,852 | -6,749 |

The general government sector consists of central government, local government and social security funds.

The central government accounted for 89% of the general government sector's financial assets and 92% of its liabilities at the end of 2013, local government for 5% of financial assets and 4% of liabilities, and social security funds for 6% of financial assets and 4% of liabilities.

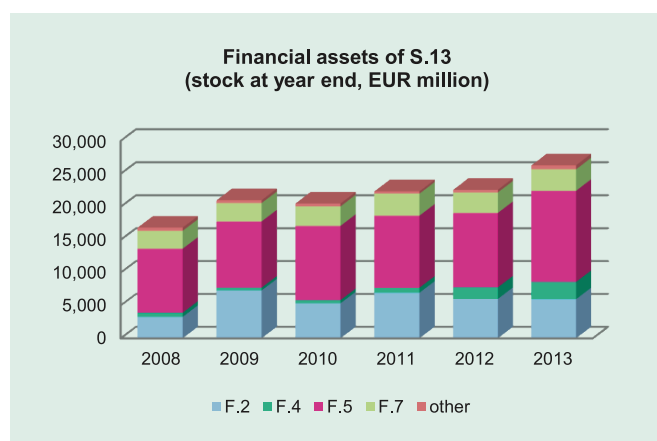
In the financial accounts of **Slovenia**, the general government sector accounted for 12% of total financial assets and 14% of total liabilities

at the end of 2013. The general government sector's financial assets were equivalent to 75% of GDP, while its liabilities were equivalent to 94% of GDP.

In the financial accounts of the **euro area**, the general government sector accounted for 4% of total financial assets and 9% of total liabilities. The general government sector's financial assets were equivalent to 48% of euro area GDP, while its liabilities were equivalent to 114% of euro area GDP.

| | Code | 2008 | 2009 | 2010 | 2011 | 2012 | 2013 |
|----------------------------------|------|--------|--------|--------|--------|--------|--------|
| <i>(EUR million)</i> | | | | | | | |
| I. FINANCIAL ASSETS | | 16,856 | 21,007 | 20,518 | 22,355 | 22,589 | 26,288 |
| Currency and deposits | F.2 | 3,269 | 7,304 | 5,349 | 6,939 | 6,005 | 5,961 |
| Loans | F.4 | 627 | 405 | 467 | 763 | 1,751 | 2,620 |
| Shares and other equity | F.5 | 9,751 | 10,093 | 11,308 | 10,968 | 11,326 | 13,853 |
| Other accounts receivable | F.7 | 2,720 | 2,768 | 2,949 | 3,336 | 3,104 | 3,254 |
| II. LIABILITIES | | 14,432 | 20,619 | 20,366 | 23,072 | 25,441 | 33,037 |
| Currency and deposits | F.2 | 1,071 | 3,056 | 1,958 | 2,708 | 1,857 | 2,077 |
| Securities other than shares | F.3 | 7,767 | 12,099 | 13,122 | 14,330 | 16,507 | 22,839 |
| Loans | F.4 | 1,017 | 1,170 | 1,576 | 1,862 | 2,973 | 3,328 |
| Shares and other equity | F.5 | 1,941 | 1,531 | 823 | 832 | 814 | 1,430 |
| Other accounts payable | F.7 | 2,636 | 2,762 | 2,887 | 3,339 | 3,291 | 3,362 |
| III. NET FINANCIAL ASSETS | | 2,424 | 388 | 151 | -716 | -2,852 | -6,749 |

The general government's **financial assets** amounted to EUR 26.3 billion at the end of 2013, up EUR 3.7 billion on the end of 2012, and up EUR 9.4 billion or 56% over the observation period. The general government sector's largest claims at the end of 2013 were against non-financial corporations (43% of the total), intra-sectoral (18%) and against banks (16%).



The general government sector held EUR 13.9 billion or 53% of its total financial assets in the form of **shares and other equity** at the end of 2013. These investments were up EUR 2.5 billion in 2013 (EUR 1.4 billion as a result of the bank recapitalisations in the final quarter of the year), and were up EUR 4.1 billion or 42% over the observation period (as a result of positive revaluation changes of EUR 3.4 billion). The proportion of investments accounted for by shares and other equity ranged from 48% to 58%. The general government sector's largest investments at the end of 2013 were in non-financial corporations (59% of the total, compared with a high of 71% at the end of 2011), followed by banks (17%, compared with a low of 8% at the end of 2012) and intra-sectoral investments (10%).

The general government sector's claims from **currency and deposits** amounted to EUR 6 billion at the end of 2013, and accounted for 23% of its total financial assets. The figure was unchanged in 2013, as claims against banks declined (by EUR 1.4 billion as a result of the conversion of deposits into bank equity), while claims against the central bank, claims against the rest of the world and intra-sectoral claims increased. They were up EUR 2.7 billion or 82% over the observation period, the largest increase of EUR 4 billion having been recorded in 2009. Of the total at

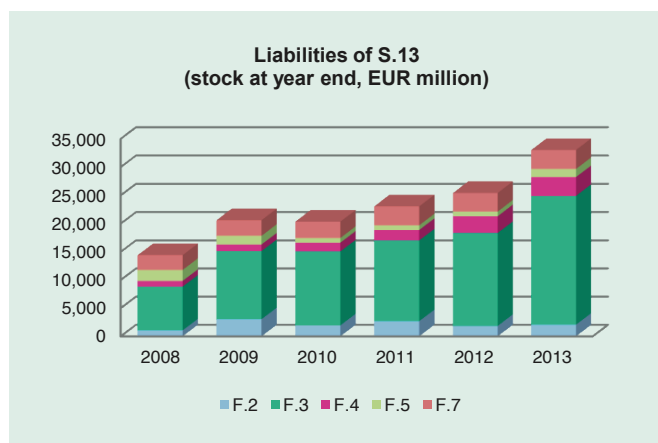
the end of 2013, 33% were intra-sectoral, 31% against the central bank, 27% against domestic banks and 9% against the rest of the world.

Other accounts receivable amounted to EUR 3.3 billion or 12% of total financial assets at the end of 2013, up EUR 0.2 billion on the end of 2012, and up EUR 0.5 billion over the observation period. The majority of the general government sector's other accounts receivable were claims against non-financial corporations (58% of the total) and intra-sectoral claims (24%).

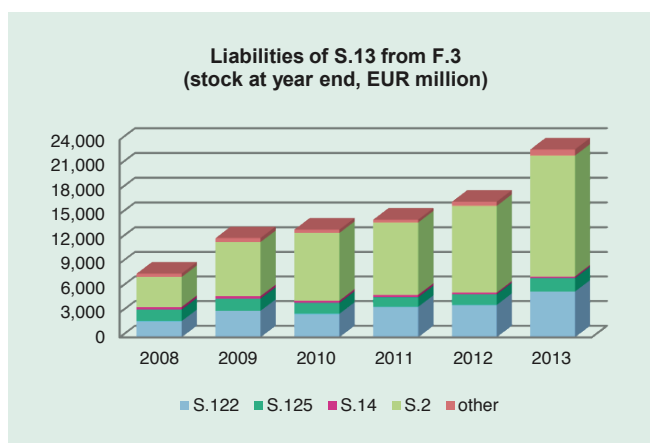
The general government sector held EUR 2.6 billion of **claims from loans** at the end of 2013, largely against non-financial corporations (44% of the total) and the rest of the world (44%). The figure was up EUR 0.9 billion in 2013, primarily claims against non-financial corporations as a result of the transfer of claims from banks to the BAMC. The figure was up EUR 2 billion over the observation period, claims against the rest of the world having increased by EUR 1.2 billion mostly because of the EFSF.

In the **euro area** overall, the general government sector held the largest proportions of its financial assets at the end of 2013 in the form of shares and other equity (35%), loans (21%), other accounts receivable (19%), deposits (15%) and debt securities (10%). Compared with the euro area overall, the general government sector in Slovenia held larger proportions of its investments in shares and other equity and in deposits, and smaller proportions in loans and in debt securities.

The general government sector's **liabilities** amounted to EUR 33 billion at the end of 2013, up EUR 7.6 billion on the end of 2012, and up EUR 18.6 billion or 129% over the observation period (most notably by EUR 7.6 billion in 2013 and EUR 6.2 billion in 2009). The general government sector's largest liabilities at the end of 2013 were to the rest of the world (49% of the total), to banks (22%) and intra-sectoral (14%).



The heaviest borrowing by the general government sector was via issues of **debt securities**, the stock of which reached EUR 22.8 billion or 69% of its total liabilities at the end of 2013. These liabilities increased by EUR 6.3 billion in 2013, the largest increase being recorded by liabilities to the rest of the world (EUR 4.1 billion) and liabilities to banks (EUR 1.6 billion as a result of the transfer of claims to the BAMC and the bank recapitalisations via bonds), and were up EUR 15.1 billion or 194% over the observation period (liabilities to the rest of the world having increased by EUR 11 billion). The proportion of total liabilities accounted for by debt securities ranged from 54% to 69% during the observation period. The largest holders of government securities at the end of 2013 were the rest of the world with 64% of the total (compared with 47% at the end of 2008), banks with 24%, and insurance corporations and pension funds with 7% (compared with 18%).



The general government sector held EUR 3.4 billion of **other accounts payable** at the end of 2013, 10% of its total liabilities. This figure was up EUR 0.7 billion over the observation period. Liabilities from trade credits and advances accounted for 31% of other accounts payable at the end of 2013, primarily to non-financial corporations (70%) and the rest of the world (24%). Other liabilities accounted for 69% of other accounts payable, primarily to households (37%), intra-sectoral (34%) and to non-financial corporations (22%).

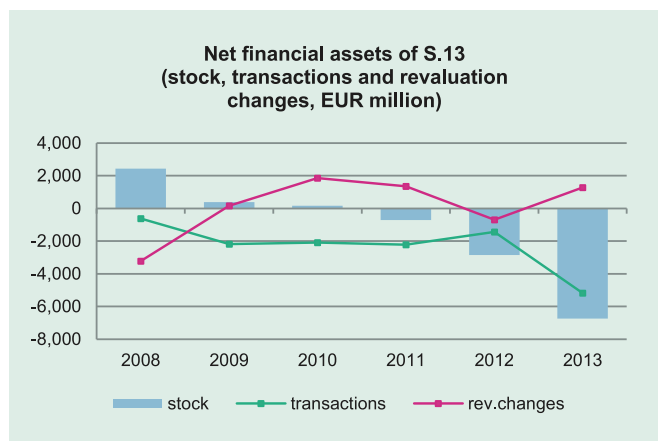
Liabilities from **loans** received stood at EUR 3.3 billion at the end of 2013, or 10% of total liabilities, up EUR 0.4 billion during the year, and up EUR 2.3 billion over the observation period (the rest of the world accounting for EUR 1.1 billion of the increase, primarily because of the EFSF). The largest proportions of the general government sector's liabilities from loans at the end of 2013 were accounted for by banks (50% of the total, compared with a high of 74% at the end of 2010) and the rest of the world (39%, compared with a low of 11% at the end of 2010).

Liabilities from **currency and deposits** amounted to EUR 2.1 billion at the end of 2013, or 6% of the sector's total liabilities, up EUR 1 billion over the observation period (most notably by EUR 2 billion in 2009). The majority of the liabilities were intra-sectoral (96%).

In the **euro area**, the general government sector's largest liabilities were from debt securities (70% of the total) and loans (22%). Compared with the euro area overall, loans accounted for a smaller proportion of the liabilities of the general government sector in Slovenia.

The general government sector's intra-sectoral claims and liabilities amounted to EUR 4.6 billion at the end of 2013, equivalent to 18% of its total financial assets and 14% of its total liabilities.

The general government sector disclosed a **deficit in financial assets relative to liabilities** (net financial position) of EUR 6.7 billion at the end of 2013, EUR 3.9 billion wider than at the end of 2012, and EUR 9.2 billion wider over the observation period. It disclosed a **deficit in transactions** in each year of the observation period, which amounted to EUR 5.2 billion in 2013.



The **net financial position** of the general government sector in Slovenia deteriorated from 7% of GDP at the end of 2008 to -19% of GDP at the end 2013. The net financial position of the general government sector in the euro area overall deteriorated from -48% of GDP to -67% of GDP over the same period. The difference in the net financial position is the result of the higher financial assets and lower liabilities of the general government sector in Slovenia. The

ratio of **general government debt** (general government liabilities other than those from capital) to GDP stood at 90% in Slovenia and 114% in the euro area overall. The **ratio of debt to financial assets** in the general government sector stood at 120% in Slovenia and 240% in the euro area overall. The aforementioned figures indicate that the financial position and indebtedness of the general government sector in Slovenia are more favourable than in the euro area overall, although the pace of increase in the debt in Slovenia is unfavourable (the rise in the ratio of government debt to GDP over the observation period is 167% in Slovenia, compared with just 36% in the euro area overall).

A **public debt** of no more than 60% of GDP and a **general government deficit** of no more than 3% of GDP are two of the Maastricht convergence criteria. The consolidated general government debt, which includes liabilities from currency and deposits, debt securities and loans, amounted to EUR 25.3 billion or 71.7% of GDP in Slovenia at the end of 2013 (compared with 22% of GDP at the end of 2008), while the general government deficit amounted to 14.7% of GDP. The consolidated general government debt in the euro area overall stood at 93% of GDP at the end of 2013, and was lowest in Estonia (10% of GDP) and highest in Greece (175% of GDP). The general government deficit in the euro area overall amounted to 3% of GDP in 2013, while the widest deficit apart from Slovenia was recorded by Greece (12.7% of GDP). Luxembourg was the only country to record a general government surplus (0.1% of GDP).⁷

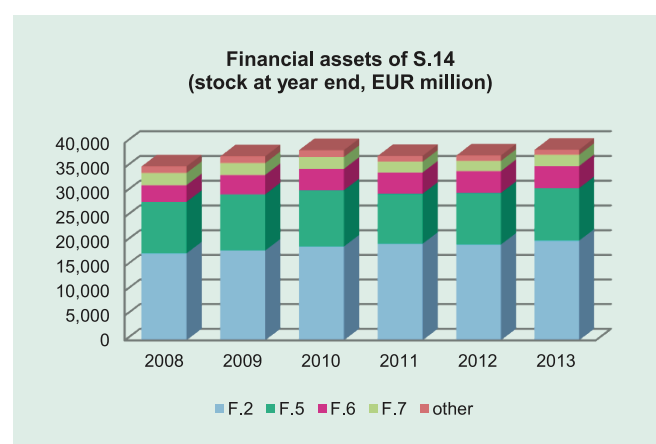
S.14 Households

| | Code | 2008 | 2009 | 2010 | 2011 | 2012 | 2013 |
|----------------------------------|------|--------|--------|--------|--------|--------|--------|
| <i>(EUR million)</i> | | | | | | | |
| I. FINANCIAL ASSETS | | 35,252 | 37,295 | 38,523 | 37,351 | 37,455 | 38,600 |
| Currency and deposits | F.2 | 17,669 | 18,257 | 19,054 | 19,627 | 19,459 | 20,241 |
| Securities other than shares | F.3 | 446 | 448 | 443 | 448 | 365 | 317 |
| Shares and other equity | F.5 | 10,398 | 11,351 | 11,363 | 10,087 | 10,418 | 10,615 |
| Insurance technical reserves | F.6 | 3,390 | 3,910 | 4,335 | 4,303 | 4,424 | 4,469 |
| Other accounts receivable | F.7 | 2,449 | 2,395 | 2,396 | 2,181 | 2,050 | 2,259 |
| II. LIABILITIES | | 11,258 | 11,784 | 12,453 | 12,451 | 12,103 | 11,781 |
| Loans | F.4 | 9,609 | 10,210 | 10,896 | 10,959 | 10,657 | 10,349 |
| Other accounts payable | F.7 | 1,649 | 1,574 | 1,556 | 1,492 | 1,447 | 1,432 |
| III. NET FINANCIAL ASSETS | | 23,994 | 25,512 | 26,071 | 24,900 | 25,352 | 26,819 |

In the financial accounts of **Slovenia**, households accounted for 17% of total financial assets and 5% of total liabilities at the end of 2013. Households' financial assets were equivalent to 109% of GDP, while their liabilities were equivalent to 33% of GDP.

In the **euro area**, households accounted for 17% of total financial assets and 6% of total liabilities at the end of 2013. Households' financial assets were equivalent to 214% of euro area GDP, while their liabilities were equivalent to 72% of euro area GDP.

Households' **financial assets** amounted to EUR 38.6 billion at the end of 2013, up EUR 1.1 billion on the end of 2012, and up EUR 3.3 billion over the observation period. Banks accounted for 38% of households' claims at the end of 2013, non-financial corporations for 25%, insurance corporations and pension funds for 16% and the central bank for 10%.



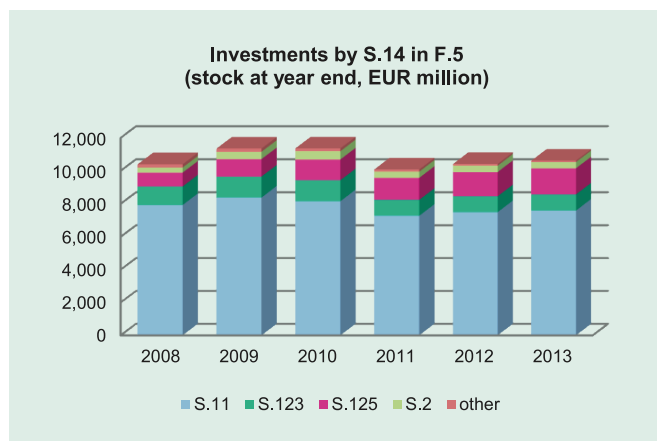
Households held EUR 20.2 billion or 52% of total financial assets in **currency and deposits** at the end of 2013, 24% of which comprised currency and 76% deposits.

⁷⁾ The public debt and general government deficit figures for the euro area used in the analysis are those published by Eurostat.

Claims from **currency** stood at EUR 4.8 billion or 13% of total financial assets at the end of 2013, up EUR 0.8 billion on the end of 2012, and up EUR 1.4 billion over the observation period.

Claims from **deposits** amounted to EUR 15.4 billion or 40% of financial assets at the end of 2013, unchanged during the year (as a result of an increase of EUR 0.4 billion in claims against the rest of the world and a decline of EUR 0.4 billion in claims against banks), but up EUR 1.2 billion or 8% over the observation period (by EUR 1 billion at banks), an annual average increase of 1.7%. The majority of households' deposits were held with domestic banks (93%).

Investments in **shares and other equity** amounted to EUR 10.6 billion or 27% of financial assets at the end of 2013. This figure was up EUR 0.2 billion over the observation period. Households made net purchases of EUR 0.1 billion, primarily increasing their investments in mutual pension funds (by EUR 0.5 billion) and in other equity (by EUR 0.1 billion), and reducing their investments in shares (by EUR 0.2 billion) and mutual funds (by EUR 0.3 billion). Non-financial corporations accounted for 72% of households' investments at the end of 2013, mutual pension funds for 15% (compared with 8% at the end of 2008), investment funds for 9% and the rest of the world for 4%.



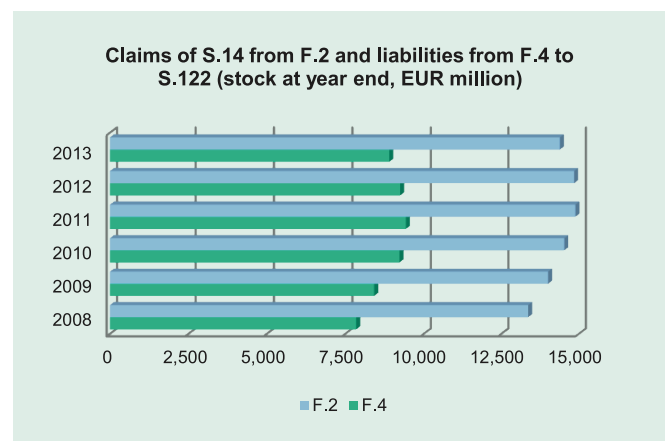
Insurance technical reserves accounted for 12% of households' financial assets, and amounted to EUR 4.5 billion at the end of 2013, up EUR 1.1 billion or 32% over the observation period (life insurance reserves increasing by EUR 0.9 billion). Life insurance reserves accounted for 59% of the claims at the end of 2013, pension fund reserves for 26% and other technical reserves for 16%.

Other accounts receivable amounted to EUR 2.3 billion or 6% of total financial assets at the end of 2013, down EUR 0.2 billion over the observation period. Non-financial corporations accounted for the majority (56%) of households' other accounts receivable, and the general government sector for 39%.

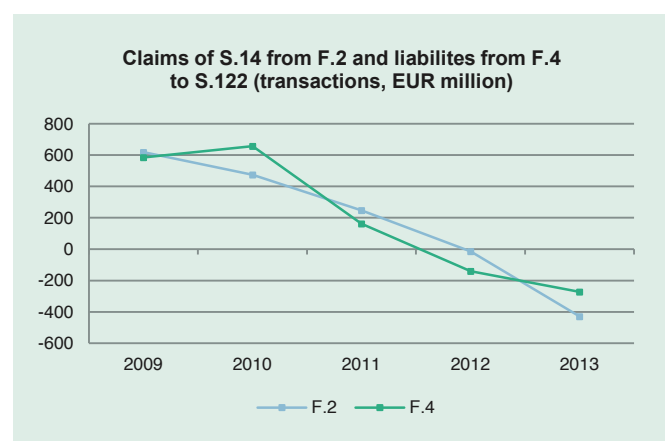
The largest holdings of financial assets of households in the **euro area** at the end of 2013 were in the form of currency and deposits (35% of the total), insurance technical reserves (32%), shares and other equity (24%), and debt securities (6%). Compared with the euro area overall, households in Slovenia held larger proportions of their investments in currency and deposits, and smaller proportions in insurance technical reserves and debt securities.

Households' **liabilities** stood at EUR 11.8 billion at the end of 2013, down EUR 0.3 billion on the end of 2012, but up EUR 0.5 billion over the observation period. At the end of 2013 banks accounted for 76% of households' liabilities, non-financial corporations for 10% and other financial intermediaries for 9%.

Loans raised amounted to EUR 10.3 billion and accounted for 88% of households' total liabilities at the end of 2013, down EUR 0.3 billion in 2013, but up EUR 0.7 billion over the observation period, an average annual increase of 1.6%. The largest increases in loans were recorded in 2009 and 2010 (by EUR 0.6 billion and EUR 0.7 billion respectively), while loans declined in 2012 and 2013 (by EUR 0.6 billion in total). Domestic banks (86% of the total) and other financial intermediaries (10%) accounted for the majority of households' loans raised at the end of 2013, of which 90% was in the form of long-term loans.



Loans from banks increased by EUR 1.1 billion over the observation period, while deposits at banks increased by EUR 1 billion, the coverage of loans by deposits thus declining from 170% to 162%. Deposits at banks declined by EUR 0.5 billion in 2013, while the volume of loans raised at banks declined by EUR 0.3 billion.

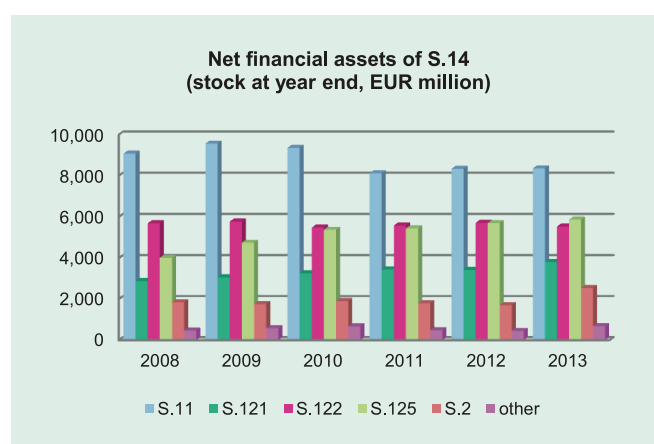


Households' **other accounts payable** amounted to EUR 1.4 billion or 12% of total liabilities at the end of 2013, down EUR 0.2 billion over the observation period. Non-financial corporations (62% of the total) and the general government sector (25%) accounted for the largest proportions of households' other accounts payable at the end of 2013.

As in Slovenia, in the **euro area** overall loans accounted for the vast majority (89%) of households' liabilities.

Households disclosed a **surplus of financial assets relative to liabilities** (net financial position) over the observation period. The surplus increased by EUR 1.5 billion in 2013, to end the year at EUR 26.8 billion, up EUR 2.8 billion or 12% over the observation period. Households' largest surpluses at the end of 2013 were vis-à-vis non-financial corporations (EUR 8.4 billion), insurance corporations and pension funds (EUR 5.9 billion), and banks (EUR 5.5 billion).

The **net financial position** of households in Slovenia improved from 64% of GDP to 76% of GDP over the observation period, and improved from 120% of GDP to 142% of GDP in the euro area. The figures reveal that the poorer financial position of households in Slovenia is primarily the result of the lower financial assets at their disposal; household indebtedness in Slovenia is lower than in the euro area overall. Household **debt** in Slovenia stood at 33% of GDP, compared with 72% of GDP in the euro area overall. The household sector's **ratio of debt to financial assets** stood at 31% in Slovenia, compared with 34% in the euro area overall.



S.2 Rest of the world

| | Code | 2008 | 2009 | 2010 | 2011 | 2012 | 2013 |
|----------------------------------|--------|--------|--------|--------|--------|--------|--------|
| <i>(EUR million)</i> | | | | | | | |
| I. FINANCIAL ASSETS | | 47,840 | 48,955 | 50,087 | 49,714 | 50,495 | 49,020 |
| Members of the EMU | S.2111 | 36,875 | 36,554 | 38,813 | 37,547 | 36,227 | 30,163 |
| Other EU countries | S.2112 | 5,991 | 7,418 | 5,602 | 6,397 | 6,786 | 9,968 |
| Non-EU countries | S.22 | 4,975 | 4,983 | 5,672 | 5,770 | 7,481 | 8,890 |
| II. LIABILITIES | | 33,808 | 33,945 | 33,563 | 33,437 | 33,590 | 34,270 |
| Members of the EMU | S.2111 | 17,127 | 17,564 | 17,004 | 17,496 | 18,153 | 19,353 |
| Other EU countries | S.2112 | 2,943 | 2,633 | 2,652 | 2,670 | 2,682 | 5,003 |
| Non-EU countries | S.22 | 13,737 | 13,748 | 13,907 | 13,271 | 12,755 | 9,914 |
| III. NET FINANCIAL ASSETS | | 14,032 | 15,010 | 16,524 | 16,278 | 16,905 | 14,750 |

The rest of the world sector consists of three sub-sectors: members of the euro area, other EU countries, and non-EU countries.

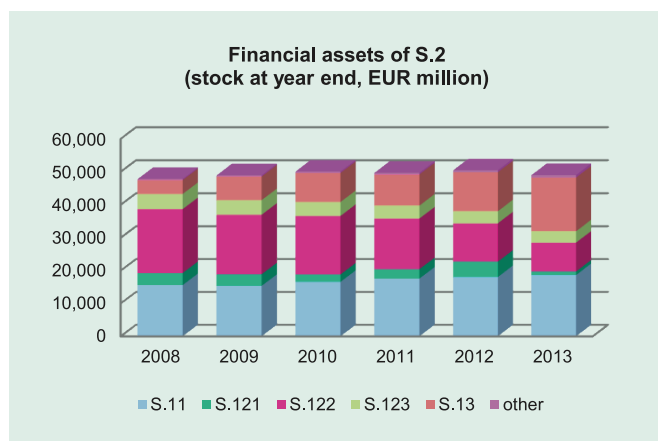
At the end of 2013 the largest claims and liabilities vis-à-vis domestic sectors were held by members of the euro area (62% of claims and 56% of liabilities), followed by non-EU countries (18% and 29%) and other EU countries (20% and 15%).

In the financial accounts of **Slovenia**, the rest of the world accounted for 22% of total financial assets and 15% of total liabilities at the end of 2013. The rest of the world's financial assets were equivalent to 139% of GDP, while its liabilities were equivalent to 97% of GDP.

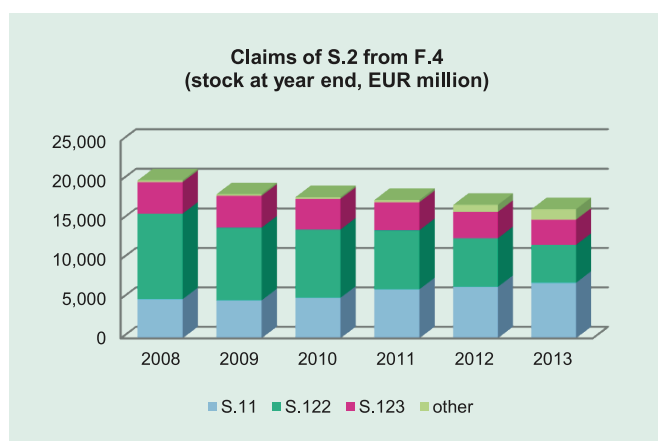
In the financial accounts of the **euro area**, the rest of the world accounted for 16% of total financial assets and 14% of total liabilities. The rest of the world's financial assets were equivalent to 194% of euro area GDP, while its liabilities were equivalent to 177% of euro area GDP.

| | Code | 2008 | 2009 | 2010 | 2011 | 2012 | 2013 |
|----------------------------------|------|--------|--------|--------|--------|--------|--------|
| <i>(EUR million)</i> | | | | | | | |
| I. FINANCIAL ASSETS | | 47,840 | 48,955 | 50,087 | 49,714 | 50,495 | 49,020 |
| Currency and deposits | F.2 | 10,213 | 8,626 | 6,793 | 6,374 | 7,347 | 2,846 |
| Securities other than shares | F.3 | 4,313 | 9,118 | 11,565 | 11,971 | 12,161 | 15,957 |
| Loans | F.4 | 20,018 | 18,266 | 17,901 | 17,538 | 16,922 | 16,376 |
| Shares and other equity | F.5 | 8,077 | 8,125 | 8,634 | 8,453 | 8,421 | 8,521 |
| Other accounts receivable | F.7 | 5,147 | 4,723 | 5,079 | 5,187 | 5,404 | 5,045 |
| II. LIABILITIES | | 33,808 | 33,945 | 33,563 | 33,437 | 33,590 | 34,270 |
| Currency and deposits | F.2 | 7,660 | 7,264 | 5,814 | 6,080 | 6,121 | 7,281 |
| Securities other than shares | F.3 | 9,528 | 9,411 | 9,545 | 9,523 | 9,409 | 8,858 |
| Loans | F.4 | 4,863 | 5,156 | 5,467 | 5,591 | 5,704 | 5,704 |
| Shares and other equity | F.5 | 5,963 | 6,647 | 6,972 | 6,392 | 6,723 | 6,723 |
| Other accounts payable | F.7 | 5,658 | 5,343 | 5,654 | 5,743 | 5,491 | 5,573 |
| III. NET FINANCIAL ASSETS | | 14,032 | 15,010 | 16,524 | 16,278 | 16,905 | 14,750 |

The rest of the world's **financial assets** amounted to EUR 49 billion at the end of 2013, down EUR 1.5 billion on the end of 2012, but up EUR 1.2 billion over the observation period.



The rest of the world's **loans** amounted to EUR 16.4 billion or 33% of the sector's financial assets at the end of 2013, down EUR 3.6 billion over the observation period, as loans to banks declined (by EUR 6 billion) while loans to non-financial corporations and the general government sector increased (by EUR 2.1 billion and EUR 1.1 billion respectively). The largest proportions of the rest of the world's claims from loans at the end of 2013 were accounted for by non-financial corporations (43% of the total, compared with 25% at the end of 2008), banks (29%, compared with 54% at the end of 2008) and other financial intermediaries (19%).



The rest of the world's investments in **debt securities** stood at EUR 16 billion at the end of 2013, equivalent to 33% of its total financial assets. The rest of the world's investments were held primarily in government bonds (92% of the total, compared with a low of 71% at the end of 2010) and bank bonds (6%, compared with a high of 26% at the end of 2010). These investments were up EUR 11.6 billion or 270% over the observation period, most notably by EUR 4.8 billion in 2009 and by EUR 3.8 billion in 2013.

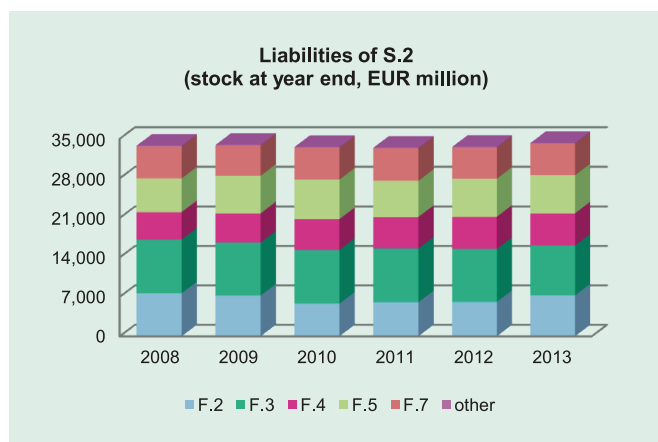
The rest of the world's claims from **shares and other equity** amounted to EUR 8.5 billion or 17% of its total financial assets at the end of 2013, up EUR 0.4 billion over the observation period (as a result of net purchases of EUR 1.2 billion). At the end of 2013 the rest of the world's largest investments in equity were in non-financial corporations (80% of the total) and banks (14%).

The rest of the world's **other accounts receivable** amounted to EUR 5 billion or 10% of total financial assets at the end of 2013, down EUR 0.4 billion during the year, but up EUR 0.1 billion over the observation period. The majority of other accounts receivable consisted of claims from trade credits and advances (93% of the total), of which 91% were against non-financial corporations.

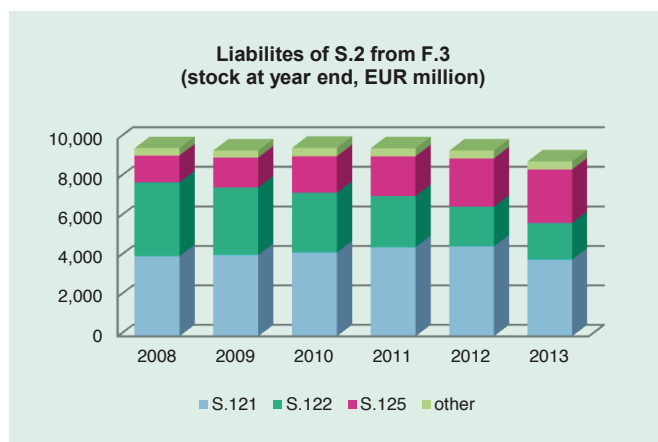
The rest of the world held EUR 2.8 billion of claims from **currency and deposits** or 6% of total financial assets at the end of 2013, of which 63% was at banks (compared with a low of 36% at the end of 2012) and 37% was at the central bank (compared with a high of 64% at the end of 2012). Claims from currency and deposits declined by EUR 7.4 billion over the observation period, as a result of a decline of EUR 4.8 billion at banks and a decline of EUR 2.6 billion at the central bank. The largest decline in these claims was in 2013 (by EUR 4.5 billion), primarily as a result of a decline in the central bank's liabilities from the Eurosystem.

In the **euro area**, the rest of the world's largest claims at the end of 2013 were in the form of shares and other equity (40% of the total), debt securities (26%), currency and deposits (15%), and loans (15%). Compared with the euro area overall, in Slovenia the rest of the world held larger proportions of claims from loans, debt securities and other accounts receivable, and smaller proportions from shares and other equity, and currency and deposits.

The rest of the world's **liabilities** amounted to EUR 34.3 billion at the end of 2013, up EUR 0.7 billion in 2013, and up EUR 0.5 billion on the end of 2008.



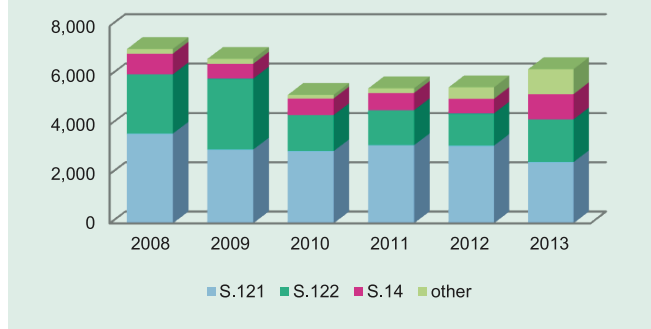
Debt securities accounted for the largest proportion of the rest of the world's liabilities to domestic sectors (26% of the total). They amounted to EUR 8.9 billion at the end of 2013, down EUR 0.6 billion on the end of 2012, and down EUR 0.7 billion over the observation period. The proportion of the rest of the world's liabilities accounted for by insurance corporations and pension funds increased over the observation period (from 14% to 30%), while the proportion accounted for by banks declined (from 39% to 21%) and the proportion accounted for by the central bank remained unchanged (44%).



The rest of the world's liabilities from **currency and deposits** amounted to EUR 7.3 billion at the end of 2013. The rest of the world's liabilities from deposits amounted to EUR 6.3 billion, down EUR 0.8 billion over the observation period, most notably in 2010 (by EUR 1.5 billion), having increased by EUR 0.7 billion in 2013. The central bank accounted for 40% of the rest of the world's liabilities from deposits at the end of 2013, banks for 28% and households for 16%.

The rest of the world's liabilities from **shares and other equity** amounted to EUR 6.7 billion at the end of 2013, or 20% of total liabilities, up EUR 0.8 billion over the observation period. Non-financial corporations accounted for 45% of the rest of the world's liabilities at the end of 2013, other financial intermediaries for 20%, insurance corporations and pension funds for 15% and the general government sector for 9%.

Liabilities of S.2 from F.22+F.29
(stock at year end, EUR million)



The rest of the world's liabilities from **loans** amounted to EUR 5.7 billion at the end of 2013, or 17% of total liabilities, up EUR 0.8 billion or 17% over the observation period. At the end of 2013 the rest of the world's largest liabilities were to banks (46% of the total), non-financial corporations (29%) and the general government sector (20%).

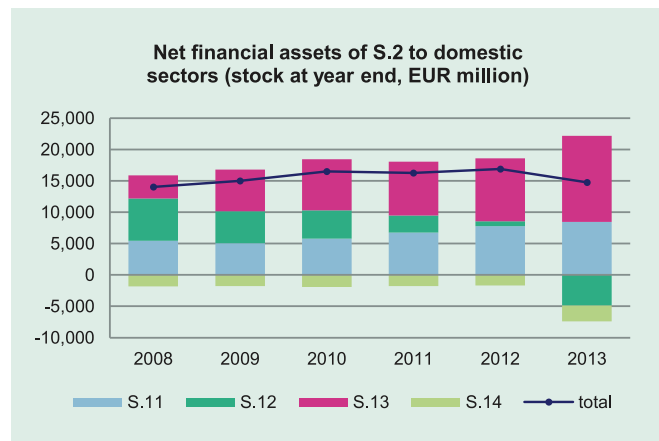
The rest of the world's **other accounts payable** amounted to EUR 5.6 billion or 16% of its total liabilities at the end of 2013. The majority consisted of liabilities from trade credits and advances (93%), primarily to non-financial corporations.

In the **euro area**, the rest of the world's largest liabilities at the end of 2013 were in the form of shares and other equity (42%), debt securities (20%), loans (20%), and currency and deposits (15%). Compared with the euro area overall, in Slovenia the rest of the world held larger proportions of liabilities from currency and deposits, debt securities and other accounts payable, and a smaller proportion of liabilities from shares and other equity.

The rest of the world's **surplus of financial assets relative to liabilities** increased by EUR 0.7 billion over the observation period, from EUR 14 billion at the end of 2008 to EUR 14.7 billion at the end of 2013 (most notably by EUR 1.5 billion in 2010). The rest of the world improved its positions vis-à-vis the general government sector over the observation period (from EUR 3.7 billion to EUR 13.7 billion) and non-financial corporations (from EUR 5.5 billion to EUR 8.4 billion), while its positions deteriorated vis-à-vis banks (from EUR 9.8 billion to EUR 2.3 billion), insurance corporations and pension funds (from a deficit of EUR 1.6 billion to a deficit of EUR 3.2 billion), other financial intermediaries (from EUR 2.8 billion to EUR 1.5 billion), the central bank (from a deficit of EUR 4.3 billion to a deficit of EUR 5.5 billion), and households (from a deficit of EUR 1.8 billion to a deficit of EUR 2.5 billion).

The surplus narrowed by EUR 2.2 billion in 2013, the largest narrowing being recorded vis-à-vis banks, the central bank and households, while the surplus widened against the general government sector and non-financial corporations. Members of the euro area and other EU countries held surpluses of financial assets over liabilities (of EUR 10.8 billion and EUR 5 billion respectively) at the end of 2013, while non-EU countries held a deficit (of EUR 1 billion). The rest of the world recorded a surplus in transactions in 2009 and 2010, and was thus a lender to the Slovenian economy, but then recorded net outflows in the last three years. The rest of the world's net transactions over the observation period were negative in the amount of EUR 3.7 billion, while net revaluation changes amounted to EUR 4.4 billion.

The net financial position of the rest of the world in Slovenia improved from 38% of GDP at the end of 2008 to 42% of GDP at the end 2013, as a result of increases in financial assets (by 11 percentage points) and liabilities (by 6 percentage points). Over the same period the net financial position of the rest of the world in the euro area deteriorated from 21% of GDP to 17% of GDP. The difference between the net financial position of the rest of the world in Slovenia and that in the euro area overall is the result both of relatively lower financial assets (by 55 percentage points) and of lower liabilities (by 80 percentage points) in Slovenia.



Financial investment and financing between the domestic institutional sectors and with the rest of the world

The financial accounts allow for analysis of financial investment and financing between the domestic institutional sectors and with the rest of the world.

Financial **claims and liabilities** in the financial accounts of Slovenia amounted to EUR 227.9 billion at the end of 2013. The largest claims were disclosed by the rest of the world (22% of the total), banks (20%), non-financial corporations (19%), households (17%) and the general government sector (12%), while the largest liabilities were disclosed by non-financial corporations (36%), banks (18%), the rest of the world (15%) and the general government sector (14%).

Financial claims and liabilities increased by EUR 6.2 billion over the observation period. The largest increases in claims were recorded by the general government sector (EUR 9.4 billion), households (EUR 3.3 billion) and insurance corporations and pension funds (EUR 2.7 billion), while declines in claims were recorded by non-financial corporations (EUR 5.1 billion), banks (EUR 3.8 billion) and other financial intermediaries (EUR 3 billion). The largest increases in liabilities were recorded by the general government sector (EUR 18.6 billion) and insurance corporations and pension funds (EUR 2.5 billion), while declines in liabilities were recorded by non-financial corporations (EUR 7.2 billion), banks (EUR 7 billion) and other financial intermediaries (EUR 3.1 billion).

| Financial assets (by rows) and liabilities (by columns) of domestic sectors and rest of the world (stock at the end of 2013, EUR million) | | | | | | | | | | |
|--|---------------|---------------|---------------|---------------|--------------|---------------|---------------|----------------|---------------|----------------|
| Sector | S.11 | S.121 | S.122 | S.123+S.124 | S.125 | S.13 | S.14 | S.1 | S.2 | Total |
| S.11 | 23,885 | 69 | 4,527 | 455 | 558 | 1,547 | 1,181 | 32,264 | 10,242 | 42,506 |
| S.121 | 0 | 3 | 3,682 | 0 | 0 | 238 | 2 | 3,924 | 6,828 | 10,752 |
| S.122 | 15,038 | 2,390 | 3,028 | 1,534 | 126 | 7,275 | 8,940 | 38,380 | 6,553 | 44,933 |
| S.123+S.124 | 3,016 | 18 | 273 | 154 | 28 | 163 | 1,097 | 4,754 | 1,921 | 6,675 |
| S.125 | 682 | 0 | 1,073 | 724 | 462 | 1,651 | 108 | 4,700 | 3,918 | 8,618 |
| S.13 | 11,226 | 2,653 | 4,099 | 108 | 526 | 4,647 | 448 | 23,728 | 2,560 | 26,288 |
| S.14 | 9,542 | 3,815 | 14,480 | 1,076 | 5,985 | 1,150 | 0 | 36,048 | 2,552 | 38,600 |
| S.1 | 63,484 | 8,948 | 31,479 | 4,055 | 7,686 | 16,749 | 11,776 | 144,292 | 34,579 | 178,871 |
| S.2 | 18,676 | 1,055 | 8,816 | 3,464 | 715 | 16,288 | 5 | 49,020 | | 49,020 |
| Total | 82,160 | 10,004 | 40,295 | 7,519 | 8,401 | 33,037 | 11,781 | 193,313 | 34,579 | 227,892 |
| Financial assets (by rows) and liabilities (by columns) of domestic sectors and rest of the world (changes in period 2009-2013, EUR million) | | | | | | | | | | |
| Sector | S.11 | S.121 | S.122 | S.123+S.124 | S.125 | S.13 | S.14 | S.1 | S.2 | Total |
| S.11 | -4,621 | 1 | -250 | -645 | -22 | 494 | -104 | -5,149 | 97 | -5,053 |
| S.121 | 0 | 1 | 2,451 | 0 | 0 | 169 | 1 | 2,621 | -1,151 | 1,471 |
| S.122 | -6,646 | 1,135 | 191 | -1,143 | -76 | 4,755 | 1,057 | -734 | -3,109 | -3,843 |
| S.123+S.124 | -2,003 | -23 | -389 | -328 | -16 | -86 | -319 | -3,168 | 139 | -3,029 |
| S.125 | 271 | 0 | -225 | 369 | 103 | 200 | -44 | 675 | 2,035 | 2,711 |
| S.13 | 3,599 | 1,663 | 990 | 52 | 227 | 975 | -66 | 7,435 | 1,997 | 9,432 |
| S.14 | -821 | 928 | 895 | -219 | 1,819 | 49 | 0 | 2,652 | 696 | 3,348 |
| S.1 | -10,227 | 3,705 | 3,642 | -1,917 | 2,036 | 6,555 | 525 | 4,301 | 698 | 4,999 |
| S.2 | 3,057 | -2,595 | -10,631 | -1,139 | 440 | 12,050 | -2 | 1,180 | 0 | 1,180 |
| Total | -7,170 | 1,110 | -6,989 | -3,056 | 2,477 | 18,605 | 522 | 5,481 | 698 | 6,179 |

The **net financial position** of an individual institutional sector is the difference between its financial assets and liabilities.

Non-financial corporations disclosed a deficit of EUR 39.7 billion at the end of 2013, which was largest vis-à-vis banks (EUR 10.5 billion), the general government sector (EUR 9.7 billion), the rest of the world (EUR 8.4 billion) and households (EUR 8.4 billion). Non-financial corporations' deficit narrowed by EUR 2.1 billion over the observation period.

Banks' largest surpluses at the end of 2013 were vis-à-vis non-financial corporations (EUR 10.5 billion) and the general government sector (EUR 3.2 billion), while the largest deficits were vis-à-vis households (EUR 5.5 billion) and the rest of the world (EUR 2.3 billion). Over the observation period banks improved their positions vis-à-vis the rest of the world (by EUR 7.5 billion) and the general government sector (by EUR 3.8 billion), while their position vis-à-vis non-financial corporations deteriorated (by EUR 6.4 billion).

The **general government sector** disclosed a deficit of EUR 6.7 billion at the end of 2013, which was primarily the result of surpluses vis-à-vis non-financial corporations (EUR 9.7 billion) and the central bank (EUR 2.4 billion) and deficits vis-à-vis the rest of the world (EUR 13.7 billion) and banks (EUR 3.2 billion). The general government sector's net

financial position deteriorated by EUR 9.2 billion over the observation period, most notably vis-à-vis the rest of the world (by EUR 10.1 billion) and banks (by EUR 3.8 billion), while improving vis-à-vis non-financial corporations (by EUR 3.1 billion).

Households disclosed a surplus of EUR 26.8 billion at the end of 2013, of which EUR 8.4 billion was vis-à-vis non-financial corporations, EUR 5.9 billion was vis-à-vis insurance corporations and pension funds, EUR 5.5 billion was vis-à-vis banks and EUR 3.8 billion was vis-à-vis the central bank. Households' net financial position improved by EUR 2.8 billion over the observation period.

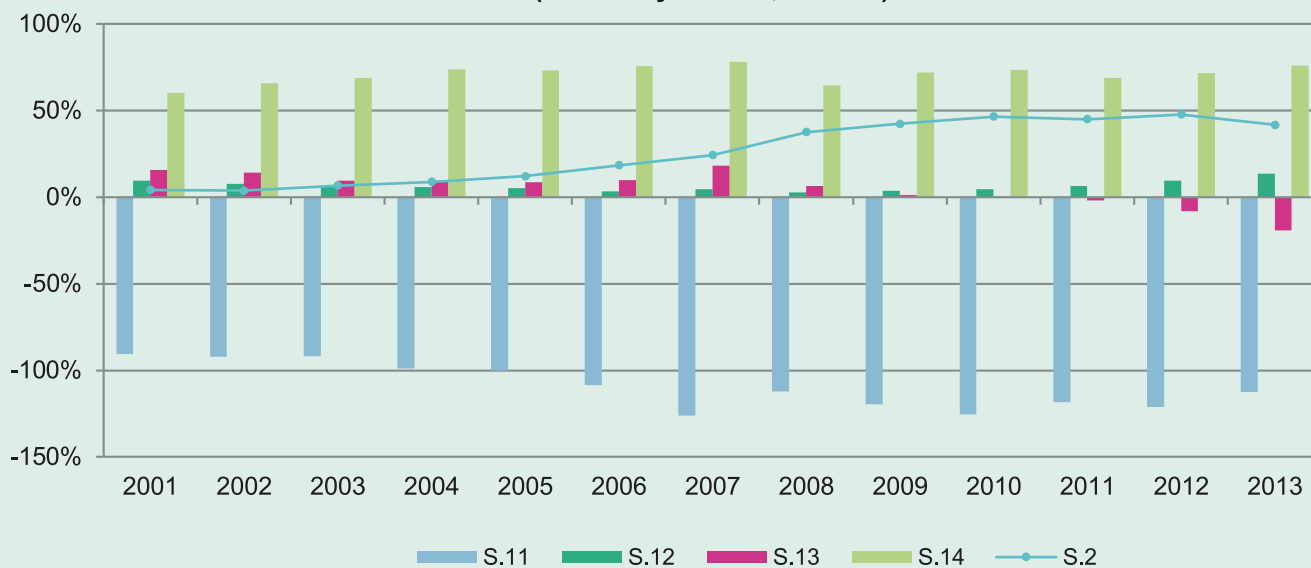
The **rest of the world** disclosed a surplus of financial assets relative to liabilities of EUR 14.8 billion at the end of 2013, as a result of surpluses vis-à-vis the general government sector (EUR 13.7 billion), non-financial corporations (EUR 8.4 billion) and banks (EUR 2.3 billion) and deficits vis-à-vis the central bank (EUR 5.5 billion) and insurance corporations and pension funds (EUR 3.2 billion). Surpluses were disclosed by members of the euro area (EUR 10.8 billion) and other EU countries (EUR 5 billion), while non-EU countries disclosed a deficit (EUR 1 billion). The rest of the world improved its net financial position by EUR 0.7 billion over the observation period.

| Net financial assets of domestic sectors and rest of the world (stock at the end of 2013, EUR million) | | | | | | | | | | |
|---|---------------|-------------|---------------|-------------|-------------|--------------|----------------|---------------|----------------|----------------|
| Sector | S.11 | S.121 | S.122 | S.123+S.124 | S.125 | S.13 | S.14 | S.1 | S.2 | Total |
| S.11 | 0 | 69 | -10,511 | -2,561 | -124 | -9,679 | -8,361 | -31,220 | -8,434 | -39,654 |
| S.121 | -69 | 0 | 1,292 | -18 | 0 | -2,415 | -3,813 | -5,024 | 5,773 | 749 |
| S.122 | 10,511 | -1,292 | 0 | 1,261 | -946 | 3,176 | -5,540 | 6,901 | -2,263 | 4,638 |
| S.123+S.124 | 2,561 | 18 | -1,261 | 0 | -696 | 55 | 21 | 699 | -1,543 | -844 |
| S.125 | 124 | 0 | 946 | 696 | 0 | 1,125 | -5,877 | -2,986 | 3,203 | 217 |
| S.13 | 9,679 | 2,415 | -3,176 | -55 | -1,125 | 0 | -702 | 6,980 | -13,728 | -6,749 |
| S.14 | 8,361 | 3,813 | 5,540 | -21 | 5,877 | 702 | 0 | 24,272 | 2,547 | 26,819 |
| S.1 | 31,220 | 5,024 | -6,901 | -699 | 2,986 | -6,980 | -24,272 | 0 | -14,441 | -14,441 |
| S.2 | 8,434 | -5,464 | 2,263 | 1,543 | -3,203 | 13,728 | -2,547 | 14,750 | | 14,750 |
| Total | 39,654 | -440 | -4,638 | 844 | -217 | 6,749 | -26,819 | 14,750 | -14,441 | 309 |
| Net financial assets of domestic sectors and rest of the world (changes in period 2009-2013, EUR million) | | | | | | | | | | |
| Sector | S.11 | S.121 | S.122 | S.123+S.124 | S.125 | S.13 | S.14 | S.1 | S.2 | Total |
| S.11 | 0 | 1 | 6,396 | 1,358 | -293 | -3,105 | 717 | 5,078 | -2,961 | 2,117 |
| S.121 | -1 | 0 | 1,316 | 23 | 0 | -1,494 | -927 | -1,083 | 1,444 | 361 |
| S.122 | -6,396 | -1,316 | 0 | -754 | 149 | 3,765 | 162 | -4,376 | 7,522 | 3,146 |
| S.123+S.124 | -1,358 | -23 | 754 | 0 | -384 | -138 | -100 | -1,251 | 1,278 | 27 |
| S.125 | 293 | 0 | -149 | 384 | 0 | -28 | -1,862 | -1,361 | 1,595 | 234 |
| S.13 | 3,105 | 1,494 | -3,765 | 138 | 28 | 0 | -115 | 880 | -10,053 | -9,173 |
| S.14 | -717 | 927 | -162 | 100 | 1,862 | 115 | 0 | 2,127 | 698 | 2,825 |
| S.1 | -5,078 | 1,083 | 4,376 | 1,251 | 1,361 | -880 | -2,127 | 0 | -481 | -481 |
| S.2 | 2,961 | -1,207 | -7,522 | -1,278 | -1,595 | 10,053 | -698 | 719 | 0 | 719 |
| Total | -2,117 | -124 | -3,146 | -27 | -234 | 9,173 | -2,825 | 719 | -481 | 237 |

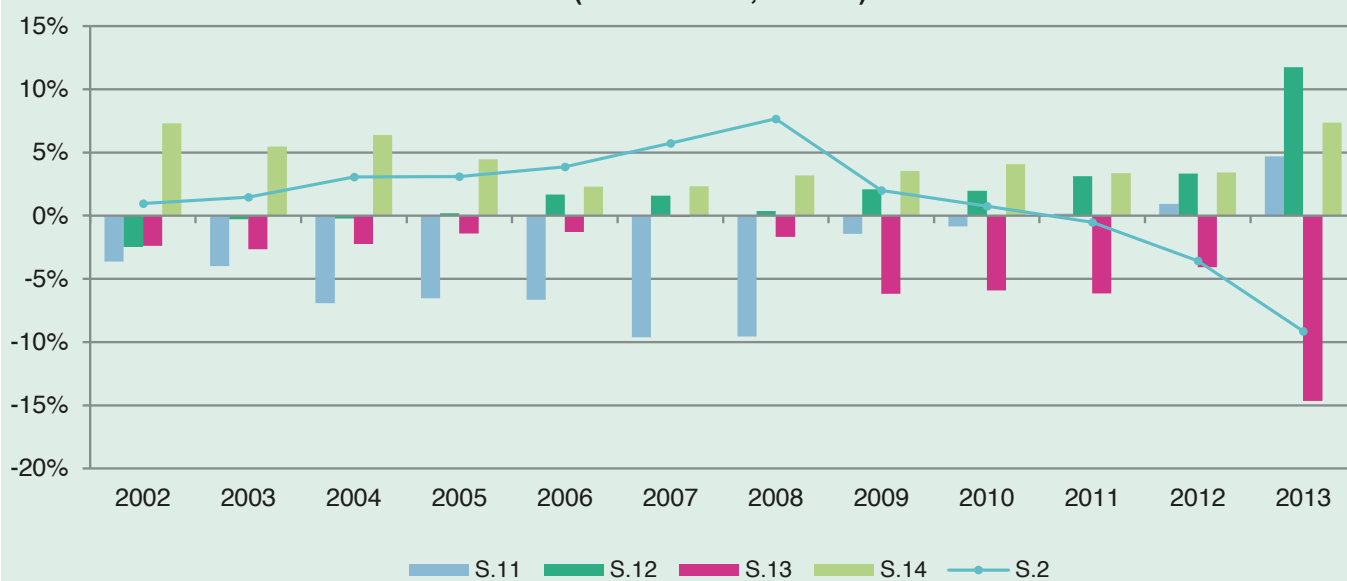
The availability of financial accounts data from the end of 2001 allows for a view over the horizon of the observation period. The first period of **2002 to 2008** saw rapid borrowing at banks by non-financial corporations, which was mostly funded from the rest of the world, in the context of a relatively strong surplus in the household sector and a moderate deficit in the general government sector. Revaluation changes in connection with shares had a major impact on the net financial positions of the institutional sectors in 2007 and 2008.

The crisis period of **2009 to 2013** was marked by a loss of funding from the rest of the world, intensified debt repayments in the rest of the world by banks, a large general government deficit, which in the last year was primarily related to bank recovery and resolution, and a relatively stable household surplus. Heavily indebted non-financial corporations are undergoing a deleveraging process.

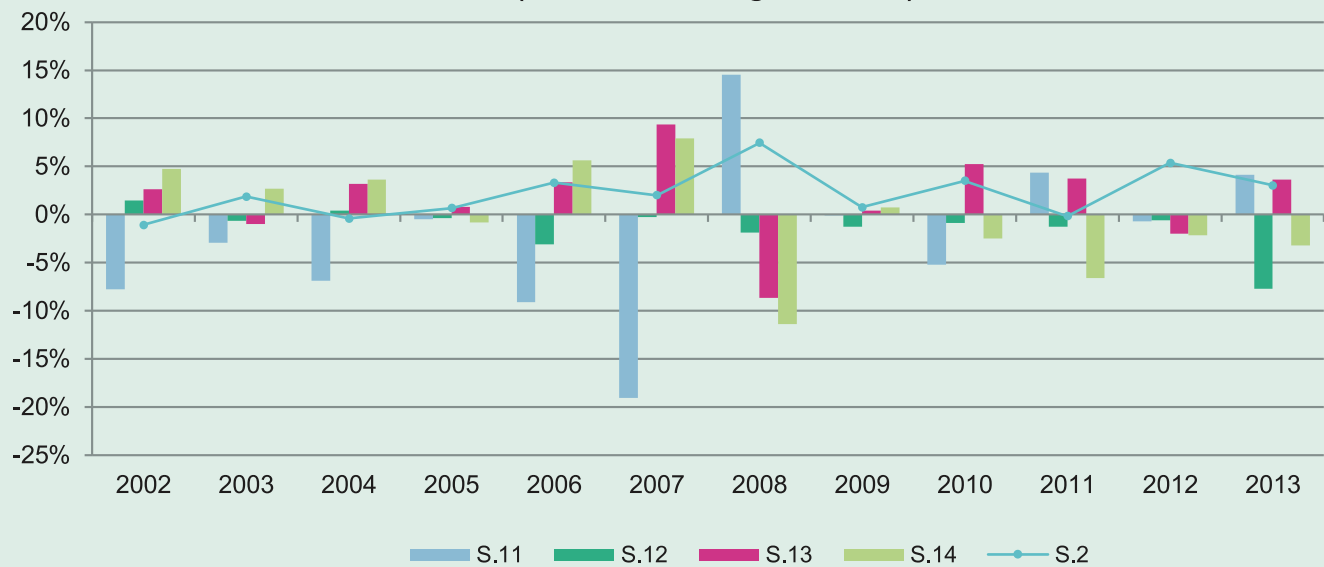
Net financial claims of domestic sectors and rest of the world
(stock at year end, % GDP)



Net financial claims of domestic sectors and rest of the world
(transactions, % GDP)



**Net financial claims of domestic sectors and rest of the world
 (revaluation changes, % GDP)**



2. ZBIRNE IN SEKTORSKE TABELE

KAZALO TABEL

A) ZBIRNE TABELE FINANČNIH RAČUNOV SLOVENIJE 2008 - 2013

A.1. Nekonsolidirane

| | |
|---------|---|
| A.1.1. | Nekonsolidirani finančni računi - stanja 2008 (konec leta) |
| A.1.2. | Nekonsolidirani finančni računi - transakcije 2009 |
| A.1.3. | Nekonsolidirani finančni računi - vrednostne spremembe 2009 |
| A.1.4. | Nekonsolidirani finančni računi - stanja 2009 (konec leta) |
| A.1.5. | Nekonsolidirani finančni računi - transakcije 2010 |
| A.1.6. | Nekonsolidirani finančni računi - vrednostne spremembe 2010 |
| A.1.7. | Nekonsolidirani finančni računi - stanja 2010 (konec leta) |
| A.1.8. | Nekonsolidirani finančni računi - transakcije 2011 |
| A.1.9. | Nekonsolidirani finančni računi - vrednostne spremembe 2011 |
| A.1.10. | Nekonsolidirani finančni računi - stanja 2011 (konec leta) |
| A.1.11. | Nekonsolidirani finančni računi - transakcije 2012 |
| A.1.12. | Nekonsolidirani finančni računi - vrednostne spremembe 2012 |
| A.1.13. | Nekonsolidirani finančni računi - stanja 2012 (konec leta) |
| A.1.14. | Nekonsolidirani finančni računi - transakcije 2013 |
| A.1.15. | Nekonsolidirani finančni računi - vrednostne spremembe 2013 |
| A.1.16. | Nekonsolidirani finančni računi - stanja 2013 (konec leta) |

A.2. Konsolidirane

| | |
|---------|---|
| A.2.1. | Konsolidirani finančni računi - stanja 2008 (konec leta) |
| A.2.2. | Konsolidirani finančni računi - transakcije 2009 |
| A.2.3. | Konsolidirani finančni računi - vrednostne spremembe 2009 |
| A.2.4. | Konsolidirani finančni računi - stanja 2009 (konec leta) |
| A.2.5. | Konsolidirani finančni računi - transakcije 2010 |
| A.2.6. | Konsolidirani finančni računi - vrednostne spremembe 2010 |
| A.2.7. | Konsolidirani finančni računi - stanja 2010 (konec leta) |
| A.2.8. | Konsolidirani finančni računi - transakcije 2011 |
| A.2.9. | Konsolidirani finančni računi - vrednostne spremembe 2011 |
| A.2.10. | Konsolidirani finančni računi - stanja 2011 (konec leta) |
| A.2.11. | Konsolidirani finančni računi - transakcije 2012 |
| A.2.12. | Konsolidirani finančni računi - vrednostne spremembe 2012 |
| A.2.13. | Konsolidirani finančni računi - stanja 2012 (konec leta) |
| A.2.14. | Konsolidirani finančni računi - transakcije 2013 |
| A.2.15. | Konsolidirani finančni računi - vrednostne spremembe 2013 |
| A.2.16. | Konsolidirani finančni računi - stanja 2013 (konec leta) |

2. AGGREGATED AND SECTORAL TABLES

CONTENTS

A) AGGREGATED TABLES OF FINANCIAL ACCOUNTS FOR SLOVENIA 2008 - 2013

A.1. Non-consolidated

| | |
|---------|--|
| A.1.1. | Non-consolidated financial accounts – outstanding amounts 2008 (end of year) |
| A.1.2. | Non-consolidated financial accounts – transactions 2009 |
| A.1.3. | Non-consolidated financial accounts – revaluation changes 2009 |
| A.1.4. | Non-consolidated financial accounts – outstanding amounts 2009 (end of year) |
| A.1.5. | Non-consolidated financial accounts – transactions 2010 |
| A.1.6. | Non-consolidated financial accounts – revaluation changes 2010 |
| A.1.7. | Non-consolidated financial accounts – outstanding amounts 2010 (end of year) |
| A.1.8. | Non-consolidated financial accounts – transactions 2011 |
| A.1.9. | Non-consolidated financial accounts – revaluation changes 2011 |
| A.1.10. | Non-consolidated financial accounts – outstanding amounts 2011 (end of year) |
| A.1.11. | Non-consolidated financial accounts – transactions 2012 |
| A.1.12. | Non-consolidated financial accounts – revaluation changes 2012 |
| A.1.13. | Non-consolidated financial accounts – outstanding amounts 2012 (end of year) |
| A.1.14. | Non-consolidated financial accounts – transactions 2013 |
| A.1.15. | Non-consolidated financial accounts – revaluation changes 2013 |
| A.1.16. | Non-consolidated financial accounts – outstanding amounts 2013 (end of year) |

A.2. Consolidated

| | |
|---------|--|
| A.2.1. | Consolidated financial accounts – outstanding amounts 2008 (end of year) |
| A.2.2. | Consolidated financial accounts – transactions 2009 |
| A.2.3. | Consolidated financial accounts – revaluation changes 2009 |
| A.2.4. | Consolidated financial accounts – outstanding amounts 2009 (end of year) |
| A.2.5. | Consolidated financial accounts – transactions 2010 |
| A.2.6. | Consolidated financial accounts – revaluation changes 2010 |
| A.2.7. | Consolidated financial accounts – outstanding amounts 2010 (end of year) |
| A.2.8. | Consolidated financial accounts – transactions 2011 |
| A.2.9. | Consolidated financial accounts – revaluation changes 2011 |
| A.2.10. | Consolidated financial accounts – outstanding amounts 2011 (end of year) |
| A.2.11. | Consolidated financial accounts – transactions 2012 |
| A.2.12. | Consolidated financial accounts – revaluation changes 2012 |
| A.2.13. | Consolidated financial accounts – outstanding amounts 2012 (end of year) |
| A.2.14. | Consolidated financial accounts – transactions 2013 |
| A.2.15. | Consolidated financial accounts – revaluation changes 2013 |
| A.2.16. | Consolidated financial accounts – outstanding amounts 2013 (end of year) |

B) SEKTORSKE TABELE FINANČNIH RAČUNOV SLOVENIJE

| B.1. | Nekonsolidirane |
|-------------|--|
| B.1.1.1. | Nekonsolidirani finančni računi - stanja 2012 (konec leta); S.11 - nefinančne družbe |
| B.1.1.2. | Nekonsolidirani finančni računi - transakcije 2013; S.11 - nefinančne družbe |
| B.1.1.3. | Nekonsolidirani finančni računi - vrednostne spremembe 2013; S.11 - nefinančne družbe |
| B.1.1.4. | Nekonsolidirani finančni računi - stanja 2013 (konec leta); S.11 - nefinančne družbe |
| B.1.2.1. | Nekonsolidirani finančni računi - stanja 2012 (konec leta); S.12 - finančne družbe |
| B.1.2.2. | Nekonsolidirani finančni računi - transakcije 2013; S.12 - finančne družbe |
| B.1.2.3. | Nekonsolidirani finančni računi - vrednostne spremembe 2013; S.12 - finančne družbe |
| B.1.2.4. | Nekonsolidirani finančni računi - stanja 2013 (konec leta); S.12 - finančne družbe |
| B.1.3.1. | Nekonsolidirani finančni računi - stanja 2012 (konec leta); S.122 - druge denarne finančne institucije |
| B.1.3.2. | Nekonsolidirani finančni računi - transakcije 2013; S.122 - druge denarne finančne institucije |
| B.1.3.3. | Nekonsolidirani finančni računi - vrednostne spremembe 2013; S.122 - druge denarne finančne institucije |
| B.1.3.4. | Nekonsolidirani finančni računi - stanja 2013 (konec leta); S.122 - druge denarne finančne institucije |
| B.1.4.1. | Nekonsolidirani finančni računi - stanja 2012 (konec leta); S.123 - drugi finančni posredniki |
| B.1.4.2. | Nekonsolidirani finančni računi - transakcije 2013; S.123 - drugi finančni posredniki |
| B.1.4.3. | Nekonsolidirani finančni računi - vrednostne spremembe 2013; S.123 - drugi finančni posredniki |
| B.1.4.4. | Nekonsolidirani finančni računi - stanja 2013 (konec leta); S.123 - drugi finančni posredniki |
| B.1.5.1. | Nekonsolidirani finančni računi - stanja 2012 (konec leta); S.125 - zavarovalnice in pokojninski skladi |
| B.1.5.2. | Nekonsolidirani finančni računi - transakcije 2013; S.125 - zavarovalnice in pokojninski skladi |
| B.1.5.3. | Nekonsolidirani finančni računi - vrednostne spremembe 2013; S.125 - zavarovalnice in pokojninski skladi |
| B.1.5.4. | Nekonsolidirani finančni računi - stanja 2013 (konec leta); S.125 - zavarovalnice in pokojninski skladi |
| B.1.6.1. | Nekonsolidirani finančni računi - stanja 2012 (konec leta); S.13 - država |
| B.1.6.2. | Nekonsolidirani finančni računi - transakcije 2013; S.13 - država |
| B.1.6.3. | Nekonsolidirani finančni računi - vrednostne spremembe 2013; S.13 - država |
| B.1.6.4. | Nekonsolidirani finančni računi - stanja 2013 (konec leta); S.13 - država |
| B.1.7.1. | Nekonsolidirani finančni računi - stanja 2012 (konec leta); S.14 - gospodinjstva |
| B.1.7.2. | Nekonsolidirani finančni računi - transakcije 2013; S.14 - gospodinjstva |
| B.1.7.3. | Nekonsolidirani finančni računi - vrednostne spremembe 2013; S.14 - gospodinjstva |
| B.1.7.4. | Nekonsolidirani finančni računi - stanja 2013 (konec leta); S.14 - gospodinjstva |
| B.1.8.1. | Nekonsolidirani finančni računi - stanja 2012 (konec leta); S.2 - tujina |
| B.1.8.2. | Nekonsolidirani finančni računi - transakcije 2013; S.2 - tujina |
| B.1.8.3. | Nekonsolidirani finančni računi - vrednostne spremembe 2013; S.2 - tujina |
| B.1.8.4. | Nekonsolidirani finančni računi - stanja 2013 (konec leta); S.2 - tujina |

B) SECTORAL TABLES OF FINANCIAL ACCOUNTS FOR SLOVENIA

| B.1. | Non-consolidated |
|-------------|--|
| B.1.1.1. | Non-consolidated financial accounts – outstanding amounts 2012 (end of year); S.11 – Non-financial corporations |
| B.1.1.2. | Non-consolidated financial accounts – transactions 2013; S.11 – Non-financial corporations |
| B.1.1.3. | Non-consolidated financial accounts – revaluation changes 2013; S.11 – Non-financial corporations |
| B.1.1.4. | Non-consolidated financial accounts – outstanding amounts 2013 (end of year); S.11 – Non-financial corporations |
| B.1.2.1. | Non-consolidated financial accounts – outstanding amounts 2012 (end of year); S.12 – Financial corporations |
| B.1.2.2. | Non-consolidated financial accounts – transactions 2013; S.12 – Financial corporations |
| B.1.2.3. | Non-consolidated financial accounts – revaluation changes 2013; S.12 – Financial corporations |
| B.1.2.4. | Non-consolidated financial accounts – outstanding amounts 2013 (end of year); S.12 – Financial corporations |
| B.1.3.1. | Non-consolidated financial accounts – outstanding amounts 2012 (end of year); S.122 – Other monetary financial institutions |
| B.1.3.2. | Non-consolidated financial accounts – transactions 2013; S.122 – Other monetary financial institutions |
| B.1.3.3. | Non-consolidated financial accounts – revaluation changes 2013; S.122 – Other monetary financial institutions |
| B.1.3.4. | Non-consolidated financial accounts – outstanding amounts 2013 (end of year); S.122 – Other monetary financial institutions |
| B.1.4.1. | Non-consolidated financial accounts – outstanding amounts 2012 (end of year); S.123 – Other financial intermediaries |
| B.1.4.2. | Non-consolidated financial accounts – transactions 2013; S.123 – Other financial intermediaries |
| B.1.4.3. | Non-consolidated financial accounts – revaluation changes 2013; S.123 – Other financial intermediaries |
| B.1.4.4. | Non-consolidated financial accounts – outstanding amounts 2013 (end of year); S.123 – Other financial intermediaries |
| B.1.5.1. | Non-consolidated financial accounts – outstanding amounts 2012 (end of year); S.125 – Insurance corporations and pension funds |
| B.1.5.2. | Non-consolidated financial accounts – transactions 2013; S.125 – Insurance corporations and pension funds |
| B.1.5.3. | Non-consolidated financial accounts – revaluation changes 2013; S.125 – Insurance corporations and pension funds |
| B.1.5.4. | Non-consolidated financial accounts – outstanding amounts 2013 (end of year); S.125 – Insurance corporations and pension funds |
| B.1.6.1. | Non-consolidated financial accounts – outstanding amounts 2012 (end of year); S.13 – General government |
| B.1.6.2. | Non-consolidated financial accounts – transactions 2013; S.13 – General government |
| B.1.6.3. | Non-consolidated financial accounts – revaluation changes 2013; S.13 – General government |
| B.1.6.4. | Non-consolidated financial accounts – outstanding amounts 2013 (end of year); S.13 – General government |
| B.1.7.1. | Non-consolidated financial accounts – outstanding amounts 2012 (end of year); S.14 – Households |
| B.1.7.2. | Non-consolidated financial accounts – transactions 2013; S.14 – Households |
| B.1.7.3. | Non-consolidated financial accounts – revaluation changes 2013; S.14 – Households |
| B.1.7.4. | Non-consolidated financial accounts – outstanding amounts 2013 (end of year); S.14 – Households |
| B.1.8.1. | Non-consolidated financial accounts – outstanding amounts 2012 (end of year); S.2 – Rest of the world |
| B.1.8.2. | Non-consolidated financial accounts – transactions 2013; S.2 – Rest of the world |
| B.1.8.3. | Non-consolidated financial accounts – revaluation changes 2013; S.2 – Rest of the world |
| B.1.8.4. | Non-consolidated financial accounts – outstanding amounts 2013 (end of year); S.2 – Rest of the world |

A.1.1. Nekonsolidirani finančni računi - stanja 2008 (konec leta)

v mio EUR

| Vrsta post. | Oznaka | Finančni instrumenti | Institucionalni sektorji | | | | | | | | |
|----------------|--------|--|--|--|--|----------------------------------|--|--|--|--|-------------------------------|
| | | | S1 | S11 | S12 | S121 | S122 | S123 | S124 | S125 | S13 |
| FSR | F | Finančna sredstva | 173.872 | 47.559 | 73.669 | 9.282 | 48.776 | 9.110 | 593 | 5.908 | 16.856 |
| FSR | 1 | Monetarno zlato in SDR | 72 | 0 | 72 | 72 | 0 | 0 | 0 | 0 | 0 |
| FSR | 2 | Gotovina in vloge | 35.220 | 3.946 | 10.008 | 4.882 | 4.015 | 327 | 84 | 701 | 3.269 |
| FSR | 21 | Gotovina | 3.810 | 68 | 277 | 2 | 275 | 0 | 0 | 0 | 5 |
| FSR | 22 | Prenosljive vloge | 8.255 | 1.408 | 1.521 | 2 | 1.361 | 90 | 50 | 18 | 145 |
| FSR | 29 | Druge vloge | 23.155 | 2.470 | 8.210 | 4.878 | 2.379 | 236 | 34 | 683 | 3.119 |
| FSR | 3 | Vrednostni papirji razen delnic | 15.884 | 380 | 14.528 | 4.139 | 6.796 | 272 | 15 | 3.306 | 475 |
| FSR | 331 | Kratkoročni | 1.252 | 78 | 1.158 | 0 | 1.113 | 5 | 4 | 36 | 8 |
| FSR | 332 | Dolgoročni | 14.269 | 253 | 13.090 | 4.125 | 5.422 | 266 | 10 | 3.268 | 460 |
| FSR | 34 | Izvedeni finančni instrumenti | 363 | 50 | 280 | 14 | 261 | 2 | 0 | 3 | 7 |
| FSR | 4 | Posojila | 48.367 | 5.376 | 41.455 | 0 | 36.179 | 5.126 | 96 | 54 | 627 |
| FSR | 41 | Kratkoročna | 17.599 | 4.102 | 13.057 | 0 | 12.108 | 863 | 81 | 5 | 58 |
| FSR | 42 | Dolgoročna | 30.768 | 1.274 | 28.398 | 0 | 24.071 | 4.263 | 15 | 49 | 569 |
| FSR | 5 | Delnice in drug lastniški kapital | 45.533 | 19.108 | 6.187 | 78 | 1.574 | 2.867 | 324 | 1.345 | 9.751 |
| FSR | 511 | Delnice, ki kotirajo | 9.374 | 2.463 | 2.734 | 0 | 566 | 1.644 | 119 | 405 | 2.202 |
| FSR | 512 | Delnice, ki ne kotirajo | 13.178 | 6.057 | 2.004 | 23 | 735 | 784 | 135 | 328 | 3.950 |
| FSR | 513 | Drug lastniški kapital | 19.956 | 10.376 | 599 | 55 | 206 | 205 | 57 | 76 | 3.520 |
| FSR | 52 | Delnice/enote investicijskih skladov | 3.025 | 212 | 850 | 0 | 66 | 233 | 13 | 537 | 78 |
| FSR | 6 | Zavarovalno tehnične rezervacije | 4.060 | 402 | 255 | 0 | 36 | 2 | 0 | 217 | 14 |
| FSR | 611 | Rezervacije iz življenjskih zavarovanj | 1.739 | 0 | 0 | 0 | 0 | 0 | 0 | 0 | 0 |
| FSR | 612 | Rezervacije iz pokojninskih zavarovanj | 932 | 0 | 0 | 0 | 0 | 0 | 0 | 0 | 0 |
| FSR | 62 | Druge tehnične rezervacije | 1.389 | 402 | 255 | 0 | 36 | 2 | 0 | 217 | 14 |
| FSR | 7 | Druge terjatve | 24.735 | 18.346 | 1.164 | 111 | 176 | 518 | 75 | 284 | 2.720 |
| FSR | 71 | Trgovinski krediti in avansi | 17.875 | 16.401 | 526 | 1 | 7 | 321 | 10 | 188 | 226 |
| FSR | 79 | Drugo | 6.860 | 1.945 | 638 | 110 | 169 | 197 | 66 | 96 | 2.493 |
| OBV | F | Obveznosti | 187.832 | 89.330 | 72.678 | 8.894 | 47.284 | 9.997 | 578 | 5.925 | 14.432 |
| OBV | 2 | Gotovina in vloge | 37.772 | 0 | 36.701 | 8.233 | 28.468 | 0 | 0 | 0 | 1.071 |
| OBV | 21 | Gotovina | 3.257 | 0 | 3.215 | 3.215 | 0 | 0 | 0 | 0 | 42 |
| OBV | 22 | Prenosljive vloge | 11.555 | 0 | 11.555 | 4.629 | 6.926 | 0 | 0 | 0 | 0 |
| OBV | 29 | Druge vloge | 22.960 | 0 | 21.930 | 388 | 21.542 | 0 | 0 | 0 | 1.030 |
| OBV | 3 | Vrednostni papirji razen delnic | 10.669 | 705 | 2.198 | 14 | 2.113 | 6 | 9 | 56 | 7.767 |
| OBV | 331 | Kratkoročni | 278 | 75 | 113 | 0 | 108 | 0 | 5 | 0 | 90 |
| OBV | 332 | Dolgoročni | 9.884 | 407 | 1.800 | 0 | 1.740 | 1 | 3 | 56 | 7.676 |
| OBV | 34 | Izvedeni finančni instrumenti | 507 | 223 | 284 | 14 | 265 | 5 | 0 | 0 | 0 |
| OBV | 4 | Posojila | 63.522 | 33.321 | 19.476 | 0 | 12.468 | 6.608 | 314 | 86 | 1.017 |
| OBV | 41 | Kratkoročna | 16.786 | 13.211 | 2.101 | 0 | 0 | 1.789 | 258 | 53 | 121 |
| OBV | 42 | Dolgoročna | 46.736 | 20.110 | 17.376 | 0 | 12.468 | 4.819 | 56 | 33 | 896 |
| OBV | 5 | Delnice in drug lastniški kapital | 47.647 | 36.371 | 9.335 | 513 | 3.906 | 3.104 | 209 | 1.604 | 1.941 |
| OBV | 511 | Delnice, ki kotirajo | 8.440 | 6.729 | 1.711 | 0 | 690 | 539 | 12 | 470 | 0 |
| OBV | 512 | Delnice, ki ne kotirajo | 15.485 | 9.772 | 3.843 | 0 | 3.199 | 195 | 112 | 337 | 1.870 |
| OBV | 513 | Drug lastniški kapital | 21.258 | 19.870 | 1.317 | 513 | 0 | 673 | 85 | 46 | 71 |
| OBV | 52 | Delnice/enote investicijskih skladov | 2.465 | 0 | 2.465 | 0 | 17 | 1.697 | 0 | 751 | 0 |
| OBV | 6 | Zavarovalno tehnične rezervacije | 3.997 | 0 | 3.997 | 0 | 0 | 0 | 0 | 3.997 | 0 |
| OBV | 611 | Rezervacije iz življenjskih zavarovanj | 1.642 | 0 | 1.642 | 0 | 0 | 0 | 0 | 1.642 | 0 |
| OBV | 612 | Rezervacije iz pokojninskih zavarovanj | 934 | 0 | 934 | 0 | 0 | 0 | 0 | 934 | 0 |
| OBV | 62 | Druge tehnične rezervacije | 1.421 | 0 | 1.421 | 0 | 0 | 0 | 0 | 1.421 | 0 |
| OBV | 7 | Druge obveznosti | 24.224 | 18.933 | 971 | 133 | 329 | 279 | 47 | 182 | 2.636 |
| OBV | 71 | Trgovinski krediti in avansi | 17.537 | 15.099 | 326 | 2 | 39 | 165 | 7 | 113 | 1.003 |
| OBV | 79 | Drugo | 6.688 | 3.835 | 645 | 132 | 291 | 114 | 40 | 69 | 1.633 |
| NETO | | Neto finančna sredstva | -13.960 | -41.771 | 991 | 388 | 1.492 | -887 | 15 | -17 | 2.424 |
| | | | Gospodarstvo Slovenije/ Total economy | Neфинанčne družbe/ Non-financial corporations | Finančne družbe/ Financial corporations | Centralna banka/ Central Bank | Druge denarne finančne institucije/ Other monetary financial institutions | Drugi finančni posredniki/ Other financial intermediaries | Izvajalci pomožnih finančnih dejavnosti/ Financial auxiliaries | Zavarovalnice in pokojninski skladi/ Insurance corporations and pension funds | Država/ General government |
| | | | S1 | S11 | S12 | S121 | S122 | S123 | S124 | S125 | S13 |

Non-consolidated financial accounts - outstanding amounts 2008 (end of year)

A.1.1.

EUR millions

| Institutional sectors | | | | | | | | | | | Financial instruments | Code | Item type |
|---|-------------------------------------|--|------------------------------|---|------------------------------|-----------------------|----------------------------|---|---------------------------------------|------------------------------|-----------------------|------|-----------|
| S1311 | S1313 | S1314 | S14 | S15 | S2 | S21 | S2111 | S2112 | S22 | | | | |
| 13.657 | 1.234 | 1.964 | 35.252 | 536 | 47.840 | 42.866 | 36.875 | 5.991 | 4.975 | Financial assets | F | FAS | |
| 0 | 0 | 0 | 0 | 0 | 0 | 0 | 0 | 0 | 0 | Monetary gold and SDRs | 1 | FAS | |
| 2.687 | 364 | 219 | 17.669 | 328 | 10.213 | 9.838 | 9.696 | 142 | 375 | Currency and deposits | 2 | FAS | |
| 1 | 4 | 0 | 3.460 | 0 | 33 | 33 | 33 | 0 | 0 | Currency | 21 | FAS | |
| 34 | 109 | 3 | 5.039 | 142 | 3.802 | 3.653 | 3.629 | 24 | 149 | Transferable deposits | 22 | FAS | |
| 2.652 | 252 | 216 | 9.170 | 186 | 6.378 | 6.152 | 6.033 | 118 | 226 | Other deposits | 29 | FAS | |
| 201 | 0 | 274 | 446 | 55 | 4.313 | 3.742 | 2.654 | 1.088 | 571 | Securities other than shares | 3 | FAS | |
| 1 | 0 | 7 | 9 | 0 | 102 | 102 | 102 | 0 | 0 | Short-term | 331 | FAS | |
| 193 | 0 | 267 | 412 | 54 | 3.969 | 3.434 | 2.390 | 1.044 | 536 | Long-term | 332 | FAS | |
| 7 | 0 | 0 | 26 | 1 | 242 | 206 | 163 | 44 | 35 | Financial derivatives | 34 | FAS | |
| 610 | 16 | 1 | 900 | 9 | 20.018 | 19.058 | 15.311 | 3.747 | 960 | Loans | 4 | FAS | |
| 57 | 1 | 0 | 377 | 5 | 1.164 | 845 | 773 | 72 | 319 | Short-term | 41 | FAS | |
| 553 | 15 | 1 | 523 | 4 | 18.854 | 18.213 | 14.538 | 3.676 | 640 | Long-term | 42 | FAS | |
| 8.139 | 508 | 1.104 | 10.398 | 88 | 8.077 | 6.231 | 5.798 | 433 | 1.846 | Shares and other equity | 5 | FAS | |
| 1.483 | 11 | 708 | 1.966 | 9 | 612 | 368 | 332 | 36 | 245 | Quoted shares | 511 | FAS | |
| 3.616 | 100 | 234 | 1.124 | 43 | 3.290 | 2.404 | 2.294 | 110 | 886 | Unquoted shares | 512 | FAS | |
| 3.001 | 393 | 126 | 5.434 | 27 | 4.161 | 3.452 | 3.166 | 285 | 709 | Other equity | 513 | FAS | |
| 39 | 4 | 35 | 1.874 | 10 | 14 | 8 | 6 | 2 | 6 | Mutual funds shares | 52 | FAS | |
| 8 | 3 | 3 | 3.390 | 0 | 73 | 48 | 34 | 14 | 25 | Insurance technical reserves | 6 | FAS | |
| 0 | 0 | 0 | 1.739 | 0 | 2 | 1 | 0 | 1 | 2 | Life insurance reserves | 611 | FAS | |
| 0 | 0 | 0 | 932 | 0 | 2 | 0 | 0 | 0 | 2 | Pension fund reserves | 612 | FAS | |
| 8 | 3 | 3 | 719 | 0 | 68 | 47 | 34 | 13 | 22 | Other technical reserves | 62 | FAS | |
| 2.012 | 344 | 364 | 2.449 | 57 | 5.147 | 3.949 | 3.382 | 567 | 1.199 | Other accounts receivable | 7 | FAS | |
| 78 | 133 | 15 | 699 | 23 | 4.928 | 3.792 | 3.228 | 564 | 1.136 | Trade credits and advances | 71 | FAS | |
| 1.934 | 211 | 349 | 1.750 | 34 | 220 | 157 | 154 | 3 | 63 | Other | 79 | FAS | |
| 12.033 | 959 | 1.440 | 11.258 | 134 | 33.808 | 20.071 | 17.127 | 2.943 | 13.737 | Liabilities | F | LIA | |
| 1.071 | 0 | 0 | 0 | 0 | 7.660 | 6.231 | 5.676 | 555 | 1.429 | Currency and deposits | 2 | LIA | |
| 42 | 0 | 0 | 0 | 0 | 587 | 3 | 0 | 3 | 584 | Currency | 21 | LIA | |
| 0 | 0 | 0 | 0 | 0 | 501 | 434 | 408 | 26 | 67 | Transferable deposits | 22 | LIA | |
| 1.030 | 0 | 0 | 0 | 0 | 6.573 | 5.794 | 5.268 | 526 | 778 | Other deposits | 29 | LIA | |
| 7.767 | 0 | 0 | 0 | 0 | 9.528 | 7.971 | 7.114 | 857 | 1.557 | Securities other than shares | 3 | LIA | |
| 90 | 0 | 0 | 0 | 0 | 1.076 | 1.070 | 1.068 | 2 | 6 | Short-term | 331 | LIA | |
| 7.676 | 0 | 0 | 0 | 0 | 8.355 | 6.820 | 5.984 | 836 | 1.535 | Long-term | 332 | LIA | |
| 0 | 0 | 0 | 0 | 0 | 97 | 81 | 63 | 19 | 16 | Financial derivatives | 34 | LIA | |
| 650 | 365 | 3 | 9.609 | 99 | 4.863 | 1.096 | 796 | 300 | 3.767 | Loans | 4 | LIA | |
| 102 | 20 | 0 | 1.327 | 27 | 1.977 | 741 | 578 | 163 | 1.235 | Short-term | 41 | LIA | |
| 548 | 345 | 3 | 8.282 | 72 | 2.886 | 355 | 218 | 137 | 2.531 | Long-term | 42 | LIA | |
| 651 | 0 | 1.290 | 0 | 0 | 5.963 | 1.998 | 1.601 | 397 | 3.965 | Shares and other equity | 5 | LIA | |
| 0 | 0 | 0 | 0 | 0 | 1.546 | 518 | 375 | 142 | 1.029 | Quoted shares | 511 | LIA | |
| 580 | 0 | 1.290 | 0 | 0 | 983 | 482 | 347 | 135 | 501 | Unquoted shares | 512 | LIA | |
| 71 | 0 | 0 | 0 | 0 | 2.859 | 575 | 476 | 99 | 2.284 | Other equity | 513 | LIA | |
| 0 | 0 | 0 | 0 | 0 | 574 | 423 | 403 | 21 | 151 | Mutual funds shares | 52 | LIA | |
| 0 | 0 | 0 | 0 | 0 | 136 | 130 | 111 | 20 | 5 | Insurance technical reserves | 6 | LIA | |
| 0 | 0 | 0 | 0 | 0 | 99 | 96 | 91 | 6 | 3 | Life insurance reserves | 611 | LIA | |
| 0 | 0 | 0 | 0 | 0 | 0 | 0 | 0 | 0 | 0 | Pension fund reserves | 612 | LIA | |
| 0 | 0 | 0 | 0 | 0 | 37 | 34 | 20 | 14 | 2 | Other technical reserves | 62 | LIA | |
| 1.894 | 595 | 147 | 1.649 | 35 | 5.659 | 2.644 | 1.829 | 816 | 3.014 | Other accounts payable | 7 | LIA | |
| 663 | 314 | 26 | 1.081 | 28 | 5.266 | 2.519 | 1.731 | 788 | 2.747 | Trade credits and advances | 71 | LIA | |
| 1.231 | 281 | 121 | 568 | 7 | 393 | 125 | 98 | 27 | 267 | Other | 79 | LIA | |
| 1.624 | 275 | 525 | 23.994 | 403 | 14.032 | 22.795 | 19.748 | 3.047 | -8.763 | Net financial assets | | NETO | |
| Centralna država/ Central government | Lokalna država/ Local government | Skladi socialne varnosti/ Social security funds | Gospodinjstva/ Households | Nepr. instit., ki opravljajo storitve za gospod./ Non-profit institutions serving households | Tujina/ Rest of the world | EU/ European Union | EMU/ Members of the EMU | Ostale članice EU/ European Union, not EMU | Ostali (izven EU)/ Others (not EU) | | | | |
| S1311 | S1313 | S1314 | S14 | S15 | S2 | S21 | S2111 | S2112 | S22 | | | | |

A.1.1.

A.1.2. Nekonsolidirani finančni računi - transakcije 2009

v mio EUR

A.1.2.

| Vrsta post. | Oznaka | Finančni instrumenti | Institucionalni sektorji | | | | | | | | |
|-------------|--------|--|--|---|--|----------------------------------|--|--|--|--|-------------------------------|
| | | | S1 | S11 | S12 | S121 | S122 | S123 | S124 | S125 | S13 |
| FSR | F | Finančna sredstva | 11.910 | 538 | 5.349 | 372 | 4.323 | 186 | -89 | 559 | 4.210 |
| FSR | 1 | Monetarno zlato in SDR | 0 | 0 | 0 | 0 | 0 | 0 | 0 | 0 | 0 |
| FSR | 2 | Gotovina in vloge | 4.772 | 113 | -663 | -1.553 | 873 | -3 | -15 | 35 | 4.047 |
| FSR | 21 | Gotovina | 954 | 3 | -6 | 0 | -8 | 1 | 1 | 0 | 0 |
| FSR | 22 | Prenosljive vloge | 754 | 138 | 147 | -15 | 147 | 25 | -12 | 1 | 64 |
| FSR | 29 | Druge vloge | 3.064 | -28 | -804 | -1.538 | 734 | -30 | -4 | 34 | 3.984 |
| FSR | 3 | Vrednostni papirji razen delnic | 1.560 | -1 | 1.616 | 153 | 1.191 | -30 | -7 | 308 | -56 |
| FSR | 331 | Kratkoročni | 838 | 8 | 840 | 0 | 800 | -2 | -4 | 46 | -7 |
| FSR | 332 | Dolgoročni | 833 | -2 | 859 | 212 | 416 | -28 | -3 | 262 | -45 |
| FSR | 34 | Izvedeni finančni instrumenti | -112 | -7 | -84 | -59 | -25 | 0 | 0 | 0 | -3 |
| FSR | 4 | Posojila | 4.519 | 709 | 3.816 | 1.779 | 1.779 | 190 | -23 | 92 | -43 |
| FSR | 41 | Kratkoročna | -1.436 | 175 | -1.593 | 0 | -1.404 | -176 | -13 | 1 | -53 |
| FSR | 42 | Dolgoročna | 5.955 | 533 | 5.409 | 1.779 | 3.183 | 365 | -9 | 91 | 10 |
| FSR | 5 | Delnice in drug lastniški kapital | 944 | 99 | 483 | 3 | 373 | -6 | -32 | 144 | 154 |
| FSR | 511 | Delnice, ki kotirajo | 64 | -285 | 349 | 0 | 347 | 16 | 0 | -14 | -23 |
| FSR | 512 | Delnice, ki ne kotirajo | 299 | 176 | -33 | 0 | 0 | -3 | -38 | 9 | 159 |
| FSR | 513 | Drug lastniški kapital | 374 | 257 | 51 | 3 | 26 | 3 | 9 | 10 | 19 |
| FSR | 52 | Delnice/enote investicijskih skladov | 207 | -48 | 116 | 0 | 1 | -21 | -3 | 140 | -1 |
| FSR | 6 | Zavarovalno tehnične rezervacije | 393 | 47 | 5 | 0 | 5 | -1 | 0 | 1 | -4 |
| FSR | 611 | Rezervacije iz življenjskih zavarovanj | 193 | 0 | 0 | 0 | 0 | 0 | 0 | 0 | 0 |
| FSR | 612 | Rezervacije iz pokojninskih zavarovanj | 120 | 0 | 0 | 0 | 0 | 0 | 0 | 0 | 0 |
| FSR | 62 | Druge tehnične rezervacije | 79 | 47 | 5 | 0 | 5 | -1 | 0 | 1 | -4 |
| FSR | 7 | Druge terjatve | -278 | -428 | 92 | -11 | 101 | 35 | -13 | -21 | 111 |
| FSR | 71 | Trgovinski krediti in avansi | -594 | -654 | 29 | -1 | 12 | 14 | 6 | -1 | 54 |
| FSR | 79 | Drugo | 315 | 227 | 63 | -10 | 90 | 22 | -19 | -19 | 56 |
| OBV | F | Obveznosti | 12.618 | 1.052 | 4.606 | 183 | 3.950 | -29 | -80 | 582 | 6.396 |
| OBV | 2 | Gotovina in vloge | 2.866 | 0 | 874 | 267 | 607 | 0 | 0 | 0 | 1.991 |
| OBV | 21 | Gotovina | 279 | 0 | 281 | 281 | 0 | 0 | 0 | 0 | -2 |
| OBV | 22 | Prenosljive vloge | 647 | 0 | 647 | 5 | 642 | 0 | 0 | 0 | 0 |
| OBV | 29 | Druge vloge | 1.940 | 0 | -54 | -19 | -35 | 0 | 0 | 0 | 1.993 |
| OBV | 3 | Vrednostni papirji razen delnic | 6.527 | 344 | 2.065 | -78 | 2.139 | 0 | 1 | 3 | 4.118 |
| OBV | 331 | Kratkoročni | 572 | 1 | -91 | 0 | -92 | 0 | 2 | 0 | 662 |
| OBV | 332 | Dolgoročni | 6.079 | 373 | 2.249 | 0 | 2.247 | 0 | 0 | 3 | 3.456 |
| OBV | 34 | Izvedeni finančni instrumenti | -124 | -31 | -93 | -78 | -15 | 1 | 0 | 0 | 0 |
| OBV | 4 | Posojila | 2.249 | 531 | 903 | 0 | 1.035 | -17 | -89 | -27 | 167 |
| OBV | 41 | Kratkoročna | -1.756 | -1.519 | -221 | 0 | 0 | -83 | -98 | -40 | -97 |
| OBV | 42 | Dolgoročna | 4.004 | 2.050 | 1.124 | 0 | 1.035 | 66 | 9 | 13 | 264 |
| OBV | 5 | Delnice in drug lastniški kapital | 851 | 482 | 369 | 0 | 167 | 11 | 0 | 192 | 0 |
| OBV | 511 | Delnice, ki kotirajo | 13 | 13 | 0 | 0 | 0 | 0 | 0 | 0 | 0 |
| OBV | 512 | Delnice, ki ne kotirajo | 351 | 146 | 205 | 0 | 170 | 0 | 0 | 35 | 0 |
| OBV | 513 | Drug lastniški kapital | 312 | 323 | -11 | 0 | 0 | -11 | 0 | 0 | 0 |
| OBV | 52 | Delnice/enote investicijskih skladov | 175 | 0 | 175 | 0 | -4 | 22 | 0 | 157 | 0 |
| OBV | 6 | Zavarovalno tehnične rezervacije | 431 | 0 | 431 | 0 | 0 | 0 | 0 | 431 | 0 |
| OBV | 611 | Rezervacije iz življenjskih zavarovanj | 201 | 0 | 201 | 0 | 0 | 0 | 0 | 201 | 0 |
| OBV | 612 | Rezervacije iz pokojninskih zavarovanj | 120 | 0 | 120 | 0 | 0 | 0 | 0 | 120 | 0 |
| OBV | 62 | Druge tehnične rezervacije | 109 | 0 | 109 | 0 | 0 | 0 | 0 | 109 | 0 |
| OBV | 7 | Druge obveznosti | -305 | -304 | -37 | -6 | 2 | -24 | 8 | -17 | 120 |
| OBV | 71 | Trgovinski krediti in avansi | -565 | -577 | -8 | 0 | -1 | -9 | 8 | -6 | 47 |
| OBV | 79 | Drugo | 260 | 273 | -28 | -5 | 3 | -15 | 0 | -11 | 73 |
| NETO | | Neto finančna sredstva | -709 | -514 | 744 | 189 | 373 | 215 | -10 | -23 | -2.186 |
| | | | Gospodarstvo Slovenije/ Total economy | Ne finančne družbe/ Non-financial corporations | Finančne družbe/ Financial corporations | Centralna banka/ Central Bank | Druge denarne finančne institucije/ Other monetary financial institutions | Drugi finančni posredniki/ Other financial intermediaries | Izvajalci pomožnih finančnih dejavnosti/ Financial auxiliaries | Zavarovalnice in pokojninski skladi/ Insurance corporations and pension funds | Država/ General government |
| | | | S1 | S11 | S12 | S121 | S122 | S123 | S124 | S125 | S13 |

Non-consolidated financial accounts - transactions 2009 **A.1.2.**

EUR millions

| Institutional sectors | | | | | | | | | | | Financial instruments | Code | Item type |
|---|-------------------------------------|--|------------------------------|---|------------------------------|-----------------------|----------------------------|---|---------------------------------------|------------------------------|-----------------------|------|-----------|
| S1311 | S1313 | S1314 | S14 | S15 | S2 | S21 | S2111 | S2112 | S22 | | | | |
| 4.369 | -11 | -147 | 1810 | 2 | 911 | 914 | -442 | 1.356 | -4 | Financial assets | F | FAS | |
| 0 | 0 | 0 | 0 | 0 | 0 | -63 | -63 | 0 | 63 | Monetary gold and SDRs | 1 | FAS | |
| 4.123 | -14 | -62 | 1287 | -13 | -1586 | -1665 | -1594 | -71 | 79 | Currency and deposits | 2 | FAS | |
| -1 | 0 | 0 | 957 | 0 | 103 | 103 | 103 | 0 | 0 | Currency | 21 | FAS | |
| 60 | 2 | 1 | 414 | -8 | -206 | -220 | -224 | 4 | 14 | Transferable deposits | 22 | FAS | |
| 4.064 | -16 | -63 | -84 | -4 | -1484 | -1548 | -1473 | -75 | 65 | Other deposits | 29 | FAS | |
| 15 | 1 | -71 | -1 | 2 | 4.684 | 4.671 | 2.688 | 1.982 | 13 | Securities other than shares | 3 | FAS | |
| 0 | 0 | -7 | -3 | 0 | -93 | -93 | -93 | 0 | 0 | Short-term | 331 | FAS | |
| 17 | 1 | -63 | 18 | 3 | 4.853 | 4.844 | 2.818 | 2.026 | 9 | Long-term | 332 | FAS | |
| -2 | 0 | -2 | -17 | -1 | -76 | -80 | -36 | -43 | 4 | Financial derivatives | 34 | FAS | |
| -40 | -3 | 0 | 38 | -1 | -1975 | -1794 | -1262 | -532 | -181 | Loans | 4 | FAS | |
| -54 | 1 | 0 | 34 | 0 | -326 | -132 | -105 | -27 | -194 | Short-term | 41 | FAS | |
| 14 | -4 | 0 | 3 | -1 | -1.649 | -1.662 | -1.157 | -505 | 13 | Long-term | 42 | FAS | |
| 171 | -13 | -4 | 208 | -1 | 143 | 102 | 112 | -11 | 41 | Shares and other equity | 5 | FAS | |
| -4 | 0 | -19 | 24 | -1 | 10 | 6 | -12 | 18 | 4 | Quoted shares | 511 | FAS | |
| 162 | -13 | 10 | -3 | 0 | 52 | 17 | 15 | 3 | 34 | Unquoted shares | 512 | FAS | |
| 25 | 0 | -6 | 48 | 0 | 83 | 80 | 110 | -30 | 3 | Other equity | 513 | FAS | |
| -12 | 0 | 11 | 139 | 0 | -1 | -1 | 0 | -1 | 0 | Mutual funds shares | 52 | FAS | |
| -1 | -2 | -1 | 344 | 0 | 25 | 14 | 5 | 10 | 11 | Insurance technical reserves | 6 | FAS | |
| 0 | 0 | 0 | 193 | 0 | 1 | 0 | 0 | 0 | 1 | Life insurance reserves | 611 | FAS | |
| 0 | 0 | 0 | 120 | 0 | 0 | 0 | 0 | 0 | 0 | Pension fund reserves | 612 | FAS | |
| -1 | -2 | -1 | 30 | 0 | 24 | 14 | 4 | 10 | 10 | Other technical reserves | 62 | FAS | |
| 100 | 20 | -9 | -66 | 13 | -380 | -350 | -328 | -22 | -30 | Other accounts receivable | 7 | FAS | |
| 36 | 13 | 5 | -18 | -4 | -430 | -341 | -319 | -22 | -90 | Trade credits and advances | 71 | FAS | |
| 64 | 7 | -14 | -47 | 16 | 50 | -9 | -9 | 0 | 59 | Other | 79 | FAS | |
| 6.206 | 188 | 2 | 556 | 8 | 202 | 471 | 723 | -251 | -269 | Liabilities | F | LIA | |
| 1.991 | 0 | 0 | 0 | 0 | 320 | 357 | 456 | -99 | -37 | Currency and deposits | 2 | LIA | |
| -2 | 0 | 0 | 0 | 0 | 778 | 634 | 635 | -1 | 144 | Currency | 21 | LIA | |
| 0 | 0 | 0 | 0 | 0 | -99 | -98 | -126 | 28 | -1 | Transferable deposits | 22 | LIA | |
| 1.993 | 0 | 0 | 0 | 0 | -360 | -179 | -53 | -126 | -180 | Other deposits | 29 | LIA | |
| 4.118 | 0 | 0 | 0 | 0 | -284 | 24 | 116 | -92 | -307 | Securities other than shares | 3 | LIA | |
| 662 | 0 | 0 | 0 | 0 | 173 | 169 | 141 | 28 | 4 | Short-term | 331 | LIA | |
| 3.456 | 0 | 0 | 0 | 0 | -392 | -81 | 5 | -86 | -311 | Long-term | 332 | LIA | |
| 0 | 0 | 0 | 0 | 0 | -64 | -64 | -30 | -35 | 0 | Financial derivatives | 34 | LIA | |
| 2 | 166 | 0 | 645 | 4 | 296 | 182 | 152 | 30 | 114 | Loans | 4 | LIA | |
| -98 | 2 | 0 | 80 | 1 | -6 | -64 | -88 | 24 | 58 | Short-term | 41 | LIA | |
| 100 | 164 | 0 | 565 | 2 | 302 | 246 | 240 | 6 | 56 | Long-term | 42 | LIA | |
| 0 | 0 | 0 | 0 | 0 | 236 | 53 | 41 | 13 | 183 | Shares and other equity | 5 | LIA | |
| 0 | 0 | 0 | 0 | 0 | 60 | 29 | 23 | 6 | 31 | Quoted shares | 511 | LIA | |
| 0 | 0 | 0 | 0 | 0 | 0 | 0 | -6 | 6 | 0 | Unquoted shares | 512 | LIA | |
| 0 | 0 | 0 | 0 | 0 | 146 | 9 | 7 | 2 | 137 | Other equity | 513 | LIA | |
| 0 | 0 | 0 | 0 | 0 | 30 | 15 | 17 | -2 | 15 | Mutual funds shares | 52 | LIA | |
| 0 | 0 | 0 | 0 | 0 | -13 | -17 | -12 | -5 | 4 | Insurance technical reserves | 6 | LIA | |
| 0 | 0 | 0 | 0 | 0 | -7 | -9 | -11 | 3 | 2 | Life insurance reserves | 611 | LIA | |
| 0 | 0 | 0 | 0 | 0 | 0 | 0 | 0 | 0 | 0 | Pension fund reserves | 612 | LIA | |
| 0 | 0 | 0 | 0 | 0 | -6 | -8 | -1 | -8 | 2 | Other technical reserves | 62 | LIA | |
| 95 | 23 | 2 | -89 | 5 | -354 | -128 | -30 | -98 | -226 | Other accounts payable | 7 | LIA | |
| 22 | 24 | 1 | -31 | 4 | -459 | -232 | -129 | -104 | -226 | Trade credits and advances | 71 | LIA | |
| 73 | -1 | 1 | -58 | 1 | 105 | 105 | 99 | 6 | 0 | Other | 79 | LIA | |
| -1.837 | -199 | -150 | 1.255 | -7 | 709 | 443 | -1.165 | 1.608 | 266 | Net financial assets | | NETO | |
| Centralna država/ Central government | Lokalna država/ Local government | Skladi socialne varnosti/ Social security funds | Gospodinjstva/ Households | Nepr. instit., ki opravljajo storitve za gospod./ Non-profit institutions serving households | Tujina/ Rest of the world | EU/ European Union | EMU/ Members of the EMU | Ostale članice EU/ European Union, not EMU | Ostali (izven EU)/ Others (not EU) | | | | |
| S1311 | S1313 | S1314 | S14 | S15 | S2 | S21 | S2111 | S2112 | S22 | | | | |

A.1.2.

A.1.3. Nekonsolidirani finančni računi - vrednostne spremembe 2009

v mio EUR

| Vrsta post. | Oznaka | Finančni instrumenti | Institucionalni sektorji | | | | | | | | |
|-------------|--------|--|--|--|--|----------------------------------|--|--|--|--|-------------------------------|
| | | | S1 | S11 | S12 | S121 | S122 | S123 | S124 | S125 | S13 |
| FSR | F | Finančna sredstva | -10 | -529 | 342 | 305 | -33 | -64 | -105 | 239 | -59 |
| FSR | 1 | Monetarno zlato in SDR | 222 | 0 | 222 | 222 | 0 | 0 | 0 | 0 | 0 |
| FSR | 2 | Gotovina in vloge | -676 | 22 | 14 | 14 | -4 | 1 | 0 | 3 | -13 |
| FSR | 21 | Gotovina | -774 | 0 | 0 | 0 | 0 | 0 | 0 | 0 | 0 |
| FSR | 22 | Prenosljive vloge | 115 | 53 | 22 | 16 | 6 | 1 | 0 | 0 | 0 |
| FSR | 29 | Druge vloge | -17 | -31 | -9 | -2 | -10 | 0 | 0 | 3 | -13 |
| FSR | 3 | Vrednostni papirji razen delnic | 263 | -19 | 272 | 72 | 105 | 3 | 3 | 89 | 7 |
| FSR | 331 | Kratkoročni | -66 | -16 | -50 | 0 | -50 | 0 | 0 | 0 | 0 |
| FSR | 332 | Dolgoročni | 293 | 4 | 281 | 28 | 161 | 4 | 0 | 88 | 7 |
| FSR | 34 | Izvedeni finančni instrumenti | 35 | -7 | 41 | 45 | -7 | 0 | 3 | 1 | 1 |
| FSR | 4 | Posojila | -470 | -108 | -179 | 0 | -44 | -131 | -4 | -1 | -179 |
| FSR | 41 | Kratkoročna | -204 | -145 | -54 | 0 | -6 | -44 | -3 | 0 | 1 |
| FSR | 42 | Dolgoročna | -266 | 36 | -125 | 0 | -38 | -87 | 0 | -1 | -180 |
| FSR | 5 | Delnice in drug lastniški kapital | 945 | -14 | 24 | 0 | -78 | 62 | -105 | 145 | 187 |
| FSR | 511 | Delnice, ki kotirajo | 316 | -441 | 112 | 0 | -29 | 188 | -40 | -7 | 421 |
| FSR | 512 | Delnice, ki ne kotirajo | -829 | -135 | -243 | 0 | -70 | -173 | -29 | 29 | -430 |
| FSR | 513 | Drug lastniški kapital | 876 | 530 | -56 | 0 | 3 | -17 | -34 | -8 | 175 |
| FSR | 52 | Delnice/enote investicijskih skladov | 582 | 33 | 211 | 0 | 18 | 64 | -2 | 131 | 21 |
| FSR | 6 | Zavarovalno tehnične rezervacije | 178 | 1 | 0 | 0 | 0 | 0 | 0 | 0 | 0 |
| FSR | 611 | Rezervacije iz življenjskih zavarovanj | 133 | 0 | 0 | 0 | 0 | 0 | 0 | 0 | 0 |
| FSR | 612 | Rezervacije iz pokojninskih zavarovanj | 42 | 0 | 0 | 0 | 0 | 0 | 0 | 0 | 0 |
| FSR | 62 | Druge tehnične rezervacije | 3 | 1 | 0 | 0 | 0 | 0 | 0 | 0 | 0 |
| FSR | 7 | Druge terjatve | -472 | -411 | -11 | -3 | -11 | 0 | 1 | 3 | -62 |
| FSR | 71 | Trgovinski krediti in avansi | -420 | -435 | 18 | 0 | 0 | 12 | 0 | 6 | -8 |
| FSR | 79 | Drugo | -51 | 24 | -28 | -3 | -11 | -11 | 1 | -3 | -54 |
| OBV | F | Obveznosti | 38 | -503 | 780 | 238 | 297 | -127 | -94 | 467 | -210 |
| OBV | 2 | Gotovina in vloge | 39 | 0 | 46 | -3 | 49 | 0 | 0 | 0 | -7 |
| OBV | 21 | Gotovina | 0 | 0 | 0 | 0 | 0 | 0 | 0 | 0 | 0 |
| OBV | 22 | Prenosljive vloge | 91 | 0 | 91 | 0 | 92 | 0 | 0 | 0 | 0 |
| OBV | 29 | Druge vloge | -52 | 0 | -45 | -3 | -42 | 0 | 0 | 0 | -7 |
| OBV | 3 | Vrednostni papirji razen delnic | 218 | -71 | 74 | 72 | 1 | 4 | 0 | -3 | 214 |
| OBV | 331 | Kratkoročni | -27 | -16 | -9 | 0 | -9 | 0 | 0 | 0 | -3 |
| OBV | 332 | Dolgoročni | 222 | -14 | 19 | 0 | 22 | 0 | 0 | -3 | 217 |
| OBV | 34 | Izvedeni finančni instrumenti | 23 | -40 | 63 | 72 | -12 | 4 | 0 | 0 | 0 |
| OBV | 4 | Posojila | -244 | -91 | -94 | 0 | -14 | -57 | -24 | 0 | -14 |
| OBV | 41 | Kratkoročna | -86 | -28 | -44 | 0 | 0 | -21 | -23 | 0 | -2 |
| OBV | 42 | Dolgoročna | -158 | -63 | -51 | 0 | -14 | -36 | -1 | 0 | -12 |
| OBV | 5 | Delnice in drug lastniški kapital | 401 | 226 | 585 | 170 | 263 | -68 | -71 | 291 | -410 |
| OBV | 511 | Delnice, ki kotirajo | 9 | -38 | 47 | 0 | -1 | -193 | -3 | 243 | 0 |
| OBV | 512 | Delnice, ki ne kotirajo | -666 | -424 | 162 | 0 | 264 | -82 | -33 | 13 | -404 |
| OBV | 513 | Drug lastniški kapital | 667 | 689 | -17 | 170 | 0 | -154 | -36 | 3 | -5 |
| OBV | 52 | Delnice/enote investicijskih skladov | 392 | 0 | 392 | 0 | 0 | 361 | 0 | 31 | 0 |
| OBV | 6 | Zavarovalno tehnične rezervacije | 177 | 0 | 177 | 0 | 0 | 0 | 0 | 177 | 0 |
| OBV | 611 | Rezervacije iz življenjskih zavarovanj | 132 | 0 | 132 | 0 | 0 | 0 | 0 | 132 | 0 |
| OBV | 612 | Rezervacije iz pokojninskih zavarovanj | 42 | 0 | 42 | 0 | 0 | 0 | 0 | 42 | 0 |
| OBV | 62 | Druge tehnične rezervacije | 3 | 0 | 3 | 0 | 0 | 0 | 0 | 3 | 0 |
| OBV | 7 | Druge obveznosti | -554 | -568 | -7 | -1 | -3 | -6 | 1 | 2 | 7 |
| OBV | 71 | Trgovinski krediti in avansi | -588 | -598 | 3 | 0 | 0 | 1 | 0 | 1 | -9 |
| OBV | 79 | Drugo | 33 | 31 | -10 | -1 | -3 | -7 | 1 | 1 | 15 |
| NETO | | Neto finančna sredstva | -48 | -26 | -439 | 66 | -330 | 63 | -10 | -228 | 151 |
| | | | Gospodarstvo Slovenije/ Total economy | Neфинанčne družbe/ Non-financial corporations | Finančne družbe/ Financial corporations | Centralna banka/ Central Bank | Druge denarne finančne institucije/ Other monetary financial institutions | Drugi finančni posredniki/ Other financial intermediaries | Izvajalci pomožnih finančnih dejavnosti/ Financial auxiliaries | Zavarovalnice in pokojninski skladi/ Insurance corporations and pension funds | Država/ General government |
| | | | S1 | S11 | S12 | S121 | S122 | S123 | S124 | S125 | S13 |

Non-consolidated financial accounts - revaluation changes 2009 **A.1.3.**
EUR millions

| Institutional sectors | | | | | | | | | | | Financial instruments | Code | Item type | |
|---|-------------------------------------|--|------------------------------|---|------------------------------|-----------------------|----------------------------|---|---------------------------------------|------------------------------|-----------------------|------|-----------|--|
| S1311 | S1313 | S1314 | S14 | S15 | S2 | S21 | S2111 | S2112 | S22 | | | | | |
| -157 | -10 | 108 | 233 | 3 | 204 | 192 | 121 | 71 | 12 | Financial assets | F | FAS | | |
| 0 | 0 | 0 | 0 | 0 | 0 | 63 | 63 | 0 | -63 | Monetary gold and SDRs | 1 | FAS | | |
| -18 | 0 | 5 | -699 | 0 | -1 | -4 | -5 | 0 | 4 | Currency and deposits | 2 | FAS | | |
| 0 | 0 | 0 | -774 | 0 | 0 | 0 | 0 | 0 | 0 | Currency | 21 | FAS | | |
| 0 | 0 | 0 | 40 | 0 | 2 | 1 | 1 | 0 | 1 | Transferable deposits | 22 | FAS | | |
| -18 | 0 | 4 | 36 | 0 | -3 | -5 | -6 | 1 | 2 | Other deposits | 29 | FAS | | |
| -2 | 0 | 9 | 3 | 0 | 121 | 104 | 88 | 16 | 17 | Securities other than shares | 3 | FAS | | |
| 0 | 0 | 0 | 0 | 0 | -9 | -9 | -9 | 0 | 0 | Short-term | 331 | FAS | | |
| 0 | 0 | 8 | 2 | 0 | 86 | 59 | 90 | -31 | 27 | Long-term | 332 | FAS | | |
| -1 | 0 | 2 | 1 | 0 | 44 | 54 | 7 | 47 | -10 | Financial derivatives | 34 | FAS | | |
| -179 | 0 | 0 | -3 | 0 | 223 | 160 | 104 | 56 | 63 | Loans | 4 | FAS | | |
| 0 | 1 | 0 | -6 | 0 | 72 | 40 | 16 | 24 | 32 | Short-term | 41 | FAS | | |
| -179 | 0 | 0 | 2 | 0 | 151 | 120 | 88 | 32 | 31 | Long-term | 42 | FAS | | |
| 111 | -18 | 95 | 745 | 3 | -95 | -44 | -64 | 20 | -51 | Shares and other equity | 5 | FAS | | |
| 285 | 0 | 136 | 224 | 0 | 1 | -1 | 2 | -3 | 2 | Quoted shares | 511 | FAS | | |
| -370 | -10 | -50 | -21 | 0 | -55 | 44 | 65 | -20 | -100 | Unquoted shares | 512 | FAS | | |
| 188 | -10 | -4 | 228 | 0 | -45 | -89 | -133 | 43 | 44 | Other equity | 513 | FAS | | |
| 8 | 1 | 12 | 314 | 3 | 5 | 3 | 2 | 0 | 2 | Mutual funds shares | 52 | FAS | | |
| 0 | 0 | 0 | 177 | 0 | 0 | 0 | 0 | 0 | 0 | Insurance technical reserves | 6 | FAS | | |
| 0 | 0 | 0 | 133 | 0 | 0 | 0 | 0 | 0 | 0 | Life insurance reserves | 611 | FAS | | |
| 0 | 0 | 0 | 42 | 0 | 0 | 0 | 0 | 0 | 0 | Pension fund reserves | 612 | FAS | | |
| 0 | 0 | 0 | 2 | 0 | 0 | 0 | 0 | 0 | 0 | Other technical reserves | 62 | FAS | | |
| -69 | 8 | -1 | 11 | 1 | -44 | -88 | -67 | -21 | 43 | Other accounts receivable | 7 | FAS | | |
| -11 | 1 | 2 | 5 | 0 | -138 | -157 | -125 | -32 | 19 | Trade credits and advances | 71 | FAS | | |
| -59 | 7 | -2 | 7 | 0 | 93 | 69 | 58 | 11 | 24 | Other | 79 | FAS | | |
| -171 | 6 | -45 | -30 | 0 | -65 | -345 | -286 | -59 | 280 | Liabilities | F | LIA | | |
| -7 | 0 | 0 | 0 | 0 | -716 | -609 | -633 | 24 | -107 | Currency and deposits | 2 | LIA | | |
| 0 | 0 | 0 | 0 | 0 | -774 | -635 | -634 | 0 | -140 | Currency | 21 | LIA | | |
| 0 | 0 | 0 | 0 | 0 | 26 | 11 | 8 | 4 | 14 | Transferable deposits | 22 | LIA | | |
| -7 | 0 | 0 | 0 | 0 | 33 | 14 | -6 | 20 | 18 | Other deposits | 29 | LIA | | |
| 214 | 0 | 0 | 0 | 0 | 166 | 109 | 64 | 45 | 58 | Securities other than shares | 3 | LIA | | |
| -3 | 0 | 0 | 0 | 0 | -47 | -47 | -48 | 0 | 0 | Short-term | 331 | LIA | | |
| 217 | 0 | 0 | 0 | 0 | 157 | 95 | 90 | 5 | 62 | Long-term | 332 | LIA | | |
| 0 | 0 | 0 | 0 | 0 | 56 | 60 | 21 | 39 | -4 | Financial derivatives | 34 | LIA | | |
| -15 | 1 | 0 | -43 | -1 | -3 | -2 | 15 | -17 | -1 | Loans | 4 | LIA | | |
| -2 | 0 | 0 | -12 | 0 | -46 | -37 | -17 | -19 | -9 | Short-term | 41 | LIA | | |
| -13 | 1 | 0 | -32 | 0 | 43 | 35 | 32 | 2 | 8 | Long-term | 42 | LIA | | |
| -365 | 0 | -45 | 0 | 0 | 448 | 118 | 181 | -64 | 331 | Shares and other equity | 5 | LIA | | |
| 0 | 0 | 0 | 0 | 0 | 308 | 91 | 108 | -17 | 217 | Quoted shares | 511 | LIA | | |
| -360 | 0 | -45 | 0 | 0 | -218 | -174 | -141 | -34 | -44 | Unquoted shares | 512 | LIA | | |
| -5 | 0 | 0 | 0 | 0 | 165 | 55 | 68 | -13 | 110 | Other equity | 513 | LIA | | |
| 0 | 0 | 0 | 0 | 0 | 194 | 147 | 146 | 0 | 48 | Mutual funds shares | 52 | LIA | | |
| 0 | 0 | 0 | 0 | 0 | 1 | 1 | 1 | 0 | 0 | Insurance technical reserves | 6 | LIA | | |
| 0 | 0 | 0 | 0 | 0 | 1 | 1 | 1 | 0 | 0 | Life insurance reserves | 611 | LIA | | |
| 0 | 0 | 0 | 0 | 0 | 0 | 0 | 0 | 0 | 0 | Pension fund reserves | 612 | LIA | | |
| 0 | 0 | 0 | 0 | 0 | 0 | 0 | 0 | 0 | 0 | Other technical reserves | 62 | LIA | | |
| 2 | 5 | 0 | 13 | 0 | 38 | 38 | 86 | -48 | 0 | Other accounts payable | 7 | LIA | | |
| -9 | 0 | 0 | 16 | 0 | 30 | 8 | 57 | -50 | 22 | Trade credits and advances | 71 | LIA | | |
| 10 | 5 | 0 | -3 | 0 | 9 | 31 | 29 | 2 | -22 | Other | 79 | LIA | | |
| 13 | -15 | 153 | 263 | 3 | 270 | 537 | 407 | 130 | -268 | Net financial assets | | NETO | | |
| Centralna država/ Central government | Lokalna država/ Local government | Skladi socialne varnosti/ Social security funds | Gospodinjstva/ Households | Nepr. instit., ki opravljajo storitve za gospod./ Non-profit institutions serving households | Tujina/ Rest of the world | EU/ European Union | EMU/ Members of the EMU | Ostale članice EU/ European Union, not EMU | Ostali (izven EU)/ Others (not EU) | | | | | |
| S1311 | S1313 | S1314 | S14 | S15 | S2 | S21 | S2111 | S2112 | S22 | | | | | |

A.1.3.

A.1.4. Nekonsolidirani finančni računi - stanja 2009 (konec leta)

v mio EUR

| Vrsta post. | Oznaka | Finančni instrumenti | Institucionalni sektorji | | | | | | | | |
|----------------|--------|--|--|--|--|----------------------------------|--|--|--|--|-------------------------------|
| | | | S1 | S11 | S12 | S121 | S122 | S123 | S124 | S125 | S13 |
| FSR | F | Finančna sredstva | 185.772 | 47.568 | 79.360 | 9.958 | 53.065 | 9.232 | 399 | 6.705 | 21.007 |
| FSR | 1 | Monetarno zlato in SDR | 294 | 0 | 294 | 294 | 0 | 0 | 0 | 0 | 0 |
| FSR | 2 | Gotovina in vloge | 39.316 | 4.081 | 9.358 | 3.342 | 4.884 | 324 | 69 | 739 | 7.304 |
| FSR | 21 | Gotovina | 3.990 | 71 | 272 | 2 | 267 | 1 | 1 | 0 | 4 |
| FSR | 22 | Prenosljive vloge | 9.124 | 1.598 | 1.690 | 3 | 1.514 | 117 | 38 | 19 | 209 |
| FSR | 29 | Druge vloge | 26.202 | 2.411 | 7.397 | 3.338 | 3.103 | 207 | 30 | 719 | 7.091 |
| FSR | 3 | Vrednostni papirji razen delnic | 17.707 | 359 | 16.416 | 4.364 | 8.093 | 246 | 10 | 3.703 | 427 |
| FSR | 331 | Kratkoročni | 2.025 | 69 | 1.949 | 0 | 1.864 | 3 | 0 | 82 | 0 |
| FSR | 332 | Dolgoročni | 15.396 | 255 | 14.230 | 4.364 | 6.000 | 241 | 7 | 3.618 | 422 |
| FSR | 34 | Izvedeni finančni instrumenti | 286 | 35 | 237 | 0 | 229 | 1 | 3 | 4 | 5 |
| FSR | 4 | Posojila | 52.416 | 5.977 | 45.092 | 1.779 | 37.914 | 5.185 | 70 | 145 | 405 |
| FSR | 41 | Kratkoročna | 15.959 | 4.133 | 11.410 | 0 | 10.697 | 643 | 64 | 5 | 6 |
| FSR | 42 | Dolgoročna | 36.457 | 1.844 | 33.682 | 1.779 | 27.216 | 4.541 | 6 | 139 | 399 |
| FSR | 5 | Delnice in drug lastniški kapital | 47.422 | 19.194 | 6.694 | 81 | 1.868 | 2.923 | 187 | 1.634 | 10.093 |
| FSR | 511 | Delnice, ki kotirajo | 9.753 | 1.736 | 3.195 | 0 | 884 | 1.847 | 79 | 384 | 2.600 |
| FSR | 512 | Delnice, ki ne kotirajo | 12.648 | 6.098 | 1.729 | 23 | 665 | 607 | 68 | 365 | 3.679 |
| FSR | 513 | Drug lastniški kapital | 21.206 | 11.162 | 593 | 58 | 234 | 192 | 32 | 77 | 3.714 |
| FSR | 52 | Delnice/enote investicijskih skladov | 3.814 | 197 | 1.177 | 0 | 85 | 276 | 8 | 808 | 99 |
| FSR | 6 | Zavarovalno tehnične rezervacije | 4.631 | 450 | 260 | 0 | 41 | 1 | 0 | 218 | 10 |
| FSR | 611 | Rezervacije iz življenjskih zavarovanj | 2.066 | 0 | 0 | 0 | 0 | 0 | 0 | 0 | 0 |
| FSR | 612 | Rezervacije iz pokojninskih zavarovanj | 1.094 | 0 | 0 | 0 | 0 | 0 | 0 | 0 | 0 |
| FSR | 62 | Druge tehnične rezervacije | 1.471 | 450 | 260 | 0 | 41 | 1 | 0 | 218 | 10 |
| FSR | 7 | Druge terjatve | 23.985 | 17.508 | 1.245 | 97 | 266 | 553 | 63 | 266 | 2.768 |
| FSR | 71 | Trgovinski krediti in avansi | 16.861 | 15.312 | 573 | 0 | 19 | 346 | 15 | 192 | 273 |
| FSR | 79 | Drugo | 7.125 | 2.196 | 673 | 97 | 247 | 207 | 48 | 74 | 2.496 |
| OBV | F | Obveznosti | 200.488 | 89.879 | 78.064 | 9.315 | 51.531 | 9.840 | 404 | 6.974 | 20.619 |
| OBV | 2 | Gotovina in vloge | 40.677 | 0 | 37.621 | 8.497 | 29.124 | 0 | 0 | 0 | 3.056 |
| OBV | 21 | Gotovina | 3.536 | 0 | 3.496 | 3.496 | 0 | 0 | 0 | 0 | 40 |
| OBV | 22 | Prenosljive vloge | 12.294 | 0 | 12.294 | 4.634 | 7.659 | 0 | 0 | 0 | 0 |
| OBV | 29 | Druge vloge | 24.848 | 0 | 21.831 | 367 | 21.465 | 0 | 0 | 0 | 3.016 |
| OBV | 3 | Vrednostni papirji razen delnic | 17.414 | 978 | 4.337 | 7 | 4.253 | 11 | 10 | 56 | 12.099 |
| OBV | 331 | Kratkoročni | 823 | 60 | 14 | 0 | 7 | 0 | 7 | 0 | 749 |
| OBV | 332 | Dolgoročni | 16.185 | 767 | 4.069 | 0 | 4.009 | 1 | 3 | 56 | 11.350 |
| OBV | 34 | Izvedeni finančni instrumenti | 406 | 151 | 255 | 7 | 237 | 10 | 0 | 0 | 0 |
| OBV | 4 | Posojila | 65.527 | 33.760 | 20.284 | 0 | 13.490 | 6.534 | 201 | 60 | 1.170 |
| OBV | 41 | Kratkoročna | 14.945 | 11.664 | 1.836 | 0 | 0 | 1.685 | 137 | 14 | 22 |
| OBV | 42 | Dolgoročna | 50.582 | 22.097 | 18.449 | 0 | 13.490 | 4.849 | 64 | 46 | 1.148 |
| OBV | 5 | Delnice in drug lastniški kapital | 48.900 | 37.080 | 10.289 | 683 | 4.336 | 3.046 | 137 | 2.087 | 1.531 |
| OBV | 511 | Delnice, ki kotirajo | 8.462 | 6.704 | 1.758 | 0 | 689 | 346 | 10 | 713 | 0 |
| OBV | 512 | Delnice, ki ne kotirajo | 15.169 | 9.494 | 4.210 | 0 | 3.633 | 113 | 79 | 385 | 1.465 |
| OBV | 513 | Drug lastniški kapital | 22.236 | 20.882 | 1.288 | 683 | 0 | 507 | 48 | 50 | 66 |
| OBV | 52 | Delnice/enote investicijskih skladov | 3.033 | 0 | 3.033 | 0 | 14 | 2.080 | 0 | 940 | 0 |
| OBV | 6 | Zavarovalno tehnične rezervacije | 4.605 | 0 | 4.605 | 0 | 0 | 0 | 0 | 4.605 | 0 |
| OBV | 611 | Rezervacije iz življenjskih zavarovanj | 1.975 | 0 | 1.975 | 0 | 0 | 0 | 0 | 1.975 | 0 |
| OBV | 612 | Rezervacije iz pokojninskih zavarovanj | 1.096 | 0 | 1.096 | 0 | 0 | 0 | 0 | 1.096 | 0 |
| OBV | 62 | Druge tehnične rezervacije | 1.533 | 0 | 1.533 | 0 | 0 | 0 | 0 | 1.533 | 0 |
| OBV | 7 | Druge obveznosti | 23.365 | 18.061 | 927 | 127 | 328 | 250 | 56 | 166 | 2.762 |
| OBV | 71 | Trgovinski krediti in avansi | 16.384 | 13.923 | 321 | 2 | 38 | 157 | 15 | 108 | 1.041 |
| OBV | 79 | Drugo | 6.981 | 4.138 | 607 | 125 | 290 | 93 | 41 | 58 | 1.721 |
| NETO | | Neto finančna sredstva | -14.716 | -42.311 | 1.296 | 643 | 1.535 | -609 | -5 | -269 | 388 |
| | | | Gospodarstvo Slovenije/ Total economy | Neфинанčne družbe/ Non-financial corporations | Finančne družbe/ Financial corporations | Centralna banka/ Central Bank | Druge denarne finančne institucije/ Other monetary financial institutions | Druzi finančni posredniki/ Other financial intermediaries | Izvajalci pomožnih finančnih dejavnosti/ Financial auxiliaries | Zavarovalnice in pokojninski skladi/ Insurance corporations and pension funds | Država/ General government |
| | | | S1 | S11 | S12 | S121 | S122 | S123 | S124 | S125 | S13 |

Non-consolidated financial accounts - outstanding amounts 2009 (end of year) **A.1.4.**
EUR millions

| Institutional sectors | | | | | | | | | | | Financial instruments | Code | Item type |
|---|-------------------------------------|--|------------------------------|---|------------------------------|-----------------------|----------------------------|---|---------------------------------------|------------------------------|-----------------------|-------------|-----------|
| S1311 | S1313 | S1314 | S14 | S15 | S2 | S21 | S2111 | S2112 | S22 | | | | |
| 17.869 | 1214 | 1925 | 37.295 | 541 | 48.955 | 43.972 | 36.554 | 7.418 | 4.983 | Financial assets | F | FAS | |
| 0 | 0 | 0 | 0 | 0 | 0 | 0 | 0 | 0 | 0 | Monetary gold and SDRs | 1 | FAS | |
| 6.792 | 351 | 161 | 18.257 | 315 | 8.626 | 8.169 | 8.097 | 71 | 457 | Currency and deposits | 2 | FAS | |
| 0 | 4 | 0 | 3.643 | 0 | 137 | 137 | 137 | 0 | 0 | Currency | 21 | FAS | |
| 94 | 111 | 4 | 5.493 | 134 | 3.598 | 3.433 | 3.406 | 28 | 164 | Transferable deposits | 22 | FAS | |
| 6.698 | 236 | 157 | 9.122 | 182 | 4.891 | 4.599 | 4.555 | 44 | 293 | Other deposits | 29 | FAS | |
| 215 | 1 | 211 | 448 | 57 | 9.118 | 8.517 | 5.431 | 3.086 | 601 | Securities other than shares | 3 | FAS | |
| 0 | 0 | 0 | 6 | 0 | 0 | 0 | 0 | 0 | 0 | Short-term | 331 | FAS | |
| 210 | 1 | 211 | 432 | 57 | 8.909 | 8.337 | 5.298 | 3.039 | 572 | Long-term | 332 | FAS | |
| 5 | 0 | 0 | 9 | 0 | 209 | 180 | 133 | 47 | 29 | Financial derivatives | 34 | FAS | |
| 391 | 13 | 1 | 934 | 8 | 18.266 | 17.424 | 14.154 | 3.271 | 842 | Loans | 4 | FAS | |
| 4 | 2 | 0 | 406 | 5 | 910 | 753 | 684 | 69 | 157 | Short-term | 41 | FAS | |
| 388 | 11 | 1 | 529 | 3 | 17.356 | 16.671 | 13.469 | 3.202 | 685 | Long-term | 42 | FAS | |
| 8.421 | 476 | 1.195 | 11.351 | 90 | 8.125 | 6.289 | 5.847 | 442 | 1.836 | Shares and other equity | 5 | FAS | |
| 1.764 | 11 | 826 | 2.214 | 8 | 623 | 372 | 322 | 51 | 250 | Quoted shares | 511 | FAS | |
| 3.408 | 77 | 194 | 1.100 | 43 | 3.286 | 2.465 | 2.373 | 92 | 821 | Unquoted shares | 512 | FAS | |
| 3.214 | 383 | 116 | 5.710 | 27 | 4.199 | 3.443 | 3.144 | 299 | 757 | Other equity | 513 | FAS | |
| 36 | 5 | 59 | 2.328 | 13 | 18 | 9 | 8 | 1 | 8 | Mutual funds shares | 52 | FAS | |
| 7 | 0 | 3 | 3.910 | 1 | 98 | 62 | 39 | 23 | 36 | Insurance technical reserves | 6 | FAS | |
| 0 | 0 | 0 | 2.066 | 0 | 3 | 1 | 0 | 0 | 2 | Life insurance reserves | 611 | FAS | |
| 0 | 0 | 0 | 1.094 | 0 | 2 | 0 | 0 | 0 | 2 | Pension fund reserves | 612 | FAS | |
| 7 | 0 | 3 | 751 | 1 | 92 | 61 | 38 | 23 | 31 | Other technical reserves | 62 | FAS | |
| 2.043 | 372 | 354 | 2.395 | 70 | 4.723 | 3.511 | 2.987 | 524 | 1.212 | Other accounts receivable | 7 | FAS | |
| 104 | 147 | 21 | 685 | 19 | 4.360 | 3.294 | 2.784 | 510 | 1.066 | Trade credits and advances | 71 | FAS | |
| 1.939 | 224 | 333 | 1.710 | 50 | 363 | 217 | 203 | 14 | 146 | Other | 79 | FAS | |
| 18.068 | 1.153 | 1.397 | 11.784 | 142 | 33.945 | 20.197 | 17.564 | 2.633 | 13.748 | Liabilities | F | LIA | |
| 3.056 | 0 | 0 | 0 | 0 | 7.265 | 5.979 | 5.500 | 480 | 1.285 | Currency and deposits | 2 | LIA | |
| 40 | 0 | 0 | 0 | 0 | 591 | 2 | 0 | 2 | 588 | Currency | 21 | LIA | |
| 0 | 0 | 0 | 0 | 0 | 428 | 348 | 290 | 58 | 81 | Transferable deposits | 22 | LIA | |
| 3.016 | 0 | 0 | 0 | 0 | 6.246 | 5.629 | 5.209 | 420 | 616 | Other deposits | 29 | LIA | |
| 12.099 | 0 | 0 | 0 | 0 | 9.411 | 8.103 | 7.294 | 809 | 1.308 | Securities other than shares | 3 | LIA | |
| 749 | 0 | 0 | 0 | 0 | 1.202 | 1.192 | 1.161 | 31 | 10 | Short-term | 331 | LIA | |
| 11.350 | 0 | 0 | 0 | 0 | 8.119 | 6.834 | 6.080 | 755 | 1.285 | Long-term | 332 | LIA | |
| 0 | 0 | 0 | 0 | 0 | 90 | 77 | 54 | 24 | 12 | Financial derivatives | 34 | LIA | |
| 637 | 531 | 3 | 10.210 | 102 | 5.156 | 1.276 | 963 | 313 | 3.880 | Loans | 4 | LIA | |
| 1 | 21 | 0 | 1.395 | 28 | 1.925 | 641 | 473 | 168 | 1.284 | Short-term | 41 | LIA | |
| 636 | 510 | 3 | 8.815 | 74 | 3.231 | 635 | 490 | 145 | 2.596 | Long-term | 42 | LIA | |
| 286 | 0 | 1.245 | 0 | 0 | 6.647 | 2.169 | 1.823 | 346 | 4.478 | Shares and other equity | 5 | LIA | |
| 0 | 0 | 0 | 0 | 0 | 1.914 | 637 | 506 | 132 | 1.277 | Quoted shares | 511 | LIA | |
| 220 | 0 | 1.245 | 0 | 0 | 765 | 307 | 200 | 107 | 458 | Unquoted shares | 512 | LIA | |
| 66 | 0 | 0 | 0 | 0 | 3.169 | 639 | 551 | 88 | 2.530 | Other equity | 513 | LIA | |
| 0 | 0 | 0 | 0 | 0 | 799 | 585 | 566 | 19 | 214 | Mutual funds shares | 52 | LIA | |
| 0 | 0 | 0 | 0 | 0 | 124 | 115 | 100 | 15 | 9 | Insurance technical reserves | 6 | LIA | |
| 0 | 0 | 0 | 0 | 0 | 94 | 89 | 80 | 8 | 5 | Life insurance reserves | 611 | LIA | |
| 0 | 0 | 0 | 0 | 0 | 0 | 0 | 0 | 0 | 0 | Pension fund reserves | 612 | LIA | |
| 0 | 0 | 0 | 0 | 0 | 30 | 26 | 19 | 7 | 4 | Other technical reserves | 62 | LIA | |
| 1.991 | 622 | 149 | 1.574 | 40 | 5.343 | 2.555 | 1.885 | 670 | 2.788 | Other accounts payable | 7 | LIA | |
| 677 | 338 | 27 | 1.066 | 32 | 4.837 | 2.294 | 1.659 | 635 | 2.543 | Trade credits and advances | 71 | LIA | |
| 1.314 | 284 | 122 | 507 | 8 | 506 | 261 | 226 | 35 | 245 | Other | 79 | LIA | |
| -200 | 60 | 528 | 25.512 | 399 | 15.010 | 23.775 | 18.990 | 4.785 | -8.765 | Net financial assets | | NETO | |
| Centralna država/ Central government | Lokalna država/ Local government | Skladi socialne varnosti/ Social security funds | Gospodinjstva/ Households | Nepr. instit., ki opravljajo storitve za gospod./ Non-profit institutions serving households | Tujina/ Rest of the world | EU/ European Union | EMU/ Members of the EMU | Ostale članice EU/ European Union, not EMU | Ostali (izven EU)/ Others (not EU) | | | | |
| S1311 | S1313 | S1314 | S14 | S15 | S2 | S21 | S2111 | S2112 | S22 | | | | |

A.1.4.

A.1.5. Nekonsolidirani finančni računi - transakcije 2010

v mio EUR

| Vrsta post. | Oznaka | Finančni instrumenti | Institucionalni sektorji | | | | | | | | |
|----------------|--------|--|--|--|--|----------------------------------|--|--|--|--|-------------------------------|
| | | | S1 | S11 | S12 | S121 | S122 | S123 | S124 | S125 | S13 |
| FSR | F | Finančna sredstva | -2.129 | -57 | -2.422 | -1.459 | -1.029 | -560 | 13 | 612 | -1.732 |
| FSR | 1 | Monetarno zlato in SDR | 0 | 0 | 0 | 0 | 0 | 0 | 0 | 0 | 0 |
| FSR | 2 | Gotovina in vloge | -1.691 | 172 | -1.467 | 228 | -1.845 | -80 | 4 | 226 | -2.093 |
| FSR | 21 | Gotovina | 1.145 | 10 | -15 | 1 | -14 | -1 | -1 | 0 | -2 |
| FSR | 22 | Prenosljive vloge | 318 | 283 | -500 | 39 | -537 | -11 | -1 | 11 | 50 |
| FSR | 29 | Druge vloge | -3.154 | -121 | -952 | 189 | -1.293 | -68 | 5 | 215 | -2.141 |
| FSR | 3 | Vrednostni papirji razen delnic | -473 | -60 | -402 | 160 | -753 | -6 | -2 | 199 | 0 |
| FSR | 331 | Kratkoročni | -1.182 | -19 | -1.160 | 0 | -1.088 | 2 | 0 | -74 | 0 |
| FSR | 332 | Dolgoročni | 968 | -5 | 978 | 179 | 535 | -8 | -2 | 273 | 0 |
| FSR | 34 | Izvedeni finančni instrumenti | -259 | -36 | -220 | -19 | -200 | 0 | 0 | 0 | 0 |
| FSR | 4 | Posojila | -142 | 371 | -645 | -1.752 | 1.510 | -408 | -7 | 12 | 102 |
| FSR | 41 | Kratkoročna | -1.164 | 39 | -1.210 | 0 | -1.151 | -74 | -6 | 21 | 0 |
| FSR | 42 | Dolgoročna | 1.022 | 332 | 565 | -1.752 | 2.662 | -334 | -1 | -9 | 102 |
| FSR | 5 | Delnice in drug lastniški kapital | 95 | -262 | 310 | 5 | 110 | -12 | 1 | 207 | -1 |
| FSR | 511 | Delnice, ki kotirajo | -32 | -14 | 31 | 0 | 7 | 38 | -24 | 10 | -15 |
| FSR | 512 | Delnice, ki ne kotirajo | -46 | -128 | 98 | 0 | 73 | -5 | 19 | 10 | 2 |
| FSR | 513 | Drug lastniški kapital | -103 | -89 | 6 | 5 | 25 | -1 | 5 | -28 | -15 |
| FSR | 52 | Delnice/enote investicijskih skladov | 276 | -31 | 175 | 0 | 5 | -44 | 0 | 214 | 27 |
| FSR | 6 | Zavarovalno tehnične rezervacije | 274 | -13 | -31 | 0 | 2 | 0 | 0 | -33 | -1 |
| FSR | 611 | Rezervacije iz življenjskih zavarovanj | 175 | 0 | 0 | 0 | 0 | 0 | 0 | 0 | 0 |
| FSR | 612 | Rezervacije iz pokojninskih zavarovanj | 115 | 0 | 0 | 0 | 0 | 0 | 0 | 0 | 0 |
| FSR | 62 | Druge tehnične rezervacije | -16 | -13 | -31 | 0 | 2 | 0 | 0 | -33 | -1 |
| FSR | 7 | Druge terjatve | -192 | -266 | -188 | -100 | -53 | -54 | 18 | 1 | 261 |
| FSR | 71 | Trgovinski krediti in avansi | -228 | -192 | -67 | 0 | -21 | -57 | 4 | 7 | 45 |
| FSR | 79 | Drugo | 36 | -74 | -121 | -100 | -32 | 3 | 14 | -6 | 216 |
| OBV | F | Obveznosti | -1.859 | 248 | -3.125 | -1.603 | -1.577 | -401 | -7 | 464 | 365 |
| OBV | 2 | Gotovina in vloge | -3.137 | 0 | -2.029 | -1.436 | -593 | 0 | 0 | 0 | -1.108 |
| OBV | 21 | Gotovina | 154 | 0 | 148 | 148 | 0 | 0 | 0 | 0 | 6 |
| OBV | 22 | Prenosljive vloge | -907 | 0 | -907 | -1.739 | 831 | 0 | 0 | 0 | 0 |
| OBV | 29 | Druge vloge | -2.384 | 0 | -1.270 | 154 | -1.424 | 0 | 0 | 0 | -1.114 |
| OBV | 3 | Vrednostni papirji razen delnic | 1.491 | -181 | 821 | -70 | 902 | 3 | -6 | -7 | 851 |
| OBV | 331 | Kratkoročni | -733 | -10 | 2 | 0 | 8 | 0 | -7 | 0 | -724 |
| OBV | 332 | Dolgoročni | 2.609 | -6 | 1.039 | 0 | 1.046 | -1 | 0 | -7 | 1.576 |
| OBV | 34 | Izvedeni finančni instrumenti | -385 | -165 | -219 | -70 | -153 | 3 | 0 | 0 | 0 |
| OBV | 4 | Posojila | -904 | 264 | -2.218 | 0 | -1.877 | -334 | -9 | 2 | 446 |
| OBV | 41 | Kratkoročna | -1.372 | -1.010 | -350 | 0 | 0 | -357 | 10 | -3 | 15 |
| OBV | 42 | Dolgoročna | 468 | 1.274 | -1.869 | 0 | -1.878 | 23 | -19 | 5 | 431 |
| OBV | 5 | Delnice in drug lastniški kapital | 378 | 248 | 130 | 0 | 13 | -34 | 0 | 151 | 0 |
| OBV | 511 | Delnice, ki kotirajo | 24 | 29 | -5 | 0 | 0 | 0 | -5 | 0 | 0 |
| OBV | 512 | Delnice, ki ne kotirajo | 8 | -20 | 27 | 0 | 14 | 0 | 2 | 11 | 0 |
| OBV | 513 | Drug lastniški kapital | 189 | 238 | -50 | 0 | 0 | -52 | 2 | 0 | 0 |
| OBV | 52 | Delnice/enote investicijskih skladov | 158 | 0 | 158 | 0 | -2 | 19 | 0 | 141 | 0 |
| OBV | 6 | Zavarovalno tehnične rezervacije | 303 | 0 | 303 | 0 | 0 | 0 | 0 | 303 | 0 |
| OBV | 611 | Rezervacije iz življenjskih zavarovanj | 172 | 0 | 172 | 0 | 0 | 0 | 0 | 172 | 0 |
| OBV | 612 | Rezervacije iz pokojninskih zavarovanj | 115 | 0 | 115 | 0 | 0 | 0 | 0 | 115 | 0 |
| OBV | 62 | Druge tehnične rezervacije | 16 | 0 | 16 | 0 | 0 | 0 | 0 | 16 | 0 |
| OBV | 7 | Druge obveznosti | 11 | -82 | -131 | -97 | -22 | -36 | 8 | 15 | 176 |
| OBV | 71 | Trgovinski krediti in avansi | -97 | -125 | -18 | 1 | 1 | -31 | 4 | 8 | -1 |
| OBV | 79 | Drugo | 108 | 44 | -113 | -98 | -22 | -4 | 5 | 7 | 177 |
| NETO | | Neto finančna sredstva | -270 | -305 | 702 | 144 | 548 | -158 | 20 | 148 | -2.097 |
| | | | Gospodarstvo Slovenije/ Total economy | Nefinančne družbe/ Non-financial corporations | Finančne družbe/ Financial corporations | Centralna banka/ Central Bank | Druge denarne finančne institucije/ Other monetary financial institutions | Drugi finančni posredniki/ Other financial intermediaries | Izvajalci pomožnih finančnih dejavnosti/ Financial auxiliaries | Zavarovalnice in pokojninski skladi/ Insurance corporations and pension funds | Država/ General government |
| | | | S1 | S11 | S12 | S121 | S122 | S123 | S124 | S125 | S13 |

Non-consolidated financial accounts - transactions 2010

A.1.5.

EUR millions

| Institutional sectors | | | | | | | | | | | Financial instruments | Code | Item type |
|---|-------------------------------------|--|------------------------------|---|------------------------------|-----------------------|----------------------------|---|---------------------------------------|------------------------------|-----------------------|------|-----------|
| S1311 | S1313 | S1314 | S14 | S15 | S2 | S21 | S2111 | S2112 | S22 | | | | |
| -1666 | -6 | -60 | 2084 | -2 | 250 | -2 | -1140 | 1138 | 252 | Financial assets | F | FAS | |
| 0 | 0 | 0 | 0 | 0 | 0 | 0 | 0 | 0 | 0 | Monetary gold and SDRs | 1 | FAS | |
| -1999 | -22 | -71 | 1697 | -1 | -1888 | -1829 | -1839 | 10 | -59 | Currency and deposits | 2 | FAS | |
| 0 | -2 | 0 | 1152 | 0 | -41 | -41 | -41 | 0 | 0 | Currency | 21 | FAS | |
| 7 | 42 | 0 | 475 | 10 | -1240 | -1258 | -1247 | -11 | 18 | Transferable deposits | 22 | FAS | |
| -2007 | -62 | -71 | 70 | -11 | -608 | -530 | -551 | 21 | -77 | Other deposits | 29 | FAS | |
| 13 | -1 | -13 | 0 | -11 | 1999 | 2126 | 1023 | 1104 | -127 | Securities other than shares | 3 | FAS | |
| 0 | 0 | 0 | -4 | 0 | 0 | 0 | 0 | 0 | 0 | Short-term | 331 | FAS | |
| 14 | -1 | -13 | 6 | -11 | 2188 | 2311 | 1164 | 1146 | -123 | Long-term | 332 | FAS | |
| 0 | 0 | 0 | -2 | 0 | -188 | -184 | -142 | -43 | -4 | Financial derivatives | 34 | FAS | |
| 104 | -2 | 0 | 26 | 5 | -623 | -766 | -621 | -145 | 142 | Loans | 4 | FAS | |
| 0 | 0 | 0 | 6 | 2 | -113 | -67 | -242 | 175 | -46 | Short-term | 41 | FAS | |
| 104 | -2 | 0 | 20 | 3 | -510 | -699 | -379 | -320 | 189 | Long-term | 42 | FAS | |
| 1 | -16 | 14 | 52 | -4 | 335 | 140 | 62 | 78 | 194 | Shares and other equity | 5 | FAS | |
| -5 | 0 | -10 | -32 | -2 | 171 | 90 | 47 | 43 | 81 | Quoted shares | 511 | FAS | |
| 2 | 0 | 0 | -18 | 1 | 18 | 47 | 47 | 0 | -29 | Unquoted shares | 512 | FAS | |
| 2 | -17 | 0 | -5 | 0 | 148 | 3 | -33 | 36 | 144 | Other equity | 513 | FAS | |
| 3 | 0 | 24 | 108 | -4 | -2 | 0 | 0 | 0 | -2 | Mutual funds shares | 52 | FAS | |
| -1 | 0 | 0 | 318 | 0 | 17 | 7 | -1 | 8 | 11 | Insurance technical reserves | 6 | FAS | |
| 0 | 0 | 0 | 175 | 0 | -2 | 0 | 0 | 0 | -2 | Life insurance reserves | 611 | FAS | |
| 0 | 0 | 0 | 115 | 0 | 0 | 0 | 0 | 0 | 0 | Pension fund reserves | 612 | FAS | |
| -1 | 0 | 0 | 28 | 0 | 19 | 6 | -1 | 7 | 13 | Other technical reserves | 62 | FAS | |
| 215 | 34 | 11 | -8 | 9 | 410 | 319 | 237 | 83 | 91 | Other accounts receivable | 7 | FAS | |
| 19 | 30 | -4 | -18 | 4 | 442 | 329 | 246 | 83 | 113 | Trade credits and advances | 71 | FAS | |
| 197 | 5 | 14 | 10 | 5 | -32 | -10 | -9 | 0 | -23 | Other | 79 | FAS | |
| 190 | 95 | 80 | 637 | 16 | -20 | -6 | 65 | -71 | -15 | Liabilities | F | LIA | |
| -1108 | 0 | 0 | 0 | 0 | -442 | -511 | -301 | -210 | 69 | Currency and deposits | 2 | LIA | |
| 6 | 0 | 0 | 0 | 0 | 950 | 794 | 793 | 1 | 156 | Currency | 21 | LIA | |
| 0 | 0 | 0 | 0 | 0 | -14 | -81 | -59 | -22 | 67 | Transferable deposits | 22 | LIA | |
| -1114 | 0 | 0 | 0 | 0 | -1378 | -1223 | -1035 | -188 | -155 | Other deposits | 29 | LIA | |
| 852 | 0 | 0 | 0 | 0 | 35 | 116 | -23 | 138 | -81 | Securities other than shares | 3 | LIA | |
| -724 | 0 | 0 | 0 | 0 | -450 | -456 | -435 | -22 | 7 | Short-term | 331 | LIA | |
| 1576 | 0 | 0 | 0 | 0 | 547 | 632 | 458 | 174 | -85 | Long-term | 332 | LIA | |
| 0 | 0 | 0 | 0 | 0 | -62 | -60 | -46 | -14 | -2 | Financial derivatives | 34 | LIA | |
| 292 | 104 | 50 | 599 | 5 | 139 | 144 | 172 | -28 | -5 | Loans | 4 | LIA | |
| 9 | 6 | 0 | -28 | 1 | 95 | 13 | 42 | -29 | 82 | Short-term | 41 | LIA | |
| 284 | 97 | 50 | 628 | 4 | 44 | 131 | 130 | 1 | -87 | Long-term | 42 | LIA | |
| 0 | 0 | 0 | 0 | 0 | 52 | -57 | 10 | -66 | 108 | Shares and other equity | 5 | LIA | |
| 0 | 0 | 0 | 0 | 0 | 115 | 16 | 20 | -4 | 99 | Quoted shares | 511 | LIA | |
| 0 | 0 | 0 | 0 | 0 | -35 | -59 | -16 | -43 | 23 | Unquoted shares | 512 | LIA | |
| 0 | 0 | 0 | 0 | 0 | -144 | -104 | -87 | -17 | -40 | Other equity | 513 | LIA | |
| 0 | 0 | 0 | 0 | 0 | 116 | 90 | 92 | -3 | 27 | Mutual funds shares | 52 | LIA | |
| 0 | 0 | 0 | 0 | 0 | -11 | -9 | -7 | -2 | -3 | Insurance technical reserves | 6 | LIA | |
| 0 | 0 | 0 | 0 | 0 | 1 | 3 | 0 | 3 | -1 | Life insurance reserves | 611 | LIA | |
| 0 | 0 | 0 | 0 | 0 | 0 | 0 | 0 | 0 | 0 | Pension fund reserves | 612 | LIA | |
| 0 | 0 | 0 | 0 | 0 | -13 | -11 | -7 | -5 | -1 | Other technical reserves | 62 | LIA | |
| 154 | -9 | 30 | 37 | 11 | 207 | 310 | 214 | 96 | -104 | Other accounts payable | 7 | LIA | |
| 16 | -34 | 17 | 34 | 14 | 311 | 312 | 222 | 89 | -1 | Trade credits and advances | 71 | LIA | |
| 138 | 26 | 13 | 4 | -3 | -104 | -1 | -8 | 7 | -102 | Other | 79 | LIA | |
| -1856 | -101 | -140 | 1448 | -18 | 271 | 3 | -1205 | 1208 | 267 | Net financial assets | | NETO | |
| Centralna država/ Central government | Lokalna država/ Local government | Skladi socialne varnosti/ Social security funds | Gospodinjstva/ Households | Nepr. instit., ki opravljajo storitve za gospod./ Non-profit institutions serving households | Tujina/ Rest of the world | EU/ European Union | EMU/ Members of the EMU | Ostale članice EU/ European Union, not EMU | Ostali (izven EU)/ Others (not EU) | | | | |
| S1311 | S1313 | S1314 | S14 | S15 | S2 | S21 | S2111 | S2112 | S22 | | | | |

A.1.5.

A.1.6. Nekonsolidirani finančni računi - vrednostne spremembe 2010

v mio EUR

| Vrsta post. | Oznaka | Finančni instrumenti | Institucionalni sektorji | | | | | | | | |
|----------------|--------|--|--|---|--|----------------------------------|--|--|--|--|-------------------------------|
| | | | S1 | S11 | S12 | S121 | S122 | S123 | S124 | S125 | S13 |
| FSR | F | Finančna sredstva | -1439 | -1984 | 158 | 22 | 341 | -196 | -36 | 27 | 1243 |
| FSR | 1 | Monetarno zlato in SDR | 43 | 0 | 43 | 43 | 0 | 0 | 0 | 0 | 0 |
| FSR | 2 | Gotovina in vloge | -814 | -53 | 1 | -28 | 22 | 4 | 0 | 2 | 138 |
| FSR | 21 | Gotovina | -951 | -4 | 2 | 0 | 2 | 0 | 0 | 0 | 0 |
| FSR | 22 | Prenosljive vloge | 56 | -31 | 11 | -38 | 11 | 13 | 20 | 5 | 10 |
| FSR | 29 | Druge vloge | 81 | -18 | -13 | 10 | 9 | -10 | -20 | -3 | 128 |
| FSR | 3 | Vrednostni papirji razen delnic | 394 | 52 | 335 | -9 | 306 | 1 | -2 | 40 | 9 |
| FSR | 331 | Kratkoročni | -27 | 14 | -41 | 0 | -40 | 0 | 0 | -1 | 0 |
| FSR | 332 | Dolgoročni | 87 | 8 | 74 | -28 | 61 | 1 | 0 | 40 | 8 |
| FSR | 34 | Izvedeni finančni instrumenti | 335 | 30 | 302 | 20 | 285 | 0 | -3 | 1 | 0 |
| FSR | 4 | Posojila | -280 | -308 | 95 | 0 | 251 | -151 | 1 | -6 | -40 |
| FSR | 41 | Kratkoročna | -547 | -505 | -24 | 0 | -7 | -14 | 1 | -4 | -1 |
| FSR | 42 | Dolgoročna | 268 | 197 | 119 | 0 | 258 | -137 | 0 | -2 | -40 |
| FSR | 5 | Delnice in drug lastniški kapital | 99 | -797 | -282 | 4 | -209 | -33 | -33 | -11 | 1216 |
| FSR | 511 | Delnice, ki kotirajo | -1264 | -284 | -209 | 0 | -89 | -61 | -25 | -34 | -560 |
| FSR | 512 | Delnice, ki ne kotirajo | 1101 | -377 | -69 | 4 | -52 | 0 | -1 | -20 | 1544 |
| FSR | 513 | Drug lastniški kapital | 22 | -142 | -70 | 0 | -71 | 8 | -4 | -3 | 217 |
| FSR | 52 | Delnice/enote investicijskih skladov | 240 | 5 | 65 | 0 | 3 | 19 | -3 | 47 | 15 |
| FSR | 6 | Zavarovalno tehnične rezervacije | 108 | 1 | -1 | 0 | 0 | 0 | 0 | -1 | 0 |
| FSR | 611 | Rezervacije iz življenjskih zavarovanj | 69 | 0 | 0 | 0 | 0 | 0 | 0 | 0 | 0 |
| FSR | 612 | Rezervacije iz pokojninskih zavarovanj | 38 | 0 | 0 | 0 | 0 | 0 | 0 | 0 | 0 |
| FSR | 62 | Druge tehnične rezervacije | 0 | 1 | -1 | 0 | 0 | 0 | 0 | -1 | 0 |
| FSR | 7 | Druge terjatve | -989 | -881 | -33 | 11 | -29 | -16 | -1 | 2 | -79 |
| FSR | 71 | Trgovinski krediti in avansi | -819 | -807 | 6 | 0 | 11 | -7 | 0 | 2 | 8 |
| FSR | 79 | Drugo | -170 | -73 | -40 | 11 | -40 | -10 | -1 | 0 | -88 |
| OBV | F | Obveznosti | -239 | -126 | 467 | 148 | 419 | -64 | -20 | -16 | -617 |
| OBV | 2 | Gotovina in vloge | 250 | 0 | 240 | 6 | 234 | 0 | 0 | 0 | 10 |
| OBV | 21 | Gotovina | -4 | 0 | -4 | -4 | 0 | 0 | 0 | 0 | 0 |
| OBV | 22 | Prenosljive vloge | 145 | 0 | 145 | 3 | 142 | 0 | 0 | 0 | 0 |
| OBV | 29 | Druge vloge | 109 | 0 | 99 | 7 | 92 | 0 | 0 | 0 | 10 |
| OBV | 3 | Vrednostni papirji razen delnic | 744 | 236 | 336 | 74 | 264 | -2 | 0 | 0 | 172 |
| OBV | 331 | Kratkoročni | 16 | 16 | 0 | 0 | 0 | 0 | 0 | 0 | 0 |
| OBV | 332 | Dolgoročni | 197 | 15 | 11 | 0 | 10 | 0 | 0 | 0 | 172 |
| OBV | 34 | Izvedeni finančni instrumenti | 531 | 206 | 325 | 74 | 254 | -2 | 0 | 0 | 0 |
| OBV | 4 | Posojila | -194 | -308 | 64 | 0 | 97 | -31 | -1 | 0 | -40 |
| OBV | 41 | Kratkoročna | -564 | -468 | -39 | 0 | 0 | -38 | -1 | 0 | -1 |
| OBV | 42 | Dolgoročna | 370 | 160 | 103 | 0 | 97 | 7 | 0 | 0 | -39 |
| OBV | 5 | Delnice in drug lastniški kapital | 1 | 899 | -189 | 59 | -71 | -34 | -17 | -126 | -708 |
| OBV | 511 | Delnice, ki kotirajo | -1482 | -1102 | -379 | 0 | -64 | -84 | 0 | -231 | 0 |
| OBV | 512 | Delnice, ki ne kotirajo | 1139 | 1807 | 35 | 0 | -6 | 35 | -16 | 22 | -704 |
| OBV | 513 | Drug lastniški kapital | 207 | 194 | 18 | 59 | 0 | -63 | -1 | 23 | -5 |
| OBV | 52 | Delnice/enote investicijskih skladov | 137 | 0 | 137 | 0 | 0 | 77 | 0 | 60 | 0 |
| OBV | 6 | Zavarovalno tehnične rezervacije | 107 | 0 | 107 | 0 | 0 | 0 | 0 | 107 | 0 |
| OBV | 611 | Rezervacije iz življenjskih zavarovanj | 68 | 0 | 68 | 0 | 0 | 0 | 0 | 68 | 0 |
| OBV | 612 | Rezervacije iz pokojninskih zavarovanj | 38 | 0 | 38 | 0 | 0 | 0 | 0 | 38 | 0 |
| OBV | 62 | Druge tehnične rezervacije | 1 | 0 | 1 | 0 | 0 | 0 | 0 | 1 | 0 |
| OBV | 7 | Druge obveznosti | -1147 | -953 | -90 | 10 | -105 | 4 | -1 | 3 | -51 |
| OBV | 71 | Trgovinski krediti in avansi | -862 | -822 | 4 | 0 | 0 | 4 | -1 | 2 | -5 |
| OBV | 79 | Drugo | -285 | -131 | -94 | 10 | -105 | -1 | 0 | 2 | -46 |
| NETO | | Neto finančna sredstva | -1200 | -1859 | -309 | -126 | -78 | -132 | -16 | 43 | 1860 |
| | | | Gospodarstvo Slovenije/ Total economy | Ne finančne družbe/ Non-financial corporations | Finančne družbe/ Financial corporations | Centralna banka/ Central Bank | Druge denarne finančne institucije/ Other monetary financial institutions | Drugi finančni posredniki/ Other financial intermediaries | Izvajalci pomožnih finančnih dejavnosti/ Financial auxiliaries | Zavarovalnice in pokojninski skladi/ Insurance corporations and pension funds | Država/ General government |
| | | | S1 | S11 | S12 | S121 | S122 | S123 | S124 | S125 | S13 |

Non-consolidated financial accounts - revaluation changes 2010 **A.1.6.**
EUR millions

| Institutional sectors | | | | | | | | | | | Financial instruments | Code | Item type | |
|---|-------------------------------------|--|------------------------------|---|------------------------------|-----------------------|----------------------------|---|---------------------------------------|------------------------------|-----------------------|------|-----------|--|
| S1311 | S1313 | S1314 | S14 | S15 | S2 | S21 | S2111 | S2112 | S22 | | | | | |
| 1365 | 13 | -136 | -856 | 1 | 881 | 445 | 3.399 | -2.954 | 436 | Financial assets | F | FAS | | |
| 0 | 0 | 0 | 0 | 0 | 0 | 0 | 0 | 0 | 0 | Monetary gold and SDRs | 1 | FAS | | |
| 132 | 2 | 3 | -901 | 1 | 55 | 42 | 42 | 0 | 13 | Currency and deposits | 2 | FAS | | |
| 0 | 0 | 0 | -949 | 0 | 0 | 0 | 0 | 0 | 0 | Currency | 21 | FAS | | |
| 7 | 3 | 0 | 63 | 2 | 7 | 0 | 0 | 0 | 7 | Transferable deposits | 22 | FAS | | |
| 125 | -1 | 4 | -15 | -1 | 48 | 42 | 42 | 0 | 6 | Other deposits | 29 | FAS | | |
| -6 | 0 | 15 | -4 | 3 | 448 | 182 | 2.997 | -2.815 | 266 | Securities other than shares | 3 | FAS | | |
| 0 | 0 | 0 | 0 | 0 | 0 | 0 | 0 | 0 | 0 | Short-term | 331 | FAS | | |
| -6 | 0 | 14 | -6 | 3 | 156 | -113 | 2.844 | -2.957 | 269 | Long-term | 332 | FAS | | |
| 0 | 0 | 0 | 1 | 0 | 292 | 295 | 153 | 142 | -3 | Financial derivatives | 34 | FAS | | |
| -38 | -2 | 0 | -27 | 0 | 258 | 137 | 254 | -116 | 121 | Loans | 4 | FAS | | |
| 0 | -1 | 0 | -18 | 0 | 67 | 68 | 55 | 12 | 0 | Short-term | 41 | FAS | | |
| -38 | -2 | 0 | -9 | 0 | 191 | 70 | 198 | -129 | 121 | Long-term | 42 | FAS | | |
| 1352 | 12 | -148 | -41 | 3 | 175 | 150 | 170 | -20 | 24 | Shares and other equity | 5 | FAS | | |
| -399 | -2 | -159 | -211 | 0 | -89 | -68 | -51 | -16 | -21 | Quoted shares | 511 | FAS | | |
| 1556 | -9 | -2 | 0 | 2 | 16 | -8 | -13 | 5 | 24 | Unquoted shares | 512 | FAS | | |
| 193 | 24 | 1 | 18 | -1 | 247 | 225 | 233 | -8 | 22 | Other equity | 513 | FAS | | |
| 2 | 0 | 13 | 153 | 2 | 1 | 1 | 1 | 0 | 0 | Mutual funds shares | 52 | FAS | | |
| 0 | 0 | 0 | 107 | 0 | 0 | 0 | 0 | 0 | 0 | Insurance technical reserves | 6 | FAS | | |
| 0 | 0 | 0 | 69 | 0 | 0 | 0 | 0 | 0 | 0 | Life insurance reserves | 611 | FAS | | |
| 0 | 0 | 0 | 38 | 0 | 0 | 0 | 0 | 0 | 0 | Pension fund reserves | 612 | FAS | | |
| 0 | 0 | 0 | 0 | 0 | 0 | 0 | 0 | 0 | 0 | Other technical reserves | 62 | FAS | | |
| -75 | 1 | -6 | 10 | -5 | -54 | -67 | -64 | -3 | 13 | Other accounts receivable | 7 | FAS | | |
| 11 | 0 | -2 | -25 | -1 | -25 | -59 | -45 | -15 | 35 | Trade credits and advances | 71 | FAS | | |
| -85 | 1 | -4 | 35 | -4 | -29 | -7 | -19 | 12 | -21 | Other | 79 | FAS | | |
| -25 | 0 | -593 | 32 | 5 | -362 | -535 | -625 | 90 | 174 | Liabilities | F | LIA | | |
| 10 | 0 | 0 | 0 | 0 | -1009 | -830 | -823 | -7 | -179 | Currency and deposits | 2 | LIA | | |
| 0 | 0 | 0 | 0 | 0 | -947 | -793 | -793 | 0 | -154 | Currency | 21 | LIA | | |
| 0 | 0 | 0 | 0 | 0 | -82 | -48 | -48 | 0 | -33 | Transferable deposits | 22 | LIA | | |
| 10 | 0 | 0 | 0 | 0 | 20 | 12 | 18 | -7 | 8 | Other deposits | 29 | LIA | | |
| 172 | 0 | 0 | 0 | 0 | 99 | 61 | 17 | 44 | 38 | Securities other than shares | 3 | LIA | | |
| 0 | 0 | 0 | 0 | 0 | -43 | -33 | -27 | -7 | -9 | Short-term | 331 | LIA | | |
| 172 | 0 | 0 | 0 | 0 | 46 | -6 | -29 | 23 | 52 | Long-term | 332 | LIA | | |
| 0 | 0 | 0 | 0 | 0 | 95 | 100 | 73 | 27 | -5 | Financial derivatives | 34 | LIA | | |
| -38 | -2 | 0 | 87 | 3 | 172 | 78 | 71 | 8 | 94 | Loans | 4 | LIA | | |
| -1 | 0 | 0 | -55 | 0 | 84 | 56 | 53 | 3 | 28 | Short-term | 41 | LIA | | |
| -37 | -2 | 0 | 142 | 3 | 88 | 22 | 17 | 5 | 66 | Long-term | 42 | LIA | | |
| -115 | 0 | -593 | 0 | 0 | 272 | 140 | 99 | 41 | 132 | Shares and other equity | 5 | LIA | | |
| 0 | 0 | 0 | 0 | 0 | 129 | 5 | -11 | 16 | 125 | Quoted shares | 511 | LIA | | |
| -110 | 0 | -593 | 0 | 0 | -22 | 3 | -15 | 18 | -25 | Unquoted shares | 512 | LIA | | |
| -5 | 0 | 0 | 0 | 0 | 61 | 60 | 59 | 1 | 1 | Other equity | 513 | LIA | | |
| 0 | 0 | 0 | 0 | 0 | 104 | 72 | 67 | 5 | 32 | Mutual funds shares | 52 | LIA | | |
| 0 | 0 | 0 | 0 | 0 | 0 | 0 | 0 | 0 | 0 | Insurance technical reserves | 6 | LIA | | |
| 0 | 0 | 0 | 0 | 0 | 1 | 1 | 1 | 0 | 0 | Life insurance reserves | 611 | LIA | | |
| 0 | 0 | 0 | 0 | 0 | 0 | 0 | 0 | 0 | 0 | Pension fund reserves | 612 | LIA | | |
| 0 | 0 | 0 | 0 | 0 | -1 | -1 | 0 | 0 | 0 | Other technical reserves | 62 | LIA | | |
| -53 | 2 | 0 | -55 | 2 | 104 | 15 | 10 | 5 | 89 | Other accounts payable | 7 | LIA | | |
| -5 | 0 | 0 | -41 | 1 | 18 | 21 | 19 | 1 | -3 | Trade credits and advances | 71 | LIA | | |
| -48 | 2 | 0 | -14 | 1 | 86 | -6 | -9 | 3 | 91 | Other | 79 | LIA | | |
| 1390 | 13 | 457 | -889 | -3 | 1243 | 980 | 4.024 | -3.044 | 262 | Net financial assets | | NETO | | |
| Centralna država/ Central government | Lokalna država/ Local government | Skladi socialne varnosti/ Social security funds | Gospodinjstva/ Households | Nepr. instit., ki opravljajo storitve za gospod./ Non-profit institutions serving households | Tujina/ Rest of the world | EU/ European Union | EMU/ Members of the EMU | Ostale članice EU/ European Union, not EMU | Ostali (izven EU)/ Others (not EU) | | | | | |
| S1311 | S1313 | S1314 | S14 | S15 | S2 | S21 | S2111 | S2112 | S22 | | | | | |

A.1.6.

A.1.7. Nekonsolidirani finančni računi - stanja 2010 (konec leta)

v mio EUR

| Vrsta post. | Oznaka | Finančni instrumenti | Institucionalni sektorji | | | | | | | | |
|----------------|--------|--|--|--|--|----------------------------------|--|--|--|--|-------------------------------|
| | | | S1 | S11 | S12 | S121 | S122 | S123 | S124 | S125 | S13 |
| FSR | F | Finančna sredstva | 182.204 | 45.527 | 77.096 | 8.521 | 52.377 | 8.476 | 377 | 7.344 | 20.518 |
| FSR | 1 | Monetarno zlato in SDR | 337 | 0 | 337 | 337 | 0 | 0 | 0 | 0 | 0 |
| FSR | 2 | Gotovina in vloge | 36.811 | 4.201 | 7.892 | 3.543 | 3.061 | 248 | 72 | 967 | 5.349 |
| FSR | 21 | Gotovina | 4.184 | 77 | 259 | 3 | 255 | 0 | 0 | 1 | 3 |
| FSR | 22 | Prenosljive vloge | 9.499 | 1.851 | 1.202 | 4 | 987 | 119 | 57 | 35 | 268 |
| FSR | 29 | Druge vloge | 23.129 | 2.273 | 6.431 | 3.537 | 1.819 | 129 | 15 | 932 | 5.078 |
| FSR | 3 | Vrednostni papirji razen delnic | 17.628 | 352 | 16.349 | 4.515 | 7.645 | 241 | 6 | 3.942 | 435 |
| FSR | 331 | Kratkoročni | 815 | 64 | 748 | 0 | 735 | 5 | 0 | 8 | 0 |
| FSR | 332 | Dolgoročni | 16.450 | 258 | 15.282 | 4.515 | 6.596 | 235 | 6 | 3.930 | 430 |
| FSR | 34 | Izvedeni finančni instrumenti | 362 | 30 | 319 | 0 | 314 | 1 | 0 | 4 | 5 |
| FSR | 4 | Posojila | 51.995 | 6.040 | 44.542 | 27 | 39.675 | 4.626 | 63 | 151 | 467 |
| FSR | 41 | Kratkoročna | 14.247 | 3.667 | 10.176 | 0 | 9.538 | 556 | 59 | 22 | 5 |
| FSR | 42 | Dolgoročna | 37.747 | 2.373 | 34.366 | 27 | 30.136 | 4.070 | 4 | 129 | 462 |
| FSR | 5 | Delnice in drug lastniški kapital | 47.616 | 18.134 | 6.722 | 91 | 1.769 | 2.877 | 155 | 1.830 | 11.308 |
| FSR | 511 | Delnice, ki kotirajo | 8.457 | 1.438 | 3.017 | 0 | 802 | 1.824 | 31 | 360 | 2.025 |
| FSR | 512 | Delnice, ki ne kotirajo | 13.703 | 5.593 | 1.757 | 27 | 686 | 603 | 87 | 355 | 5.226 |
| FSR | 513 | Drug lastniški kapital | 21.125 | 10.932 | 529 | 64 | 188 | 200 | 32 | 46 | 3.917 |
| FSR | 52 | Delnice/enote investicijskih skladov | 4.330 | 171 | 1.418 | 0 | 93 | 251 | 5 | 1.069 | 141 |
| FSR | 6 | Zavarovalno tehnične rezervacije | 5.012 | 438 | 229 | 0 | 43 | 1 | 0 | 184 | 9 |
| FSR | 611 | Rezervacije iz življenjskih zavarovanj | 2.310 | 0 | 0 | 0 | 0 | 0 | 0 | 0 | 0 |
| FSR | 612 | Rezervacije iz pokojninskih zavarovanj | 1.246 | 0 | 0 | 0 | 0 | 0 | 0 | 0 | 0 |
| FSR | 62 | Druge tehnične rezervacije | 1.456 | 438 | 229 | 0 | 43 | 1 | 0 | 184 | 9 |
| FSR | 7 | Druge terjatve | 22.804 | 16.361 | 1.024 | 8 | 184 | 484 | 80 | 269 | 2.949 |
| FSR | 71 | Trgovinski krediti in avansi | 15.814 | 14.312 | 512 | 0 | 9 | 283 | 19 | 202 | 326 |
| FSR | 79 | Drugo | 6.991 | 2.049 | 512 | 7 | 175 | 201 | 61 | 68 | 2.623 |
| OBV | F | Obveznosti | 198.390 | 90.002 | 75.407 | 7.860 | 50.372 | 9.375 | 377 | 7.422 | 20.366 |
| OBV | 2 | Gotovina in vloge | 37.790 | 0 | 35.832 | 7.067 | 28.765 | 0 | 0 | 0 | 1.958 |
| OBV | 21 | Gotovina | 3.686 | 0 | 3.640 | 3.640 | 0 | 0 | 0 | 0 | 46 |
| OBV | 22 | Prenosljive vloge | 11.531 | 0 | 11.531 | 2.899 | 8.633 | 0 | 0 | 0 | 0 |
| OBV | 29 | Druge vloge | 22.573 | 0 | 20.661 | 528 | 20.132 | 0 | 0 | 0 | 1.912 |
| OBV | 3 | Vrednostni papirji razen delnic | 19.649 | 1.033 | 5.494 | 11 | 5.419 | 11 | 4 | 49 | 13.122 |
| OBV | 331 | Kratkoročni | 106 | 66 | 15 | 0 | 15 | 0 | 0 | 0 | 25 |
| OBV | 332 | Dolgoročni | 18.990 | 775 | 5.118 | 0 | 5.065 | 0 | 4 | 49 | 13.097 |
| OBV | 34 | Izvedeni finančni instrumenti | 553 | 192 | 361 | 11 | 338 | 11 | 0 | 0 | 0 |
| OBV | 4 | Posojila | 64.429 | 33.717 | 18.130 | 0 | 11.709 | 6.169 | 191 | 61 | 1.576 |
| OBV | 41 | Kratkoročna | 13.009 | 10.186 | 1.447 | 0 | 0 | 1.290 | 147 | 11 | 36 |
| OBV | 42 | Dolgoročna | 51.420 | 23.531 | 16.683 | 0 | 11.709 | 4.879 | 45 | 51 | 1.540 |
| OBV | 5 | Delnice in drug lastniški kapital | 49.279 | 38.226 | 10.230 | 742 | 4.278 | 2.978 | 119 | 2.112 | 823 |
| OBV | 511 | Delnice, ki kotirajo | 7.004 | 5.631 | 1.373 | 0 | 625 | 262 | 5 | 482 | 0 |
| OBV | 512 | Delnice, ki ne kotirajo | 16.316 | 11.282 | 4.273 | 0 | 3.641 | 148 | 66 | 418 | 762 |
| OBV | 513 | Drug lastniški kapital | 22.632 | 21.314 | 1.257 | 742 | 0 | 393 | 49 | 73 | 61 |
| OBV | 52 | Delnice/enote investicijskih skladov | 3.328 | 0 | 3.328 | 0 | 12 | 2.175 | 0 | 1.140 | 0 |
| OBV | 6 | Zavarovalno tehnične rezervacije | 5.015 | 0 | 5.015 | 0 | 0 | 0 | 0 | 5.015 | 0 |
| OBV | 611 | Rezervacije iz življenjskih zavarovanj | 2.216 | 0 | 2.216 | 0 | 0 | 0 | 0 | 2.216 | 0 |
| OBV | 612 | Rezervacije iz pokojninskih zavarovanj | 1.249 | 0 | 1.249 | 0 | 0 | 0 | 0 | 1.249 | 0 |
| OBV | 62 | Druge tehnične rezervacije | 1.550 | 0 | 1.550 | 0 | 0 | 0 | 0 | 1.550 | 0 |
| OBV | 7 | Druge obveznosti | 22.229 | 17.026 | 706 | 40 | 201 | 218 | 63 | 184 | 2.887 |
| OBV | 71 | Trgovinski krediti in avansi | 15.425 | 12.976 | 306 | 2 | 39 | 130 | 18 | 118 | 1.036 |
| OBV | 79 | Drugo | 6.804 | 4.050 | 400 | 38 | 162 | 88 | 45 | 67 | 1.852 |
| NETO | | Neto finančna sredstva | -16.186 | -44.475 | 1.689 | 660 | 2.005 | -899 | 0 | -78 | 151 |
| | | | Gospodarstvo Slovenije/ Total economy | Neфинанčne družbe/ Non-financial corporations | Finančne družbe/ Financial corporations | Centralna banka/ Central Bank | Druge denarne finančne institucije/ Other monetary financial institutions | Druzi finančni posredniki/ Other financial intermediaries | Izvajalci pomožnih finančnih dejavnosti/ Financial auxiliaries | Zavarovalnice in pokojninski skladi/ Insurance corporations and pension funds | Država/ General government |
| | | | S1 | S11 | S12 | S121 | S122 | S123 | S124 | S125 | S13 |

Non-consolidated financial accounts - outstanding amounts 2010 (end of year)

A.1.7.

EUR millions

| Institutional sectors | | | | | | | | | | | Financial instruments | Code | Item type |
|---|-------------------------------------|--|------------------------------|---|------------------------------|-----------------------|----------------------------|---|---------------------------------------|------------------------------|-----------------------|------|-----------|
| S1311 | S1313 | S1314 | S14 | S15 | S2 | S21 | S2111 | S2112 | S22 | | | | |
| 17.568 | 1221 | 1729 | 38.523 | 540 | 50.087 | 44.415 | 38.813 | 5.602 | 5.672 | Financial assets | F | FAS | |
| 0 | 0 | 0 | 0 | 0 | 0 | 0 | 0 | 0 | 0 | Monetary gold and SDRs | 1 | FAS | |
| 4.925 | 331 | 93 | 19.054 | 316 | 6.793 | 6.382 | 6.300 | 82 | 411 | Currency and deposits | 2 | FAS | |
| 1 | 2 | 0 | 3.846 | 0 | 96 | 96 | 96 | 0 | 0 | Currency | 21 | FAS | |
| 108 | 156 | 4 | 6.031 | 146 | 2.365 | 2.176 | 2.159 | 17 | 190 | Transferable deposits | 22 | FAS | |
| 4.816 | 172 | 90 | 9.177 | 170 | 4.332 | 4.110 | 4.046 | 65 | 221 | Other deposits | 29 | FAS | |
| 222 | 1 | 213 | 443 | 48 | 11.565 | 10.825 | 9.450 | 1.375 | 740 | Securities other than shares | 3 | FAS | |
| 0 | 0 | 0 | 3 | 0 | 0 | 0 | 0 | 0 | 0 | Short-term | 331 | FAS | |
| 217 | 0 | 213 | 432 | 48 | 11.253 | 10.534 | 9.306 | 1.228 | 719 | Long-term | 332 | FAS | |
| 5 | 0 | 0 | 8 | 0 | 312 | 291 | 144 | 147 | 21 | Financial derivatives | 34 | FAS | |
| 458 | 9 | 0 | 933 | 13 | 17.901 | 16.796 | 13.786 | 3.010 | 1.105 | Loans | 4 | FAS | |
| 4 | 1 | 0 | 393 | 7 | 865 | 754 | 498 | 256 | 111 | Short-term | 41 | FAS | |
| 454 | 8 | 0 | 540 | 6 | 17.036 | 16.042 | 13.288 | 2.753 | 994 | Long-term | 42 | FAS | |
| 9.774 | 473 | 1.061 | 11.363 | 89 | 8.634 | 6.580 | 6.080 | 501 | 2.054 | Shares and other equity | 5 | FAS | |
| 1.360 | 9 | 657 | 1.970 | 6 | 705 | 395 | 318 | 77 | 310 | Quoted shares | 511 | FAS | |
| 4.966 | 68 | 192 | 1.081 | 46 | 3.320 | 2.504 | 2.407 | 96 | 816 | Unquoted shares | 512 | FAS | |
| 3.409 | 391 | 117 | 5.722 | 25 | 4.593 | 3.671 | 3.344 | 327 | 922 | Other equity | 513 | FAS | |
| 40 | 5 | 95 | 2.589 | 11 | 16 | 11 | 10 | 1 | 6 | Mutual funds shares | 52 | FAS | |
| 6 | 1 | 3 | 4.335 | 1 | 115 | 68 | 38 | 31 | 47 | Insurance technical reserves | 6 | FAS | |
| 0 | 0 | 0 | 2.310 | 0 | 2 | 1 | 0 | 1 | 1 | Life insurance reserves | 611 | FAS | |
| 0 | 0 | 0 | 1.246 | 0 | 2 | 0 | 0 | 0 | 2 | Pension fund reserves | 612 | FAS | |
| 6 | 1 | 3 | 779 | 1 | 112 | 67 | 37 | 30 | 44 | Other technical reserves | 62 | FAS | |
| 2.183 | 407 | 359 | 2.396 | 74 | 5.079 | 3.763 | 3.159 | 604 | 1.316 | Other accounts receivable | 7 | FAS | |
| 133 | 177 | 16 | 642 | 22 | 4.777 | 3.563 | 2.985 | 579 | 1.214 | Trade credits and advances | 71 | FAS | |
| 2.050 | 230 | 343 | 1.754 | 52 | 302 | 200 | 175 | 25 | 102 | Other | 79 | FAS | |
| 18.233 | 1.249 | 884 | 12.453 | 163 | 33.563 | 19.656 | 17.004 | 2.652 | 13.907 | Liabilities | F | LIA | |
| 1.958 | 0 | 0 | 0 | 0 | 5.814 | 4.639 | 4.376 | 263 | 1.175 | Currency and deposits | 2 | LIA | |
| 46 | 0 | 0 | 0 | 0 | 594 | 3 | 0 | 3 | 591 | Currency | 21 | LIA | |
| 0 | 0 | 0 | 0 | 0 | 332 | 218 | 183 | 35 | 114 | Transferable deposits | 22 | LIA | |
| 1.912 | 0 | 0 | 0 | 0 | 4.887 | 4.418 | 4.193 | 225 | 469 | Other deposits | 29 | LIA | |
| 13.122 | 0 | 0 | 0 | 0 | 9.545 | 8.280 | 7.288 | 992 | 1.265 | Securities other than shares | 3 | LIA | |
| 25 | 0 | 0 | 0 | 0 | 709 | 702 | 699 | 3 | 8 | Short-term | 331 | LIA | |
| 13.097 | 0 | 0 | 0 | 0 | 8.713 | 7.460 | 6.508 | 952 | 1.252 | Long-term | 332 | LIA | |
| 0 | 0 | 0 | 0 | 0 | 122 | 118 | 81 | 37 | 5 | Financial derivatives | 34 | LIA | |
| 891 | 633 | 52 | 10.896 | 109 | 5.467 | 1.498 | 1.206 | 292 | 3.969 | Loans | 4 | LIA | |
| 8 | 28 | 0 | 1.311 | 29 | 2.104 | 710 | 569 | 141 | 1.394 | Short-term | 41 | LIA | |
| 883 | 605 | 52 | 9.585 | 81 | 3.363 | 788 | 637 | 151 | 2.575 | Long-term | 42 | LIA | |
| 170 | 0 | 652 | 0 | 0 | 6.972 | 2.253 | 1.932 | 321 | 4.719 | Shares and other equity | 5 | LIA | |
| 0 | 0 | 0 | 0 | 0 | 2.159 | 658 | 515 | 143 | 1.500 | Quoted shares | 511 | LIA | |
| 110 | 0 | 652 | 0 | 0 | 707 | 252 | 169 | 83 | 455 | Unquoted shares | 512 | LIA | |
| 61 | 0 | 0 | 0 | 0 | 3.087 | 596 | 523 | 73 | 2.491 | Other equity | 513 | LIA | |
| 0 | 0 | 0 | 0 | 0 | 1.019 | 747 | 725 | 22 | 272 | Mutual funds shares | 52 | LIA | |
| 0 | 0 | 0 | 0 | 0 | 113 | 106 | 93 | 13 | 7 | Insurance technical reserves | 6 | LIA | |
| 0 | 0 | 0 | 0 | 0 | 96 | 92 | 81 | 12 | 4 | Life insurance reserves | 611 | LIA | |
| 0 | 0 | 0 | 0 | 0 | 0 | 0 | 0 | 0 | 0 | Pension fund reserves | 612 | LIA | |
| 0 | 0 | 0 | 0 | 0 | 17 | 14 | 12 | 2 | 3 | Other technical reserves | 62 | LIA | |
| 2.092 | 616 | 179 | 1.556 | 53 | 5.654 | 2.881 | 2.110 | 771 | 2.773 | Other accounts payable | 7 | LIA | |
| 688 | 303 | 44 | 1.060 | 47 | 5.166 | 2.627 | 1.901 | 726 | 2.539 | Trade credits and advances | 71 | LIA | |
| 1.404 | 312 | 135 | 497 | 6 | 488 | 254 | 208 | 46 | 234 | Other | 79 | LIA | |
| -666 | -28 | 845 | 26.071 | 378 | 16.524 | 24.759 | 21.809 | 2.950 | -8.235 | Net financial assets | | NETO | |
| Centralna država/ Central government | Lokalna država/ Local government | Skladi socialne varnosti/ Social security funds | Gospodinjstva/ Households | Nepr. instit., ki opravljajo storitve za gospod./ Non-profit institutions serving households | Tujina/ Rest of the world | EU/ European Union | EMU/ Members of the EMU | Ostale članice EU/ European Union, not EMU | Ostali (izven EU)/ Others (not EU) | | | | |
| S1311 | S1313 | S1314 | S14 | S15 | S2 | S21 | S2111 | S2112 | S22 | | | | |

A.1.7.

A.1.8. Nekonsolidirani finančni računi - transakcije 2011

v mio EUR

A.1.8.

| Vrsta post. | Oznaka | Finančni instrumenti | Institucionalni sektorji | | | | | | | | |
|----------------|--------|--|--|--|--|----------------------------------|--|--|--|--|-------------------------------|
| | | | S1 | S11 | S12 | S121 | S122 | S123 | S124 | S125 | S13 |
| FSR | F | Finančna sredstva | 4.693 | 254 | 1.063 | 1.790 | -647 | -627 | -9 | 556 | 2.120 |
| FSR | 1 | Monetarno zlato in SDR | 11 | 0 | 11 | 11 | 0 | 0 | 0 | 0 | 0 |
| FSR | 2 | Gotovina in vloge | 3.269 | -8 | 281 | -112 | 203 | 25 | -3 | 168 | 1.499 |
| FSR | 21 | Gotovina | 1.255 | 17 | 5 | -1 | 5 | 0 | 1 | 0 | -1 |
| FSR | 22 | Prenosljive vloge | 627 | -28 | 378 | -3 | 419 | 18 | -41 | -15 | 66 |
| FSR | 29 | Druge vloge | 1.386 | 3 | -102 | -109 | -220 | 7 | 37 | 183 | 1.434 |
| FSR | 3 | Vrednostni papirji razen delnic | 80 | -95 | 265 | 391 | -259 | 32 | 1 | 100 | -105 |
| FSR | 331 | Kratkoročni | -396 | 2 | -400 | 0 | -429 | 5 | 0 | 24 | 0 |
| FSR | 332 | Dolgoročni | 731 | -3 | 835 | 412 | 331 | 17 | 1 | 75 | -113 |
| FSR | 34 | Izvedeni finančni instrumenti | -256 | -94 | -170 | -21 | -160 | 10 | 0 | 1 | 8 |
| FSR | 4 | Posojila | 1.015 | 534 | 320 | 1.492 | -687 | -523 | -7 | 45 | 263 |
| FSR | 41 | Kratkoročna | -574 | 288 | -805 | 0 | -804 | 7 | -7 | -1 | -2 |
| FSR | 42 | Dolgoročna | 1.589 | 247 | 1.125 | 1.492 | 118 | -530 | -1 | 46 | 266 |
| FSR | 5 | Delnice in drug lastniški kapital | 355 | 161 | 210 | 5 | 102 | -145 | 2 | 247 | 80 |
| FSR | 511 | Delnice, ki kotirajo | -149 | 93 | -64 | 0 | 13 | -111 | -1 | 34 | -83 |
| FSR | 512 | Delnice, ki ne kotirajo | 236 | -79 | 144 | 0 | 70 | -8 | -6 | 89 | 158 |
| FSR | 513 | Drug lastniški kapital | 216 | 168 | 19 | 5 | 30 | -28 | 3 | 9 | 8 |
| FSR | 52 | Delnice/enote investicijskih skladov | 53 | -21 | 111 | 0 | -12 | 2 | 6 | 114 | -3 |
| FSR | 6 | Zavarovalno tehnične rezervacije | 88 | 0 | -3 | 0 | -2 | 0 | 0 | -2 | 0 |
| FSR | 611 | Rezervacije iz življenjskih zavarovanj | 109 | 0 | 0 | 0 | 0 | 0 | 0 | 0 | 0 |
| FSR | 612 | Rezervacije iz pokojninskih zavarovanj | -10 | 0 | 0 | 0 | 0 | 0 | 0 | 0 | 0 |
| FSR | 62 | Druge tehnične rezervacije | -12 | 0 | -3 | 0 | -2 | 0 | 0 | -2 | 0 |
| FSR | 7 | Druge terjatve | -124 | -339 | -22 | 3 | -5 | -16 | -2 | -3 | 383 |
| FSR | 71 | Trgovinski krediti in avansi | -437 | -358 | -57 | 0 | -2 | -52 | 3 | -6 | 50 |
| FSR | 79 | Drugo | 313 | 19 | 35 | 3 | -3 | 37 | -5 | 4 | 333 |
| OBV | F | Obveznosti | 4.506 | 194 | -69 | 1.636 | -1.484 | -592 | -15 | 387 | 4.339 |
| OBV | 2 | Gotovina in vloge | 1.533 | 0 | 782 | 1.676 | -893 | 0 | 0 | 0 | 750 |
| OBV | 21 | Gotovina | 211 | 0 | 207 | 207 | 0 | 0 | 0 | 0 | 4 |
| OBV | 22 | Prenosljive vloge | 1.103 | 0 | 1.103 | 895 | 208 | 0 | 0 | 0 | 0 |
| OBV | 29 | Druge vloge | 219 | 0 | -527 | 574 | -1.101 | 0 | 0 | 0 | 747 |
| OBV | 3 | Vrednostni papirji razen delnic | 1.801 | -129 | -1.086 | -41 | -1.048 | 4 | -2 | 0 | 3.017 |
| OBV | 331 | Kratkoročni | 154 | 7 | 143 | 0 | 143 | 0 | 0 | 0 | 3 |
| OBV | 332 | Dolgoročni | 2.028 | -14 | -971 | 0 | -969 | 0 | -2 | -1 | 3.014 |
| OBV | 34 | Izvedeni finančni instrumenti | -381 | -122 | -258 | -41 | -222 | 4 | 0 | 1 | 0 |
| OBV | 4 | Posojila | 612 | 704 | -286 | 0 | 311 | -582 | -11 | -4 | 115 |
| OBV | 41 | Kratkoročna | -265 | -86 | -125 | 0 | 0 | -117 | -15 | 7 | -6 |
| OBV | 42 | Dolgoročna | 877 | 791 | -161 | 0 | 311 | -466 | 4 | -11 | 121 |
| OBV | 5 | Delnice in drug lastniški kapital | 491 | 94 | 397 | 0 | 178 | -40 | 3 | 256 | 0 |
| OBV | 511 | Delnice, ki kotirajo | 125 | -11 | 136 | 0 | 104 | 32 | 0 | 0 | 0 |
| OBV | 512 | Delnice, ki ne kotirajo | 171 | -58 | 229 | 0 | 61 | 0 | 0 | 167 | 0 |
| OBV | 513 | Drug lastniški kapital | 185 | 163 | 22 | 0 | 0 | 20 | 3 | 0 | 0 |
| OBV | 52 | Delnice/enote investicijskih skladov | 10 | 0 | 10 | 0 | 13 | -92 | 0 | 89 | 0 |
| OBV | 6 | Zavarovalno tehnične rezervacije | 116 | 0 | 116 | 0 | 0 | 0 | 0 | 116 | 0 |
| OBV | 611 | Rezervacije iz življenjskih zavarovanj | 111 | 0 | 111 | 0 | 0 | 0 | 0 | 111 | 0 |
| OBV | 612 | Rezervacije iz pokojninskih zavarovanj | -10 | 0 | -10 | 0 | 0 | 0 | 0 | -10 | 0 |
| OBV | 62 | Druge tehnične rezervacije | 15 | 0 | 15 | 0 | 0 | 0 | 0 | 15 | 0 |
| OBV | 7 | Druge obveznosti | -46 | -475 | 8 | 1 | -33 | 27 | -5 | 18 | 457 |
| OBV | 71 | Trgovinski krediti in avansi | -521 | -441 | 14 | 3 | 7 | 5 | 5 | -6 | -55 |
| OBV | 79 | Drugo | 476 | -33 | -6 | -2 | -39 | 21 | -10 | 24 | 511 |
| NETO | | Neto finančna sredstva | 187 | 60 | 1.131 | 155 | 837 | -35 | 6 | 169 | -2.219 |
| | | | Gospodarstvo Slovenije/ Total economy | Neфинанčne družbe/ Non-financial corporations | Finančne družbe/ Financial corporations | Centralna banka/ Central Bank | Druge denarne finančne institucije/ Other monetary financial institutions | Drugi finančni posredniki/ Other financial intermediaries | Izvajalci pomožnih finančnih dejavnosti/ Financial auxiliaries | Zavarovalnice in pokojninski skladi/ Insurance corporations and pension funds | Država/ General government |
| | | | S1 | S11 | S12 | S121 | S122 | S123 | S124 | S125 | S13 |

Non-consolidated financial accounts - transactions 2011 **A.1.8.**

EUR millions

| Institutional sectors | | | | | | | | | | | Financial instruments | Code | Item type |
|---|-------------------------------------|--|------------------------------|---|------------------------------|-----------------------|----------------------------|---|---------------------------------------|------------------------------|-----------------------|------|-----------|
| S1311 | S1313 | S1314 | S14 | S15 | S2 | S21 | S2111 | S2112 | S22 | | | | |
| 2.050 | 5 | 66 | 1272 | -15 | 1.126 | 426 | 262 | 165 | 700 | Financial assets | F | FAS | |
| 0 | 0 | 0 | 0 | 0 | -11 | 0 | 0 | 0 | -11 | Monetary gold and SDRs | 1 | FAS | |
| 1440 | -4 | 63 | 1502 | -5 | -497 | -472 | -475 | 3 | -25 | Currency and deposits | 2 | FAS | |
| -1 | -1 | 0 | 1234 | 0 | 9 | 9 | 9 | 0 | 0 | Currency | 21 | FAS | |
| 79 | -13 | 0 | 200 | 10 | 642 | 651 | 647 | 4 | -10 | Transferable deposits | 22 | FAS | |
| 1361 | 10 | 63 | 68 | -15 | -1148 | -1132 | -1131 | -1 | -16 | Other deposits | 29 | FAS | |
| -17 | 0 | -87 | 20 | -6 | 1.755 | 1.476 | 1.099 | 377 | 279 | Securities other than shares | 3 | FAS | |
| 0 | 0 | 0 | 2 | 0 | 150 | 150 | 150 | 0 | 0 | Short-term | 331 | FAS | |
| -16 | 0 | -97 | 19 | -6 | 1.779 | 1.495 | 1.045 | 451 | 283 | Long-term | 332 | FAS | |
| -1 | 0 | 9 | 0 | 0 | -174 | -169 | -95 | -74 | -5 | Financial derivatives | 34 | FAS | |
| 265 | -1 | 0 | -93 | -10 | -360 | -580 | -363 | -217 | 220 | Loans | 4 | FAS | |
| -2 | -1 | 0 | -50 | -5 | 182 | 156 | 134 | 22 | 26 | Short-term | 41 | FAS | |
| 267 | -1 | 0 | -43 | -5 | -542 | -736 | -497 | -239 | 194 | Long-term | 42 | FAS | |
| -19 | 5 | 93 | -94 | -1 | 82 | 130 | 90 | 39 | -48 | Shares and other equity | 5 | FAS | |
| -31 | 0 | -52 | -94 | -2 | 160 | 74 | 30 | 44 | 86 | Quoted shares | 511 | FAS | |
| 6 | 0 | 152 | 9 | 4 | -54 | 70 | 74 | -4 | -124 | Unquoted shares | 512 | FAS | |
| 2 | 6 | 0 | 20 | 0 | -26 | -15 | -14 | -1 | -11 | Other equity | 513 | FAS | |
| 4 | 0 | -7 | -29 | -4 | 2 | 1 | 1 | 0 | 1 | Mutual funds shares | 52 | FAS | |
| 1 | 0 | 0 | 91 | 0 | 27 | 12 | 3 | 9 | 14 | Insurance technical reserves | 6 | FAS | |
| 0 | 0 | 0 | 109 | 0 | 0 | 0 | 0 | 0 | 0 | Life insurance reserves | 611 | FAS | |
| 0 | 0 | 0 | -10 | 0 | 0 | 0 | 0 | 0 | 0 | Pension fund reserves | 612 | FAS | |
| 1 | 0 | 0 | -9 | 0 | 27 | 12 | 3 | 9 | 15 | Other technical reserves | 62 | FAS | |
| 381 | 5 | -3 | -154 | 7 | 132 | -140 | -93 | -47 | 272 | Other accounts receivable | 7 | FAS | |
| 46 | -1 | 5 | -71 | -2 | -41 | -115 | -75 | -39 | 74 | Trade credits and advances | 71 | FAS | |
| 335 | 6 | -8 | -83 | 9 | 173 | -25 | -18 | -8 | 198 | Other | 79 | FAS | |
| 4.289 | -10 | 60 | 62 | -20 | 1.314 | 1.456 | 1.417 | 38 | -142 | Liabilities | F | LIA | |
| 750 | 0 | 0 | 0 | 0 | 1.239 | 1.049 | 1.159 | -110 | 190 | Currency and deposits | 2 | LIA | |
| 4 | 0 | 0 | 0 | 0 | 1.053 | 876 | 876 | 0 | 177 | Currency | 21 | LIA | |
| 0 | 0 | 0 | 0 | 0 | 166 | 143 | 122 | 21 | 23 | Transferable deposits | 22 | LIA | |
| 747 | 0 | 0 | 0 | 0 | 19 | 30 | 161 | -131 | -11 | Other deposits | 29 | LIA | |
| 3.017 | 0 | 0 | -1 | 0 | 34 | 142 | 30 | 112 | -108 | Securities other than shares | 3 | LIA | |
| 3 | 0 | 0 | 0 | 0 | -400 | -404 | -401 | -4 | 4 | Short-term | 331 | LIA | |
| 3.014 | 0 | 0 | 0 | 0 | 482 | 611 | 487 | 125 | -129 | Long-term | 332 | LIA | |
| 0 | 0 | 0 | -1 | 0 | -48 | -65 | -56 | -9 | 17 | Financial derivatives | 34 | LIA | |
| 58 | 57 | 0 | 84 | -6 | 43 | 366 | 293 | 73 | -323 | Loans | 4 | LIA | |
| -4 | -2 | 0 | -48 | 0 | -127 | 210 | 119 | 91 | -337 | Short-term | 41 | LIA | |
| 62 | 59 | 0 | 132 | -6 | 170 | 156 | 174 | -18 | 14 | Long-term | 42 | LIA | |
| 0 | 0 | 0 | 0 | 0 | -53 | -27 | 3 | -29 | -27 | Shares and other equity | 5 | LIA | |
| 0 | 0 | 0 | 0 | 0 | -114 | -42 | -35 | -7 | -72 | Quoted shares | 511 | LIA | |
| 0 | 0 | 0 | 0 | 0 | 11 | -9 | 6 | -15 | 20 | Unquoted shares | 512 | LIA | |
| 0 | 0 | 0 | 0 | 0 | 4 | -35 | -35 | 0 | 39 | Other equity | 513 | LIA | |
| 0 | 0 | 0 | 0 | 0 | 45 | 60 | 67 | -8 | -15 | Mutual funds shares | 52 | LIA | |
| 0 | 0 | 0 | 0 | 0 | -2 | -1 | 0 | -1 | -1 | Insurance technical reserves | 6 | LIA | |
| 0 | 0 | 0 | 0 | 0 | -2 | -1 | 1 | -2 | -2 | Life insurance reserves | 611 | LIA | |
| 0 | 0 | 0 | 0 | 0 | 0 | 0 | 0 | 0 | 0 | Pension fund reserves | 612 | LIA | |
| 0 | 0 | 0 | 0 | 0 | 1 | 0 | -1 | 1 | 1 | Other technical reserves | 62 | LIA | |
| 463 | -66 | 60 | -22 | -14 | 53 | -74 | -67 | -7 | 127 | Other accounts payable | 7 | LIA | |
| -15 | -48 | 9 | -24 | -15 | 44 | -75 | -75 | 0 | 119 | Trade credits and advances | 71 | LIA | |
| 478 | -18 | 51 | 3 | 1 | 10 | 1 | 8 | -7 | 8 | Other | 79 | LIA | |
| -2.239 | 14 | 5 | 1.211 | 5 | -187 | -1.029 | -1.156 | 127 | 842 | Net financial assets | | NETO | |
| Centralna država/ Central government | Lokalna država/ Local government | Skladi socialne varnosti/ Social security funds | Gospodinjstva/ Households | Nepr. instit., ki opravljajo storitve za gospod./ Non-profit institutions serving households | Tujina/ Rest of the world | EU/ European Union | EMU/ Members of the EMU | Ostale članice EU/ European Union, not EMU | Ostali (izven EU)/ Others (not EU) | | | | |
| S1311 | S1313 | S1314 | S14 | S15 | S2 | S21 | S2111 | S2112 | S22 | | | | |

A.1.8.

A.1.9. Nekonsolidirani finančni računi - vrednostne spremembe 2011

v mio EUR

| Vrsta post. | Oznaka | Finančni instrumenti | Institucionalni sektorji | | | | | | | | |
|-------------|--------|--|--|--|--|----------------------------------|--|--|--|--|-------------------------------|
| | | | S1 | S11 | S12 | S121 | S122 | S123 | S124 | S125 | S13 |
| FSR | F | Finančna sredstva | -5.252 | -1.172 | -1.351 | -133 | -247 | -583 | -21 | -367 | -282 |
| FSR | 1 | Monetarno zlato in SDR | 23 | 0 | 23 | 23 | 0 | 0 | 0 | 0 | 0 |
| FSR | 2 | Gotovina in vloge | -782 | -6 | 60 | 11 | 21 | -13 | 25 | 15 | 92 |
| FSR | 21 | Gotovina | -1.053 | -10 | 2 | 0 | 2 | 0 | 0 | 0 | -1 |
| FSR | 22 | Prenosljive vloge | 94 | 31 | 31 | 3 | 16 | -9 | 22 | -1 | -18 |
| FSR | 29 | Druge vloge | 176 | -27 | 27 | 8 | 3 | -3 | 3 | 16 | 111 |
| FSR | 3 | Vrednostni papirji razen delnic | -263 | 56 | -313 | -163 | 0 | -2 | 0 | -149 | 10 |
| FSR | 331 | Kratkoročni | 16 | -10 | 25 | 0 | 23 | 0 | 0 | 2 | 0 |
| FSR | 332 | Dolgoročni | -562 | -26 | -539 | -183 | -204 | -1 | 0 | -150 | 19 |
| FSR | 34 | Izvedeni finančni instrumenti | 284 | 91 | 201 | 21 | 182 | 0 | 0 | -1 | -9 |
| FSR | 4 | Posojila | 332 | 370 | 64 | 1 | 87 | -18 | -5 | -1 | 32 |
| FSR | 41 | Kratkoročna | 400 | -110 | 582 | 0 | 641 | -53 | -5 | 0 | 0 |
| FSR | 42 | Dolgoročna | -69 | 481 | -518 | 1 | -554 | 35 | 0 | -1 | 32 |
| FSR | 5 | Delnice in drug lastniški kapital | -3.827 | -1.093 | -1.132 | -6 | -320 | -529 | -40 | -236 | -419 |
| FSR | 511 | Delnice, ki kotirajo | -2.309 | -461 | -736 | 0 | -200 | -426 | -11 | -99 | -645 |
| FSR | 512 | Delnice, ki ne kotirajo | -1.260 | -1.033 | -151 | -6 | -71 | -36 | -26 | -11 | -45 |
| FSR | 513 | Drug lastniški kapital | 146 | 407 | -78 | 0 | -43 | -29 | -3 | -4 | 284 |
| FSR | 52 | Delnice/enote investicijskih skladov | -404 | -6 | -167 | 0 | -7 | -37 | -1 | -122 | -14 |
| FSR | 6 | Zavarovalno tehnične rezervacije | -118 | 5 | 0 | 0 | 0 | 0 | 0 | 0 | 0 |
| FSR | 611 | Rezervacije iz življenjskih zavarovanj | -85 | 0 | 0 | 0 | 0 | 0 | 0 | 0 | 0 |
| FSR | 612 | Rezervacije iz pokojninskih zavarovanj | 3 | 0 | 0 | 0 | 0 | 0 | 0 | 0 | 0 |
| FSR | 62 | Druge tehnične rezervacije | -37 | 5 | 0 | 0 | 0 | 0 | 0 | 0 | 0 |
| FSR | 7 | Druge terjatve | -616 | -503 | -55 | 0 | -35 | -22 | -1 | 3 | 4 |
| FSR | 71 | Trgovinski krediti in avansi | -587 | -612 | 31 | 0 | 1 | 27 | 0 | 2 | 29 |
| FSR | 79 | Drugo | -29 | 109 | -85 | 0 | -36 | -49 | -1 | 1 | -25 |
| OBV | F | Obveznosti | -5.346 | -2.747 | -896 | 23 | -190 | -471 | -23 | -234 | -1.634 |
| OBV | 2 | Gotovina in vloge | 268 | 0 | 268 | 1 | 267 | 0 | 0 | 0 | 0 |
| OBV | 21 | Gotovina | -4 | 0 | -4 | -4 | 0 | 0 | 0 | 0 | 0 |
| OBV | 22 | Prenosljive vloge | 22 | 0 | 22 | 0 | 21 | 0 | 0 | 0 | 0 |
| OBV | 29 | Druge vloge | 250 | 0 | 250 | 4 | 246 | 0 | 0 | 0 | 0 |
| OBV | 3 | Vrednostni papirji razen delnic | -1.557 | 25 | 226 | 33 | 193 | 1 | 0 | 0 | -1.809 |
| OBV | 331 | Kratkoročni | 15 | -11 | 26 | 0 | 26 | 0 | 0 | 0 | 0 |
| OBV | 332 | Dolgoročni | -1.880 | -41 | -29 | 0 | -30 | 0 | 0 | 0 | -1.809 |
| OBV | 34 | Izvedeni finančni instrumenti | 308 | 77 | 230 | 33 | 197 | 1 | 0 | -1 | 0 |
| OBV | 4 | Posojila | 248 | 89 | 7 | 0 | 34 | -11 | -16 | 0 | 171 |
| OBV | 41 | Kratkoročna | 268 | 243 | 25 | 0 | 0 | 31 | -8 | 2 | 10 |
| OBV | 42 | Dolgoročna | -21 | -153 | -17 | 0 | 34 | -41 | -8 | -2 | 161 |
| OBV | 5 | Delnice in drug lastniški kapital | -3.564 | -2.231 | -1.342 | -8 | -703 | -459 | -6 | -166 | 9 |
| OBV | 511 | Delnice, ki kotirajo | -2.263 | -1.363 | -900 | 0 | -486 | -219 | 0 | -195 | 0 |
| OBV | 512 | Delnice, ki ne kotirajo | -1.297 | -1.150 | -84 | 0 | -217 | 123 | -11 | 22 | -64 |
| OBV | 513 | Drug lastniški kapital | 313 | 282 | -42 | -8 | 0 | -44 | 5 | 5 | 73 |
| OBV | 52 | Delnice/enote investicijskih skladov | -316 | 0 | -316 | 0 | 0 | -319 | 0 | 3 | 0 |
| OBV | 6 | Zavarovalno tehnične rezervacije | -65 | 0 | -65 | 0 | 0 | 0 | 0 | -65 | 0 |
| OBV | 611 | Rezervacije iz življenjskih zavarovanj | -82 | 0 | -82 | 0 | 0 | 0 | 0 | -82 | 0 |
| OBV | 612 | Rezervacije iz pokojninskih zavarovanj | 4 | 0 | 4 | 0 | 0 | 0 | 0 | 4 | 0 |
| OBV | 62 | Druge tehnične rezervacije | 13 | 0 | 13 | 0 | 0 | 0 | 0 | 13 | 0 |
| OBV | 7 | Druge obveznosti | -676 | -630 | 9 | -2 | 19 | -2 | -2 | -3 | -5 |
| OBV | 71 | Trgovinski krediti in avansi | -709 | -684 | -8 | -4 | -6 | 2 | -2 | 1 | 19 |
| OBV | 79 | Drugo | 33 | 54 | 18 | 2 | 24 | -5 | 0 | -4 | -23 |
| NETO | | Neto finančna sredstva | 94 | 1.575 | -455 | -156 | -56 | -112 | 2 | -133 | 1.352 |
| | | | Gospodarstvo Slovenije/ Total economy | Neфинанčne družbe/ Non-financial corporations | Finančne družbe/ Financial corporations | Centralna banka/ Central Bank | Druge denarne finančne institucije/ Other monetary financial institutions | Druzi finančni posredniki/ Other financial intermediaries | Izvajalci pomožnih finančnih dejavnosti/ Financial auxiliaries | Zavarovalnice in pokojninski skladi/ Insurance corporations and pension funds | Država/ General government |
| | | | S1 | S11 | S12 | S121 | S122 | S123 | S124 | S125 | S13 |

Non-consolidated financial accounts - revaluation changes 2011 A.1.9.

EUR millions

| Institutional sectors | | | | | | | | | | | Financial instruments | Code | Item type |
|---|-------------------------------------|--|------------------------------|---|------------------------------|-----------------------|----------------------------|---|---------------------------------------|------------------------------|-----------------------|------|-----------|
| S1311 | S1313 | S1314 | S14 | S15 | S2 | S21 | S2111 | S2112 | S22 | | | | |
| -75 | 65 | -272 | -2.444 | -2 | -1.499 | -898 | -1.528 | 630 | -602 | Financial assets | F | FAS | |
| 0 | 0 | 0 | 0 | 0 | 11 | 0 | 0 | 0 | 11 | Monetary gold and SDRs | 1 | FAS | |
| 82 | 7 | 3 | -928 | 0 | 78 | 85 | 83 | 1 | -7 | Currency and deposits | 2 | FAS | |
| 0 | -1 | 0 | -1.043 | 0 | 0 | 0 | 0 | 0 | 0 | Currency | 21 | FAS | |
| -23 | 5 | 0 | 53 | -3 | -3 | 3 | 3 | 0 | -7 | Transferable deposits | 22 | FAS | |
| 104 | 4 | 3 | 62 | 3 | 81 | 81 | 80 | 1 | 0 | Other deposits | 29 | FAS | |
| 18 | 0 | -8 | -15 | -1 | -1.349 | -1.245 | -1.044 | -202 | -104 | Securities other than shares | 3 | FAS | |
| 0 | 0 | 0 | 0 | 0 | 0 | 0 | 0 | 0 | 0 | Short-term | 331 | FAS | |
| 18 | 0 | 2 | -16 | -1 | -1.487 | -1.383 | -1.204 | -179 | -105 | Long-term | 332 | FAS | |
| 0 | 0 | -9 | 0 | 0 | 138 | 137 | 160 | -23 | 1 | Financial derivatives | 34 | FAS | |
| 28 | 4 | 0 | -134 | 0 | -3 | 430 | -425 | 855 | -433 | Loans | 4 | FAS | |
| 0 | 0 | 0 | -72 | 0 | 17 | 15 | 39 | -24 | 2 | Short-term | 41 | FAS | |
| 28 | 4 | 0 | -63 | 0 | -20 | 415 | -464 | 879 | -435 | Long-term | 42 | FAS | |
| -198 | 47 | -268 | -1.182 | -1 | -263 | -185 | -112 | -73 | -78 | Shares and other equity | 5 | FAS | |
| -427 | -5 | -213 | -466 | -1 | -268 | -202 | -148 | -54 | -66 | Quoted shares | 511 | FAS | |
| 11 | -5 | -50 | -34 | 2 | -89 | -66 | -61 | -5 | -23 | Unquoted shares | 512 | FAS | |
| 227 | 58 | 0 | -467 | 0 | 96 | 84 | 98 | -15 | 13 | Other equity | 513 | FAS | |
| -8 | -1 | -5 | -216 | -1 | -2 | -1 | -1 | 0 | -1 | Mutual funds shares | 52 | FAS | |
| 0 | 0 | 0 | -123 | 0 | 50 | 50 | 0 | 50 | 0 | Insurance technical reserves | 6 | FAS | |
| 0 | 0 | 0 | -85 | 0 | 0 | 0 | 0 | 0 | 0 | Life insurance reserves | 611 | FAS | |
| 0 | 0 | 0 | 3 | 0 | 0 | 0 | 0 | 0 | 0 | Pension fund reserves | 612 | FAS | |
| 0 | 0 | 0 | -42 | 0 | 50 | 50 | 0 | 50 | 0 | Other technical reserves | 62 | FAS | |
| -5 | 7 | 1 | -61 | 0 | -24 | -32 | -30 | -2 | 8 | Other accounts receivable | 7 | FAS | |
| 26 | 3 | 0 | -34 | 0 | -74 | -67 | -64 | -4 | -6 | Trade credits and advances | 71 | FAS | |
| -31 | 5 | 1 | -27 | 0 | 50 | 36 | 34 | 2 | 14 | Other | 79 | FAS | |
| -1.443 | 4 | -194 | -63 | -6 | -1.440 | -947 | -926 | -21 | -494 | Liabilities | F | LIA | |
| 0 | 0 | 0 | 0 | 0 | -973 | -815 | -813 | -2 | -158 | Currency and deposits | 2 | LIA | |
| 0 | 0 | 0 | 0 | 0 | -1.049 | -875 | -876 | 1 | -174 | Currency | 21 | LIA | |
| 0 | 0 | 0 | 0 | 0 | 69 | 71 | 70 | 1 | -1 | Transferable deposits | 22 | LIA | |
| 0 | 0 | 0 | 0 | 0 | 7 | -10 | -7 | -3 | 17 | Other deposits | 29 | LIA | |
| -1.809 | 0 | 0 | 1 | 0 | -56 | 4 | -37 | 40 | -59 | Securities other than shares | 3 | LIA | |
| 0 | 0 | 0 | 0 | 0 | 1 | 5 | -3 | 8 | -4 | Short-term | 331 | LIA | |
| -1.809 | 0 | 0 | 0 | 0 | -170 | -125 | -134 | 9 | -45 | Long-term | 332 | LIA | |
| 0 | 0 | 0 | 1 | 0 | 114 | 123 | 101 | 23 | -10 | Financial derivatives | 34 | LIA | |
| 164 | 7 | 0 | -21 | 1 | 81 | 63 | 68 | -4 | 18 | Loans | 4 | LIA | |
| 15 | -5 | 0 | -15 | 6 | 149 | -20 | -13 | -6 | 169 | Short-term | 41 | LIA | |
| 149 | 12 | 0 | -6 | -5 | -68 | 83 | 81 | 2 | -151 | Long-term | 42 | LIA | |
| 203 | 0 | -194 | 0 | 0 | -526 | -243 | -196 | -47 | -283 | Shares and other equity | 5 | LIA | |
| 0 | 0 | 0 | 0 | 0 | -314 | -114 | -94 | -20 | -200 | Quoted shares | 511 | LIA | |
| 131 | 0 | -194 | 0 | 0 | -52 | -39 | -19 | -19 | -14 | Unquoted shares | 512 | LIA | |
| 73 | 0 | 0 | 0 | 0 | -71 | -18 | -12 | -7 | -52 | Other equity | 513 | LIA | |
| 0 | 0 | 0 | 0 | 0 | -89 | -72 | -71 | -1 | -17 | Mutual funds shares | 52 | LIA | |
| 0 | 0 | 0 | 0 | 0 | -3 | -2 | -1 | -1 | -1 | Insurance technical reserves | 6 | LIA | |
| 0 | 0 | 0 | 0 | 0 | -3 | -2 | -1 | -1 | -1 | Life insurance reserves | 611 | LIA | |
| 0 | 0 | 0 | 0 | 0 | 0 | 0 | 0 | 0 | 0 | Pension fund reserves | 612 | LIA | |
| 0 | 0 | 0 | 0 | 0 | 0 | 0 | 0 | 0 | 0 | Other technical reserves | 62 | LIA | |
| -2 | -3 | 0 | -43 | -7 | 36 | 47 | 53 | -7 | -11 | Other accounts payable | 7 | LIA | |
| 18 | 0 | 0 | -28 | -7 | 48 | 49 | 51 | -3 | -1 | Trade credits and advances | 71 | LIA | |
| -20 | -3 | 0 | -14 | -1 | -12 | -2 | 2 | -4 | -10 | Other | 79 | LIA | |
| 1.368 | 61 | -78 | -2.382 | 4 | -59 | 49 | -602 | 651 | -108 | Net financial assets | | NETO | |
| Centralna država/ Central government | Lokalna država/ Local government | Skladi socialne varnosti/ Social security funds | Gospodinjstva/ Households | Nepr. instit., ki opravljajo storitve za gospod./ Non-profit institutions serving households | Tujina/ Rest of the world | EU/ European Union | EMU/ Members of the EMU | Ostale članice EU/ European Union, not EMU | Ostali (izven EU)/ Others (not EU) | | | | |
| S1311 | S1313 | S1314 | S14 | S15 | S2 | S21 | S2111 | S2112 | S22 | | | | |

A.1.9.

A.1.10. Nekonsolidirani finančni računi - stanja 2011 (konec leta)

v mio EUR

| Vrsta post. | Oznaka | Finančni instrumenti | Institucionalni sektorji | | | | | | | | |
|----------------|--------|--|--|--|--|----------------------------------|--|--|--|--|-------------------------------|
| | | | S1 | S11 | S12 | S121 | S122 | S123 | S124 | S125 | S13 |
| FSR | F | Finančna sredstva | 181645 | 44.609 | 76.807 | 10.178 | 51.484 | 7.266 | 346 | 7.533 | 22.355 |
| FSR | 1 | Monetarno zlato in SDR | 372 | 0 | 372 | 372 | 0 | 0 | 0 | 0 | 0 |
| FSR | 2 | Gotovina in vloge | 39.297 | 4.187 | 8.233 | 3.442 | 3.286 | 260 | 95 | 1.151 | 6.939 |
| FSR | 21 | Gotovina | 4.386 | 83 | 266 | 2 | 263 | 0 | 1 | 1 | 0 |
| FSR | 22 | Prenosljive vloge | 10.220 | 1.854 | 1.611 | 4 | 1.421 | 128 | 38 | 19 | 317 |
| FSR | 29 | Druge vloge | 24.691 | 2.249 | 6.356 | 3.436 | 1.602 | 132 | 56 | 1.131 | 6.622 |
| FSR | 3 | Vrednostni papirji razen delnic | 17.445 | 313 | 16.302 | 4.744 | 7.387 | 271 | 7 | 3.893 | 340 |
| FSR | 331 | Kratkoročni | 435 | 57 | 374 | 0 | 329 | 10 | 0 | 34 | 0 |
| FSR | 332 | Dolgoročni | 16.620 | 229 | 15.578 | 4.744 | 6.723 | 251 | 7 | 3.854 | 337 |
| FSR | 34 | Izvedeni finančni instrumenti | 390 | 28 | 350 | 0 | 336 | 10 | 0 | 4 | 4 |
| FSR | 4 | Posojila | 53.341 | 6.945 | 44.926 | 1.520 | 39.075 | 4.084 | 51 | 196 | 763 |
| FSR | 41 | Kratkoročna | 14.073 | 3.845 | 9.953 | 0 | 9.375 | 510 | 48 | 21 | 3 |
| FSR | 42 | Dolgoročna | 39.268 | 3.100 | 34.973 | 1.520 | 29.700 | 3.575 | 3 | 175 | 760 |
| FSR | 5 | Delnice in drug lastniški kapital | 44.144 | 17.202 | 5.801 | 90 | 1.550 | 2.204 | 116 | 1.841 | 10.968 |
| FSR | 511 | Delnice, ki kotirajo | 5.999 | 1.071 | 2.218 | 0 | 616 | 1.287 | 19 | 296 | 1.297 |
| FSR | 512 | Delnice, ki ne kotirajo | 12.679 | 4.481 | 1.751 | 21 | 685 | 558 | 54 | 433 | 5.339 |
| FSR | 513 | Drug lastniški kapital | 21.486 | 11.507 | 470 | 69 | 175 | 142 | 33 | 51 | 4.209 |
| FSR | 52 | Delnice/enote investicijskih skladov | 3.980 | 144 | 1.362 | 0 | 74 | 216 | 10 | 1.062 | 124 |
| FSR | 6 | Zavarovalno tehnične rezervacije | 4.981 | 443 | 225 | 0 | 41 | 1 | 0 | 183 | 9 |
| FSR | 611 | Rezervacije iz življenjskih zavarovanj | 2.335 | 0 | 0 | 0 | 0 | 0 | 0 | 0 | 0 |
| FSR | 612 | Rezervacije iz pokojninskih zavarovanj | 1.240 | 0 | 0 | 0 | 0 | 0 | 0 | 0 | 0 |
| FSR | 62 | Druge tehnične rezervacije | 1.406 | 443 | 225 | 0 | 41 | 1 | 0 | 183 | 9 |
| FSR | 7 | Druge terjatve | 22.064 | 15.520 | 947 | 10 | 144 | 446 | 77 | 270 | 3.336 |
| FSR | 71 | Trgovinski krediti in avansi | 14.789 | 13.342 | 486 | 0 | 8 | 258 | 22 | 198 | 405 |
| FSR | 79 | Drugo | 7.275 | 2.177 | 461 | 10 | 136 | 188 | 55 | 73 | 2.931 |
| OBV | F | Obveznosti | 197.550 | 87.449 | 74.442 | 9.519 | 48.698 | 8.312 | 339 | 7.574 | 23.072 |
| OBV | 2 | Gotovina in vloge | 39.591 | 0 | 36.883 | 8.744 | 28.140 | 0 | 0 | 0 | 2.708 |
| OBV | 21 | Gotovina | 3.893 | 0 | 3.843 | 3.843 | 0 | 0 | 0 | 0 | 49 |
| OBV | 22 | Prenosljive vloge | 12.656 | 0 | 12.656 | 3.794 | 8.862 | 0 | 0 | 0 | 0 |
| OBV | 29 | Druge vloge | 23.043 | 0 | 20.384 | 1.106 | 19.278 | 0 | 0 | 0 | 2.659 |
| OBV | 3 | Vrednostni papirji razen delnic | 19.893 | 929 | 4.633 | 3 | 4.564 | 16 | 2 | 49 | 14.330 |
| OBV | 331 | Kratkoročni | 275 | 63 | 184 | 0 | 184 | 0 | 0 | 0 | 28 |
| OBV | 332 | Dolgoročni | 19.139 | 719 | 4.117 | 0 | 4.067 | 0 | 2 | 49 | 14.302 |
| OBV | 34 | Izvedeni finančni instrumenti | 480 | 147 | 332 | 3 | 313 | 16 | 0 | 0 | 0 |
| OBV | 4 | Posojila | 65.288 | 34.510 | 17.851 | 0 | 12.054 | 5.575 | 164 | 57 | 1.862 |
| OBV | 41 | Kratkoročna | 13.012 | 10.342 | 1.347 | 0 | 0 | 1.203 | 124 | 20 | 40 |
| OBV | 42 | Dolgoročna | 52.276 | 24.168 | 16.505 | 0 | 12.054 | 4.372 | 40 | 38 | 1.822 |
| OBV | 5 | Delnice in drug lastniški kapital | 46.205 | 36.089 | 9.285 | 734 | 3.753 | 2.478 | 116 | 2.203 | 832 |
| OBV | 511 | Delnice, ki kotirajo | 4.866 | 4.257 | 609 | 0 | 243 | 75 | 5 | 287 | 0 |
| OBV | 512 | Delnice, ki ne kotirajo | 15.189 | 10.074 | 4.417 | 0 | 3.485 | 271 | 55 | 607 | 698 |
| OBV | 513 | Drug lastniški kapital | 23.129 | 21.758 | 1.237 | 734 | 0 | 369 | 57 | 77 | 134 |
| OBV | 52 | Delnice/enote investicijskih skladov | 3.021 | 0 | 3.021 | 0 | 26 | 1.764 | 0 | 1.231 | 0 |
| OBV | 6 | Zavarovalno tehnične rezervacije | 5.065 | 0 | 5.065 | 0 | 0 | 0 | 0 | 5.065 | 0 |
| OBV | 611 | Rezervacije iz življenjskih zavarovanj | 2.245 | 0 | 2.245 | 0 | 0 | 0 | 0 | 2.245 | 0 |
| OBV | 612 | Rezervacije iz pokojninskih zavarovanj | 1.242 | 0 | 1.242 | 0 | 0 | 0 | 0 | 1.242 | 0 |
| OBV | 62 | Druge tehnične rezervacije | 1.578 | 0 | 1.578 | 0 | 0 | 0 | 0 | 1.578 | 0 |
| OBV | 7 | Druge obveznosti | 21.508 | 15.921 | 724 | 38 | 187 | 242 | 56 | 200 | 3.339 |
| OBV | 71 | Trgovinski krediti in avansi | 14.195 | 11.850 | 312 | 1 | 39 | 138 | 21 | 113 | 1.000 |
| OBV | 79 | Drugo | 7.313 | 4.071 | 412 | 37 | 148 | 104 | 35 | 87 | 2.340 |
| NETO | | Neto finančna sredstva | -15.905 | -42.840 | 2.365 | 659 | 2.786 | -1.046 | 8 | -41 | -716 |
| | | | Gospodarstvo Slovenije/ Total economy | Neфинанčne družbe/ Non-financial corporations | Finančne družbe/ Financial corporations | Centralna banka/ Central Bank | Druge denarne finančne institucije/ Other monetary financial institutions | Drugi finančni posredniki/ Other financial intermediaries | Izvajalci pomožnih finančnih dejavnosti/ Financial auxiliaries | Zavarovalnice in pokojninski skladi/ Insurance corporations and pension funds | Država/ General government |
| | | | S1 | S11 | S12 | S121 | S122 | S123 | S124 | S125 | S13 |

Non-consolidated financial accounts - outstanding amounts 2011 (end of year) **A.1.10.**

EUR millions

| Institutional sectors | | | | | | | | | | | Financial instruments | Code | Item type |
|---|-------------------------------------|--|------------------------------|---|------------------------------|-----------------------|----------------------------|---|---------------------------------------|------------------------------|-----------------------|------|-----------|
| S1311 | S1313 | S1314 | S14 | S15 | S2 | S21 | S2111 | S2112 | S22 | | | | |
| 19.542 | 1.290 | 1.523 | 37.351 | 523 | 49.714 | 43.944 | 37.547 | 6.397 | 5.770 | Financial assets | F | FAS | |
| 0 | 0 | 0 | 0 | 0 | 0 | 0 | 0 | 0 | 0 | Monetary gold and SDRs | 1 | FAS | |
| 6.446 | 334 | 159 | 19.627 | 311 | 6.374 | 5.995 | 5.909 | 86 | 379 | Currency and deposits | 2 | FAS | |
| 0 | 0 | 0 | 4.037 | 0 | 104 | 104 | 104 | 0 | 0 | Currency | 21 | FAS | |
| 165 | 148 | 4 | 6.284 | 154 | 3.004 | 2.831 | 2.809 | 22 | 173 | Transferable deposits | 22 | FAS | |
| 6.281 | 186 | 155 | 9.306 | 157 | 3.265 | 3.060 | 2.995 | 65 | 205 | Other deposits | 29 | FAS | |
| 222 | 0 | 118 | 448 | 42 | 11.971 | 11.056 | 9.506 | 1.551 | 915 | Securities other than shares | 3 | FAS | |
| 0 | 0 | 0 | 4 | 0 | 150 | 150 | 150 | 0 | 0 | Short-term | 331 | FAS | |
| 218 | 0 | 118 | 435 | 41 | 11.544 | 10.647 | 9.146 | 1.500 | 897 | Long-term | 332 | FAS | |
| 4 | 0 | 0 | 9 | 0 | 277 | 259 | 209 | 50 | 17 | Financial derivatives | 34 | FAS | |
| 751 | 11 | 0 | 705 | 3 | 17.538 | 16.646 | 12.998 | 3.648 | 892 | Loans | 4 | FAS | |
| 2 | 1 | 0 | 271 | 2 | 1.064 | 926 | 671 | 255 | 138 | Short-term | 41 | FAS | |
| 749 | 11 | 0 | 434 | 1 | 16.474 | 15.720 | 12.327 | 3.393 | 753 | Long-term | 42 | FAS | |
| 9.558 | 524 | 886 | 10.087 | 86 | 8.453 | 6.525 | 6.058 | 467 | 1.928 | Shares and other equity | 5 | FAS | |
| 901 | 4 | 392 | 1.410 | 3 | 597 | 267 | 200 | 67 | 330 | Quoted shares | 511 | FAS | |
| 4.982 | 63 | 294 | 1.057 | 52 | 3.176 | 2.508 | 2.420 | 88 | 668 | Unquoted shares | 512 | FAS | |
| 3.638 | 454 | 117 | 5.276 | 25 | 4.664 | 3.740 | 3.429 | 311 | 924 | Other equity | 513 | FAS | |
| 37 | 4 | 83 | 2.344 | 6 | 16 | 10 | 10 | 1 | 6 | Mutual funds shares | 52 | FAS | |
| 6 | 0 | 2 | 4.303 | 1 | 192 | 131 | 41 | 90 | 61 | Insurance technical reserves | 6 | FAS | |
| 0 | 0 | 0 | 2.335 | 0 | 1 | 1 | 0 | 0 | 0 | Life insurance reserves | 611 | FAS | |
| 0 | 0 | 0 | 1.240 | 0 | 2 | 0 | 0 | 0 | 2 | Pension fund reserves | 612 | FAS | |
| 6 | 0 | 2 | 728 | 1 | 189 | 130 | 40 | 90 | 59 | Other technical reserves | 62 | FAS | |
| 2.559 | 420 | 357 | 2.181 | 81 | 5.187 | 3.591 | 3.036 | 555 | 1.595 | Other accounts receivable | 7 | FAS | |
| 205 | 179 | 21 | 537 | 20 | 4.663 | 3.381 | 2.845 | 536 | 1.282 | Trade credits and advances | 71 | FAS | |
| 2.354 | 241 | 336 | 1.644 | 61 | 524 | 210 | 191 | 20 | 314 | Other | 79 | FAS | |
| 21.079 | 1.243 | 750 | 12.451 | 136 | 33.437 | 20.166 | 17.496 | 2.670 | 13.271 | Liabilities | F | LIA | |
| 2.708 | 0 | 0 | 0 | 0 | 6.080 | 4.873 | 4.721 | 151 | 1.207 | Currency and deposits | 2 | LIA | |
| 49 | 0 | 0 | 0 | 0 | 598 | 4 | 0 | 4 | 595 | Currency | 21 | LIA | |
| 0 | 0 | 0 | 0 | 0 | 568 | 431 | 374 | 57 | 136 | Transferable deposits | 22 | LIA | |
| 2.659 | 0 | 0 | 0 | 0 | 4.914 | 4.438 | 4.347 | 91 | 476 | Other deposits | 29 | LIA | |
| 14.330 | 0 | 0 | 0 | 0 | 9.523 | 8.425 | 7.282 | 1.143 | 1.098 | Securities other than shares | 3 | LIA | |
| 28 | 0 | 0 | 0 | 0 | 310 | 302 | 295 | 7 | 8 | Short-term | 331 | LIA | |
| 14.302 | 0 | 0 | 0 | 0 | 9.025 | 7.947 | 6.861 | 1.086 | 1.078 | Long-term | 332 | LIA | |
| 0 | 0 | 0 | 0 | 0 | 188 | 176 | 126 | 50 | 12 | Financial derivatives | 34 | LIA | |
| 1.114 | 696 | 52 | 10.959 | 105 | 5.591 | 1.928 | 1.567 | 361 | 3.663 | Loans | 4 | LIA | |
| 20 | 20 | 0 | 1.248 | 35 | 2.126 | 900 | 675 | 225 | 1.226 | Short-term | 41 | LIA | |
| 1.094 | 676 | 52 | 9.711 | 70 | 3.465 | 1.028 | 892 | 136 | 2.438 | Long-term | 42 | LIA | |
| 374 | 0 | 458 | 0 | 0 | 6.392 | 1.983 | 1.739 | 244 | 4.409 | Shares and other equity | 5 | LIA | |
| 0 | 0 | 0 | 0 | 0 | 1.730 | 502 | 386 | 116 | 1.228 | Quoted shares | 511 | LIA | |
| 240 | 0 | 458 | 0 | 0 | 666 | 204 | 155 | 49 | 462 | Unquoted shares | 512 | LIA | |
| 134 | 0 | 0 | 0 | 0 | 3.021 | 542 | 476 | 66 | 2.478 | Other equity | 513 | LIA | |
| 0 | 0 | 0 | 0 | 0 | 974 | 734 | 721 | 13 | 240 | Mutual funds shares | 52 | LIA | |
| 0 | 0 | 0 | 0 | 0 | 108 | 104 | 92 | 12 | 4 | Insurance technical reserves | 6 | LIA | |
| 0 | 0 | 0 | 0 | 0 | 91 | 90 | 81 | 9 | 1 | Life insurance reserves | 611 | LIA | |
| 0 | 0 | 0 | 0 | 0 | 0 | 0 | 0 | 0 | 0 | Pension fund reserves | 612 | LIA | |
| 0 | 0 | 0 | 0 | 0 | 17 | 14 | 11 | 3 | 3 | Other technical reserves | 62 | LIA | |
| 2.553 | 547 | 240 | 1.492 | 32 | 5.743 | 2.854 | 2.096 | 758 | 2.889 | Other accounts payable | 7 | LIA | |
| 691 | 255 | 53 | 1.007 | 26 | 5.257 | 2.601 | 1.877 | 723 | 2.657 | Trade credits and advances | 71 | LIA | |
| 1.862 | 292 | 186 | 485 | 5 | 486 | 253 | 219 | 35 | 233 | Other | 79 | LIA | |
| -1.536 | 47 | 773 | 24.900 | 386 | 16.278 | 23.778 | 20.051 | 3.727 | -7.501 | Net financial assets | | NETO | |
| Centralna država/ Central government | Lokalna država/ Local government | Skladi socialne varnosti/ Social security funds | Gospodinjstva/ Households | Nepr. instit., ki opravljajo storitve za gospod./ Non-profit institutions serving households | Tujina/ Rest of the world | EU/ European Union | EMU/ Members of the EMU | Ostale članice EU/ European Union, not EMU | Ostali (izven EU)/ Others (not EU) | | | | |
| S1311 | S1313 | S1314 | S14 | S15 | S2 | S21 | S2111 | S2112 | S22 | | | | |

A.1.10.

A.1.11. Nekonsolidirani finančni računi - transakcije 2012

v mio EUR

A.1.11.

| Vrsta post. | Oznaka | Finančni instrumenti | Institucionalni sektorji | | | | | | | | |
|----------------|--------|--|--|--|--|----------------------------------|--|--|--|--|-------------------------------|
| | | | S1 | S11 | S12 | S121 | S122 | S123 | S124 | S125 | S13 |
| FSR | F | Finančna sredstva | 709 | -854 | 723 | 2.354 | -1.302 | -514 | -48 | 233 | -20 |
| FSR | 1 | Monetarno zlato in SDR | -1 | 0 | -1 | -1 | 0 | 0 | 0 | 0 | 0 |
| FSR | 2 | Gotovina in vloge | -79 | -126 | -143 | 5 | 18 | 79 | -33 | -211 | -915 |
| FSR | 21 | Gotovina | 1.241 | -15 | 22 | 1 | 21 | 0 | -1 | 0 | 0 |
| FSR | 22 | Prenosljive vloge | 493 | 65 | 303 | 0 | 280 | -10 | 3 | 30 | 58 |
| FSR | 29 | Druge vloge | -1.813 | -176 | -468 | 4 | -284 | 89 | -36 | -242 | -973 |
| FSR | 3 | Vrednostni papirji razen delnic | -343 | -35 | -316 | 128 | -662 | -12 | 1 | 228 | 48 |
| FSR | 331 | Kratkoročni | 372 | 1 | 345 | 0 | 220 | 6 | 0 | 119 | 12 |
| FSR | 332 | Dolgoročni | -511 | -2 | -494 | 142 | -732 | -14 | 1 | 109 | 37 |
| FSR | 34 | Izvedeni finančni instrumenti | -204 | -34 | -168 | -15 | -150 | -3 | 0 | 0 | -1 |
| FSR | 4 | Posojila | 1.522 | -308 | 820 | 2.220 | -913 | -469 | 1 | -19 | 987 |
| FSR | 41 | Kratkoročna | -152 | -112 | -40 | 0 | -64 | 26 | 0 | -3 | 3 |
| FSR | 42 | Dolgoročna | 1.674 | -196 | 860 | 2.220 | -849 | -495 | 1 | -16 | 984 |
| FSR | 5 | Delnice in drug lastniški kapital | 412 | 145 | 269 | 5 | 156 | -89 | -10 | 206 | 64 |
| FSR | 511 | Delnice, ki kotirajo | -67 | -10 | 19 | 0 | 80 | -72 | -2 | 13 | -13 |
| FSR | 512 | Delnice, ki ne kotirajo | 241 | 67 | 30 | 0 | 69 | -38 | -5 | 3 | 137 |
| FSR | 513 | Drug lastniški kapital | 197 | 111 | 125 | 5 | 59 | 44 | -1 | 17 | -70 |
| FSR | 52 | Delnice/enote investicijskih skladov | 40 | -22 | 96 | 0 | -52 | -23 | -2 | 173 | 9 |
| FSR | 6 | Zavarovalno tehnične rezervacije | -3 | -11 | 41 | 0 | -4 | 0 | 0 | 46 | -5 |
| FSR | 611 | Rezervacije iz življenjskih zavarovanj | 103 | 0 | 0 | 0 | 0 | 0 | 0 | 0 | 0 |
| FSR | 612 | Rezervacije iz pokojninskih zavarovanj | -99 | 0 | 0 | 0 | 0 | 0 | 0 | 0 | 0 |
| FSR | 62 | Druge tehnične rezervacije | -8 | -11 | 41 | 0 | -4 | 0 | 0 | 46 | -5 |
| FSR | 7 | Druge terjatve | -799 | -519 | 54 | -2 | 103 | -23 | -7 | -17 | -199 |
| FSR | 71 | Trgovinski krediti in avansi | -316 | -206 | -38 | 0 | -7 | -29 | -9 | 7 | -12 |
| FSR | 79 | Drugo | -483 | -314 | 92 | -2 | 110 | 6 | 2 | -24 | -187 |
| OBV | F | Obveznosti | -554 | -1.181 | -454 | 2.140 | -2.205 | -419 | -17 | 46 | 1.424 |
| OBV | 2 | Gotovina in vloge | -313 | 0 | 540 | 2.149 | -1.609 | 0 | 0 | 0 | -853 |
| OBV | 21 | Gotovina | 105 | 0 | 104 | 104 | 0 | 0 | 0 | 0 | 1 |
| OBV | 22 | Prenosljive vloge | 2.331 | 0 | 2.330 | 2.024 | 306 | 0 | 0 | 0 | 0 |
| OBV | 29 | Druge vloge | -2.748 | 0 | -1.894 | 22 | -1.916 | 0 | 0 | 0 | -854 |
| OBV | 3 | Vrednostni papirji razen delnic | -705 | -39 | -1.859 | -20 | -1.831 | -7 | 2 | -2 | 1.190 |
| OBV | 331 | Kratkoročni | 790 | 39 | 63 | 0 | 62 | 1 | 0 | 0 | 685 |
| OBV | 332 | Dolgoročni | -1.213 | 23 | -1.741 | 0 | -1.740 | 0 | 2 | -2 | 504 |
| OBV | 34 | Izvedeni finančni instrumenti | -282 | -102 | -181 | -20 | -153 | -9 | 0 | 0 | 0 |
| OBV | 4 | Posojila | 677 | -944 | 823 | 0 | 1.167 | -311 | -13 | -20 | 1.106 |
| OBV | 41 | Kratkoročna | -64 | 181 | -177 | 0 | 0 | -142 | -18 | -17 | -4 |
| OBV | 42 | Dolgoročna | 741 | -1.126 | 1.000 | 0 | 1.167 | -169 | 5 | -3 | 1.110 |
| OBV | 5 | Delnice in drug lastniški kapital | 242 | 245 | -3 | 0 | 56 | -91 | 0 | 32 | 0 |
| OBV | 511 | Delnice, ki kotirajo | 33 | 34 | -1 | 0 | 0 | -1 | 0 | 0 | 0 |
| OBV | 512 | Delnice, ki ne kotirajo | 166 | 102 | 65 | 0 | 58 | 0 | 0 | 7 | 0 |
| OBV | 513 | Drug lastniški kapital | 125 | 109 | 16 | 0 | 0 | 16 | 0 | 0 | 0 |
| OBV | 52 | Delnice/enote investicijskih skladov | -83 | 0 | -83 | 0 | -3 | -106 | 0 | 26 | 0 |
| OBV | 6 | Zavarovalno tehnične rezervacije | 9 | 0 | 9 | 0 | 0 | 0 | 0 | 9 | 0 |
| OBV | 611 | Rezervacije iz življenjskih zavarovanj | 99 | 0 | 99 | 0 | 0 | 0 | 0 | 99 | 0 |
| OBV | 612 | Rezervacije iz pokojninskih zavarovanj | -99 | 0 | -99 | 0 | 0 | 0 | 0 | -99 | 0 |
| OBV | 62 | Druge tehnične rezervacije | 9 | 0 | 9 | 0 | 0 | 0 | 0 | 9 | 0 |
| OBV | 7 | Druge obveznosti | -464 | -442 | 36 | 11 | 13 | -9 | -6 | 27 | -19 |
| OBV | 71 | Trgovinski krediti in avansi | 118 | 136 | 28 | 0 | -5 | -6 | -1 | 40 | 20 |
| OBV | 79 | Drugo | -581 | -578 | 8 | 10 | 18 | -3 | -5 | -12 | -39 |
| NETO | | Neto finančna sredstva | 1.263 | 327 | 1.176 | 214 | 903 | -96 | -31 | 187 | -1.444 |
| | | | Gospodarstvo Slovenije/ Total economy | Neфинанčne družbe/ Non-financial corporations | Finančne družbe/ Financial corporations | Centralna banka/ Central Bank | Druge denarne finančne institucije/ Other monetary financial institutions | Drugi finančni posredniki/ Other financial intermediaries | Izvajalci pomožnih finančnih dejavnosti/ Financial auxiliaries | Zavarovalnice in pokojninski skladi/ Insurance corporations and pension funds | Država/ General government |
| | | | S1 | S11 | S12 | S121 | S122 | S123 | S124 | S125 | S13 |

Non-consolidated financial accounts - transactions 2012 A.1.11.

EUR millions

| Institutional sectors | | | | | | | | | | | Financial instruments | Code | Item type |
|---|-------------------------------------|--|------------------------------|---|------------------------------|-----------------------|----------------------------|---|---------------------------------------|------------------------------|-----------------------|------|-----------|
| S1311 | S1313 | S1314 | S14 | S15 | S2 | S21 | S2111 | S2112 | S22 | | | | |
| -1 | 79 | -98 | 865 | -5 | 119 | -1816 | -1727 | -89 | 1935 | Financial assets | F | FAS | |
| 0 | 0 | 0 | 0 | 0 | 1 | 0 | 0 | 0 | 1 | Monetary gold and SDRs | 1 | FAS | |
| -852 | 43 | -106 | 1100 | 4 | 1071 | 1016 | 1043 | -27 | 56 | Currency and deposits | 2 | FAS | |
| 0 | 0 | 0 | 1233 | 0 | 121 | 121 | 121 | 0 | 0 | Currency | 21 | FAS | |
| 25 | 34 | -2 | 65 | 2 | 1811 | 1771 | 1775 | -4 | 40 | Transferable deposits | 22 | FAS | |
| -877 | 8 | -104 | -198 | 2 | -861 | -876 | -853 | -23 | 15 | Other deposits | 29 | FAS | |
| 10 | 0 | 38 | -31 | -8 | -649 | -1873 | -1861 | -12 | 1224 | Securities other than shares | 3 | FAS | |
| 7 | 0 | 5 | 14 | 0 | 280 | 270 | 245 | 25 | 10 | Short-term | 331 | FAS | |
| 5 | 0 | 33 | -45 | -8 | -797 | -2014 | -1992 | -23 | 1218 | Long-term | 332 | FAS | |
| -1 | 0 | 0 | -1 | 0 | -133 | -128 | -114 | -14 | -4 | Financial derivatives | 34 | FAS | |
| 986 | 0 | 2 | 22 | 1 | -657 | -1190 | -977 | -213 | 533 | Loans | 4 | FAS | |
| 1 | 0 | 2 | -5 | 2 | 144 | -33 | -47 | 14 | 177 | Short-term | 41 | FAS | |
| 984 | 0 | 0 | 27 | -1 | -802 | -1157 | -930 | -227 | 355 | Long-term | 42 | FAS | |
| 74 | 5 | -15 | -67 | 1 | 179 | 44 | 6 | 39 | 135 | Shares and other equity | 5 | FAS | |
| -9 | 0 | -4 | -62 | 0 | 157 | 48 | 20 | 27 | 110 | Quoted shares | 511 | FAS | |
| 137 | 0 | 0 | 8 | 1 | 58 | 32 | 29 | 3 | 27 | Unquoted shares | 512 | FAS | |
| -64 | 8 | -13 | 31 | 0 | -41 | -38 | -45 | 7 | -2 | Other equity | 513 | FAS | |
| 11 | -3 | 1 | -43 | 0 | 4 | 3 | 2 | 1 | 1 | Mutual funds shares | 52 | FAS | |
| -4 | 0 | 0 | -29 | 0 | 41 | 31 | -18 | 48 | 10 | Insurance technical reserves | 6 | FAS | |
| 0 | 0 | 0 | 103 | 0 | 0 | 0 | 0 | 0 | 0 | Life insurance reserves | 611 | FAS | |
| 0 | 0 | 0 | -99 | 0 | 0 | 0 | 0 | 0 | 0 | Pension fund reserves | 612 | FAS | |
| -4 | 0 | 0 | -33 | 0 | 41 | 30 | -18 | 48 | 10 | Other technical reserves | 62 | FAS | |
| -215 | 32 | -16 | -132 | -3 | 133 | 156 | 80 | 76 | -23 | Other accounts receivable | 7 | FAS | |
| -3 | -10 | 1 | -60 | -1 | 326 | 161 | 78 | 83 | 166 | Trade credits and advances | 71 | FAS | |
| -212 | 42 | -17 | -72 | -2 | -193 | -4 | 2 | -7 | -189 | Other | 79 | FAS | |
| 1384 | 15 | 24 | -342 | -1 | 1382 | 1483 | 1503 | -20 | -101 | Liabilities | F | LIA | |
| -853 | 0 | 0 | 0 | 0 | 1305 | 1271 | 1025 | 245 | 34 | Currency and deposits | 2 | LIA | |
| 1 | 0 | 0 | 0 | 0 | 1257 | 1075 | 1072 | 3 | 182 | Currency | 21 | LIA | |
| 0 | 0 | 0 | 0 | 0 | -27 | -2 | 11 | -14 | -25 | Transferable deposits | 22 | LIA | |
| -854 | 0 | 0 | 0 | 0 | 74 | 198 | -58 | 256 | -124 | Other deposits | 29 | LIA | |
| 1190 | 0 | 0 | 3 | 0 | -287 | -192 | -13 | -179 | -94 | Securities other than shares | 3 | LIA | |
| 685 | 0 | 0 | 2 | 0 | -137 | -133 | -135 | 2 | -5 | Short-term | 331 | LIA | |
| 504 | 0 | 0 | 0 | 0 | -95 | -2 | 170 | -172 | -93 | Long-term | 332 | LIA | |
| 0 | 0 | 0 | 0 | 0 | -54 | -57 | -48 | -9 | 3 | Financial derivatives | 34 | LIA | |
| 1083 | 23 | -1 | -303 | -5 | 188 | 400 | 467 | -67 | -212 | Loans | 4 | LIA | |
| 0 | -4 | 0 | -64 | -1 | 56 | -126 | -84 | -41 | 182 | Short-term | 41 | LIA | |
| 1083 | 27 | -1 | -239 | -4 | 132 | 526 | 551 | -25 | -394 | Long-term | 42 | LIA | |
| 0 | 0 | 0 | 0 | 0 | 350 | 111 | 134 | -23 | 239 | Shares and other equity | 5 | LIA | |
| 0 | 0 | 0 | 0 | 0 | 57 | -134 | -119 | -15 | 191 | Quoted shares | 511 | LIA | |
| 0 | 0 | 0 | 0 | 0 | 133 | 148 | 145 | 2 | -14 | Unquoted shares | 512 | LIA | |
| 0 | 0 | 0 | 0 | 0 | 32 | -20 | -10 | -10 | 51 | Other equity | 513 | LIA | |
| 0 | 0 | 0 | 0 | 0 | 128 | 117 | 118 | -1 | 11 | Mutual funds shares | 52 | LIA | |
| 0 | 0 | 0 | 0 | 0 | 28 | 27 | 14 | 13 | 2 | Insurance technical reserves | 6 | LIA | |
| 0 | 0 | 0 | 0 | 0 | 4 | 4 | 3 | 0 | 0 | Life insurance reserves | 611 | LIA | |
| 0 | 0 | 0 | 0 | 0 | 0 | 0 | 0 | 0 | 0 | Pension fund reserves | 612 | LIA | |
| 0 | 0 | 0 | 0 | 0 | 24 | 23 | 10 | 12 | 2 | Other technical reserves | 62 | LIA | |
| -35 | -8 | 24 | -42 | 4 | -202 | -134 | -125 | -9 | -68 | Other accounts payable | 7 | LIA | |
| 37 | -21 | 4 | -67 | 0 | -108 | -55 | -51 | -4 | -53 | Trade credits and advances | 71 | LIA | |
| -72 | 13 | 20 | 24 | 4 | -95 | -79 | -74 | -5 | -16 | Other | 79 | LIA | |
| -1385 | 63 | -122 | 1207 | -4 | -1263 | -3299 | -3230 | -69 | 2036 | Net financial assets | | NETO | |
| Centralna država/ Central government | Lokalna država/ Local government | Skladi socialne varnosti/ Social security funds | Gospodinjstva/ Households | Nepr. instit., ki opravljajo storitve za gospod./ Non-profit institutions serving households | Tujina/ Rest of the world | EU/ European Union | EMU/ Members of the EMU | Ostale članice EU/ European Union, not EMU | Ostali (izven EU)/ Others (not EU) | | | | |
| S1311 | S1313 | S1314 | S14 | S15 | S2 | S21 | S2111 | S2112 | S22 | | | | |

A.1.11.

A.1.12. Nekonsolidirani finančni računi - vrednostne spremembe 2012

v mio EUR

| Vrsta post. | Oznaka | Finančni instrumenti | Institucionalni sektorji | | | | | | | | |
|----------------|--------|--|--|---|--|----------------------------------|--|--|--|--|-------------------------------|
| | | | S1 | S11 | S12 | S121 | S122 | S123 | S124 | S125 | S13 |
| FSR | F | Finančna sredstva | -1245 | -459 | -280 | -78 | -591 | -109 | -11 | 509 | 254 |
| FSR | 1 | Monetarno zlato in SDR | 0 | 0 | 0 | 0 | 0 | 0 | 0 | 0 | 0 |
| FSR | 2 | Gotovina in vloge | -1319 | -13 | -14 | -2 | -22 | -2 | 2 | 10 | -19 |
| FSR | 21 | Gotovina | -1256 | 0 | -1 | 0 | -1 | 0 | 0 | 0 | 0 |
| FSR | 22 | Prenosljive vloge | 267 | 188 | 65 | 1 | -2 | 18 | 1 | 47 | 41 |
| FSR | 29 | Druge vloge | -329 | -201 | -78 | -3 | -19 | -21 | 1 | -37 | -60 |
| FSR | 3 | Vrednostni papirji razen delnic | 446 | -21 | 506 | -76 | 243 | 17 | -1 | 323 | 14 |
| FSR | 331 | Kratkoročni | -110 | -12 | -98 | 0 | -101 | 5 | 0 | -3 | 0 |
| FSR | 332 | Dolgoročni | 431 | -25 | 493 | -92 | 250 | 10 | -1 | 325 | 15 |
| FSR | 34 | Izvedeni finančni instrumenti | 126 | 15 | 112 | 16 | 94 | 1 | 0 | 0 | -1 |
| FSR | 4 | Posojila | -774 | -143 | -646 | -1 | -557 | -85 | -1 | -3 | 2 |
| FSR | 41 | Kratkoročna | -461 | -96 | -383 | 0 | -273 | -109 | -1 | 0 | 0 |
| FSR | 42 | Dolgoročna | -314 | -47 | -263 | -1 | -283 | 24 | 0 | -2 | 2 |
| FSR | 5 | Delnice in drug lastniški kapital | 341 | -221 | -133 | 0 | -263 | 26 | -3 | 106 | 294 |
| FSR | 511 | Delnice, ki kotirajo | 119 | -102 | 14 | 0 | -119 | 109 | 6 | 19 | 227 |
| FSR | 512 | Delnice, ki ne kotirajo | -515 | -308 | -118 | 0 | -68 | -50 | -1 | 1 | -51 |
| FSR | 513 | Drug lastniški kapital | 426 | 186 | -143 | 0 | -81 | -51 | -6 | -5 | 105 |
| FSR | 52 | Delnice/enote investicijskih skladov | 310 | 2 | 114 | 0 | 5 | 18 | -1 | 92 | 12 |
| FSR | 6 | Zavarovalno tehnične rezervacije | 126 | -16 | -4 | 0 | 0 | 0 | 0 | -4 | -3 |
| FSR | 611 | Rezervacije iz življenjskih zavarovanj | 98 | 0 | 0 | 0 | 0 | 0 | 0 | 0 | 0 |
| FSR | 612 | Rezervacije iz pokojninskih zavarovanj | 47 | 0 | 0 | 0 | 0 | 0 | 0 | 0 | 0 |
| FSR | 62 | Druge tehnične rezervacije | -19 | -16 | -4 | 0 | 0 | 0 | 0 | -4 | -3 |
| FSR | 7 | Druge terjatve | -65 | -44 | 11 | 0 | 8 | -65 | -8 | 76 | -34 |
| FSR | 71 | Trgovinski krediti in avansi | -186 | -264 | 81 | 0 | 8 | -2 | 1 | 74 | -2 |
| FSR | 79 | Drugo | 121 | 219 | -70 | 0 | 1 | -63 | -10 | 3 | -32 |
| OBV | F | Obveznosti | 647 | -212 | -78 | 141 | -686 | 9 | -32 | 491 | 946 |
| OBV | 2 | Gotovina in vloge | -154 | 0 | -156 | -1 | -155 | 0 | 0 | 0 | 2 |
| OBV | 21 | Gotovina | 0 | 0 | 0 | 0 | 0 | 0 | 0 | 0 | 0 |
| OBV | 22 | Prenosljive vloge | 266 | 0 | 266 | 2 | 264 | 0 | 0 | 0 | 0 |
| OBV | 29 | Druge vloge | -419 | 0 | -422 | -3 | -419 | 0 | 0 | 0 | 3 |
| OBV | 3 | Vrednostni papirji razen delnic | 1113 | 76 | 53 | 16 | 40 | -3 | 0 | -1 | 986 |
| OBV | 331 | Kratkoročni | 2 | -5 | 5 | 0 | 5 | 0 | 0 | 0 | 4 |
| OBV | 332 | Dolgoročni | 879 | -2 | -95 | 0 | -94 | 0 | 0 | -1 | 976 |
| OBV | 34 | Izvedeni finančni instrumenti | 232 | 83 | 142 | 16 | 129 | -3 | 0 | 0 | 7 |
| OBV | 4 | Posojila | -658 | -523 | -140 | 0 | -107 | -23 | -9 | -1 | 5 |
| OBV | 41 | Kratkoročna | -492 | -432 | -41 | 0 | 0 | -38 | -3 | 0 | 4 |
| OBV | 42 | Dolgoročna | -166 | -90 | -99 | 0 | -107 | 15 | -6 | 0 | 1 |
| OBV | 5 | Delnice in drug lastniški kapital | 149 | 170 | -4 | 126 | -483 | 39 | -14 | 329 | -18 |
| OBV | 511 | Delnice, ki kotirajo | 26 | 34 | -8 | 0 | -162 | -6 | -5 | 164 | 0 |
| OBV | 512 | Delnice, ki ne kotirajo | -490 | -186 | -288 | 0 | -322 | -25 | -7 | 67 | -16 |
| OBV | 513 | Drug lastniški kapital | 384 | 322 | 63 | 126 | 0 | -66 | -2 | 6 | -2 |
| OBV | 52 | Delnice/enote investicijskih skladov | 229 | 0 | 229 | 0 | 0 | 136 | 0 | 92 | 0 |
| OBV | 6 | Zavarovalno tehnične rezervacije | 128 | 0 | 128 | 0 | 0 | 0 | 0 | 128 | 0 |
| OBV | 611 | Rezervacije iz življenjskih zavarovanj | 94 | 0 | 94 | 0 | 0 | 0 | 0 | 94 | 0 |
| OBV | 612 | Rezervacije iz pokojninskih zavarovanj | 47 | 0 | 47 | 0 | 0 | 0 | 0 | 47 | 0 |
| OBV | 62 | Druge tehnične rezervacije | -13 | 0 | -13 | 0 | 0 | 0 | 0 | -13 | 0 |
| OBV | 7 | Druge obveznosti | 69 | 63 | 41 | 0 | 19 | -3 | -9 | 35 | -30 |
| OBV | 71 | Trgovinski krediti in avansi | -128 | -180 | 40 | 0 | 0 | 1 | 1 | 38 | 4 |
| OBV | 79 | Drugo | 197 | 244 | 2 | 0 | 18 | -4 | -10 | -3 | -34 |
| NETO | | Neto finančna sredstva | -1892 | -246 | -202 | -219 | 95 | -118 | 22 | 18 | -692 |
| | | | Gospodarstvo Slovenije/ Total economy | Ne finančne družbe/ Non-financial corporations | Finančne družbe/ Financial corporations | Centralna banka/ Central Bank | Druge denarne finančne institucije/ Other monetary financial institutions | Drugi finančni posredniki/ Other financial intermediaries | Izvajalci pomožnih finančnih dejavnosti/ Financial auxiliaries | Zavarovalnice in pokojninski skladi/ Insurance corporations and pension funds | Država/ General government |
| | | | S1 | S11 | S12 | S121 | S122 | S123 | S124 | S125 | S13 |

Non-consolidated financial accounts - revaluation changes 2012 **A.1.12.**
EUR millions

| Institutional sectors | | | | | | | | | | | Financial instruments | Code | Item type |
|---|-------------------------------------|--|------------------------------|---|------------------------------|-----------------------|----------------------------|---|---------------------------------------|------------------------------|-----------------------|------|-----------|
| S1311 | S1313 | S1314 | S14 | S15 | S2 | S21 | S2111 | S2112 | S22 | | | | |
| 126 | 7 | 120 | -760 | 0 | 662 | 886 | 407 | 479 | -224 | Financial assets | F | FAS | |
| 0 | 0 | 0 | 0 | 0 | -1 | 0 | 0 | 0 | -1 | Monetary gold and SDRs | 1 | FAS | |
| -33 | 9 | 5 | -1269 | -4 | -98 | -105 | -106 | 2 | 7 | Currency and deposits | 2 | FAS | |
| 0 | 0 | 0 | -1256 | 0 | 0 | 0 | 0 | 0 | 0 | Currency | 21 | FAS | |
| 21 | 17 | 2 | -22 | -5 | 1 | 4 | 4 | 0 | -4 | Transferable deposits | 22 | FAS | |
| -54 | -8 | 3 | 9 | 1 | -99 | -109 | -110 | 1 | 10 | Other deposits | 29 | FAS | |
| 1 | 0 | 13 | -52 | -1 | 840 | 924 | 370 | 554 | -85 | Securities other than shares | 3 | FAS | |
| 0 | 0 | 0 | 0 | 0 | 2 | 2 | 2 | 0 | 0 | Short-term | 331 | FAS | |
| 2 | 0 | 13 | -52 | -1 | 713 | 797 | 254 | 542 | -83 | Long-term | 332 | FAS | |
| -1 | 0 | 0 | 0 | 0 | 125 | 126 | 114 | 12 | -1 | Financial derivatives | 34 | FAS | |
| 3 | -1 | 0 | 12 | 0 | 42 | 57 | 135 | -79 | -15 | Loans | 4 | FAS | |
| 0 | 0 | 0 | 18 | 0 | -40 | -38 | -12 | -26 | -2 | Short-term | 41 | FAS | |
| 2 | 0 | 0 | -6 | 0 | 82 | 95 | 147 | -52 | -13 | Long-term | 42 | FAS | |
| 183 | -1 | 111 | 398 | 4 | -211 | -40 | -61 | 21 | -171 | Shares and other equity | 5 | FAS | |
| 172 | 0 | 55 | -20 | 1 | -87 | -20 | -14 | -6 | -66 | Quoted shares | 511 | FAS | |
| -92 | -2 | 42 | -38 | 0 | -13 | -54 | -50 | -4 | 41 | Unquoted shares | 512 | FAS | |
| 100 | 1 | 4 | 275 | 3 | -112 | 34 | 4 | 30 | -146 | Other equity | 513 | FAS | |
| 3 | 0 | 9 | 182 | 1 | 1 | 0 | 0 | 0 | 1 | Mutual funds shares | 52 | FAS | |
| -1 | 0 | -2 | 149 | 0 | 6 | -3 | -1 | -1 | 9 | Insurance technical reserves | 6 | FAS | |
| 0 | 0 | 0 | 98 | 0 | 0 | 0 | 0 | 0 | 0 | Life insurance reserves | 611 | FAS | |
| 0 | 0 | 0 | 47 | 0 | 0 | 0 | 0 | 0 | 0 | Pension fund reserves | 612 | FAS | |
| -1 | 0 | -2 | 4 | 0 | 6 | -3 | -1 | -1 | 9 | Other technical reserves | 62 | FAS | |
| -27 | 0 | -7 | 1 | 0 | 84 | 52 | 70 | -18 | 32 | Other accounts receivable | 7 | FAS | |
| -4 | 2 | 0 | -2 | 0 | -11 | -1 | 21 | -22 | -10 | Trade credits and advances | 71 | FAS | |
| -23 | -2 | -7 | 3 | 0 | 96 | 53 | 49 | 4 | 42 | Other | 79 | FAS | |
| 967 | 0 | -20 | -6 | -4 | -1229 | -814 | -846 | 32 | -415 | Liabilities | F | LIA | |
| 3 | 0 | 0 | 0 | 0 | -1264 | -1078 | -1092 | 14 | -186 | Currency and deposits | 2 | LIA | |
| 0 | 0 | 0 | 0 | 0 | -1256 | -1073 | -1072 | 0 | -184 | Currency | 21 | LIA | |
| 0 | 0 | 0 | 0 | 0 | 2 | 1 | -10 | 12 | 0 | Transferable deposits | 22 | LIA | |
| 3 | 0 | 0 | 0 | 0 | -9 | -7 | -9 | 2 | -2 | Other deposits | 29 | LIA | |
| 986 | 0 | 0 | -3 | 0 | 173 | 215 | 189 | 26 | -42 | Securities other than shares | 3 | LIA | |
| 4 | 0 | 0 | -2 | 0 | -110 | -110 | -109 | -1 | 0 | Short-term | 331 | LIA | |
| 976 | 0 | 0 | 0 | 0 | 265 | 299 | 254 | 45 | -34 | Long-term | 332 | LIA | |
| 7 | 0 | 0 | 0 | 0 | 19 | 26 | 44 | -18 | -7 | Financial derivatives | 34 | LIA | |
| 8 | -3 | 0 | 0 | 0 | -75 | -15 | -16 | 1 | -60 | Loans | 4 | LIA | |
| 6 | -2 | 0 | -17 | -5 | -9 | 8 | 6 | 2 | -17 | Short-term | 41 | LIA | |
| 2 | -1 | 0 | 17 | 4 | -66 | -23 | -22 | 0 | -43 | Long-term | 42 | LIA | |
| 3 | 0 | -20 | 0 | 0 | -18 | 56 | 80 | -24 | -75 | Shares and other equity | 5 | LIA | |
| 0 | 0 | 0 | 0 | 0 | 7 | 43 | 39 | 4 | -36 | Quoted shares | 511 | LIA | |
| 5 | 0 | -20 | 0 | 0 | -37 | -67 | -34 | -34 | 30 | Unquoted shares | 512 | LIA | |
| -2 | 0 | 0 | 0 | 0 | -69 | 19 | 15 | 4 | -89 | Other equity | 513 | LIA | |
| 0 | 0 | 0 | 0 | 0 | 82 | 61 | 60 | 1 | 20 | Mutual funds shares | 52 | LIA | |
| 0 | 0 | 0 | 0 | 0 | 4 | 4 | 4 | 1 | 0 | Insurance technical reserves | 6 | LIA | |
| 0 | 0 | 0 | 0 | 0 | 4 | 4 | 4 | 0 | 0 | Life insurance reserves | 611 | LIA | |
| 0 | 0 | 0 | 0 | 0 | 0 | 0 | 0 | 0 | 0 | Pension fund reserves | 612 | LIA | |
| 0 | 0 | 0 | 0 | 0 | 0 | 0 | 0 | 0 | 0 | Other technical reserves | 62 | LIA | |
| -32 | 3 | 0 | -3 | -3 | -50 | 3 | -11 | 14 | -53 | Other accounts payable | 7 | LIA | |
| 4 | 0 | 0 | 7 | 1 | -69 | -10 | -22 | 12 | -60 | Trade credits and advances | 71 | LIA | |
| -37 | 3 | 0 | -10 | -4 | 19 | 13 | 11 | 2 | 7 | Other | 79 | LIA | |
| -840 | 8 | 140 | -754 | 3 | 1891 | 1700 | 1253 | 447 | 191 | Net financial assets | | NETO | |
| Centralna država/ Central government | Lokalna država/ Local government | Skladi socialne varnosti/ Social security funds | Gospodinjstva/ Households | Nepr. instit., ki opravljajo storitve za gospod./ Non-profit institutions serving households | Tujina/ Rest of the world | EU/ European Union | EMU/ Members of the EMU | Ostale članice EU/ European Union, not EMU | Ostali (izven EU)/ Others (not EU) | | | | |
| S1311 | S1313 | S1314 | S14 | S15 | S2 | S21 | S2111 | S2112 | S22 | | | | |

A.1.12.

A.1.13. Nekonsolidirani finančni računi - stanja 2012 (konec leta)

v mio EUR

| Vrsta post. | Oznaka | Finančni instrumenti | Institucionalni sektorji | | | | | | | | |
|----------------|--------|--|--|--|--|----------------------------------|--|--|--|--|-------------------------------|
| | | | S1 | S11 | S12 | S121 | S122 | S123 | S124 | S125 | S13 |
| FSR | F | Finančna sredstva | 181.109 | 43.297 | 77.250 | 12.454 | 49.590 | 6.643 | 288 | 8.275 | 22.589 |
| FSR | 1 | Monetarno zlato in SDR | 371 | 0 | 371 | 371 | 0 | 0 | 0 | 0 | 0 |
| FSR | 2 | Gotovina in vloge | 37.899 | 4.048 | 8.076 | 3.445 | 3.282 | 337 | 63 | 950 | 6.005 |
| FSR | 21 | Gotovina | 4.371 | 69 | 287 | 3 | 283 | 0 | 0 | 1 | 0 |
| FSR | 22 | Prenosljive vloge | 10.979 | 2.108 | 1.979 | 5 | 1.699 | 137 | 42 | 97 | 415 |
| FSR | 29 | Druge vloge | 22.549 | 1.872 | 5.810 | 3.437 | 1.299 | 200 | 21 | 852 | 5.589 |
| FSR | 3 | Vrednostni papirji razen delnic | 17.548 | 257 | 16.491 | 4.795 | 6.968 | 276 | 7 | 4.444 | 402 |
| FSR | 331 | Kratkoročni | 697 | 46 | 621 | 0 | 448 | 21 | 1 | 151 | 11 |
| FSR | 332 | Dolgoročni | 16.539 | 202 | 15.576 | 4.794 | 6.241 | 247 | 6 | 4.289 | 389 |
| FSR | 34 | Izvedeni finančni instrumenti | 312 | 9 | 294 | 1 | 280 | 9 | 0 | 4 | 2 |
| FSR | 4 | Posojila | 54.089 | 6.494 | 45.100 | 3.739 | 37.605 | 3.530 | 51 | 174 | 1.751 |
| FSR | 41 | Kratkoročna | 13.460 | 3.636 | 9.530 | 0 | 9.037 | 427 | 47 | 18 | 6 |
| FSR | 42 | Dolgoročna | 40.629 | 2.857 | 35.571 | 3.739 | 28.568 | 3.103 | 4 | 156 | 1.746 |
| FSR | 5 | Delnice in drug lastniški kapital | 44.897 | 17.126 | 5.937 | 96 | 1.443 | 2.141 | 104 | 2.153 | 11.326 |
| FSR | 511 | Delnice, ki kotirajo | 6.051 | 958 | 2.250 | 0 | 577 | 1.324 | 23 | 327 | 1.511 |
| FSR | 512 | Delnice, ki ne kotirajo | 12.406 | 4.240 | 1.663 | 21 | 686 | 471 | 48 | 437 | 5.425 |
| FSR | 513 | Drug lastniški kapital | 22.110 | 11.804 | 452 | 75 | 154 | 136 | 25 | 63 | 4.244 |
| FSR | 52 | Delnice/enote investicijskih skladov | 4.330 | 123 | 1.572 | 0 | 27 | 211 | 8 | 1.326 | 146 |
| FSR | 6 | Zavarovalno tehnične rezervacije | 5.105 | 416 | 262 | 0 | 37 | 1 | 0 | 225 | 2 |
| FSR | 611 | Rezervacije iz življenjskih zavarovanj | 2.536 | 0 | 0 | 0 | 0 | 0 | 0 | 0 | 0 |
| FSR | 612 | Rezervacije iz pokojninskih zavarovanj | 1.189 | 0 | 0 | 0 | 0 | 0 | 0 | 0 | 0 |
| FSR | 62 | Druge tehnične rezervacije | 1.380 | 416 | 262 | 0 | 37 | 1 | 0 | 225 | 2 |
| FSR | 7 | Druge terjatve | 21.200 | 14.956 | 1.012 | 8 | 255 | 357 | 62 | 330 | 3.104 |
| FSR | 71 | Trgovinski krediti in avansi | 14.287 | 12.873 | 529 | 0 | 9 | 227 | 15 | 278 | 391 |
| FSR | 79 | Drugo | 6.913 | 2.083 | 483 | 8 | 246 | 131 | 47 | 51 | 2.713 |
| OBV | F | Obveznosti | 197.643 | 86.056 | 73.910 | 11.801 | 45.806 | 7.902 | 290 | 8.111 | 25.441 |
| OBV | 2 | Gotovina in vloge | 39.125 | 0 | 37.267 | 10.892 | 26.376 | 0 | 0 | 0 | 1.857 |
| OBV | 21 | Gotovina | 3.997 | 0 | 3.947 | 3.947 | 0 | 0 | 0 | 0 | 50 |
| OBV | 22 | Prenosljive vloge | 15.252 | 0 | 15.252 | 5.820 | 9.432 | 0 | 0 | 0 | 0 |
| OBV | 29 | Druge vloge | 19.875 | 0 | 18.068 | 1.125 | 16.943 | 0 | 0 | 0 | 1.807 |
| OBV | 3 | Vrednostni papirji razen delnic | 20.300 | 966 | 2.827 | 0 | 2.773 | 5 | 4 | 45 | 16.507 |
| OBV | 331 | Kratkoročni | 1.067 | 97 | 252 | 0 | 251 | 1 | 0 | 0 | 717 |
| OBV | 332 | Dolgoročni | 18.805 | 740 | 2.282 | 0 | 2.233 | 0 | 3 | 45 | 15.782 |
| OBV | 34 | Izvedeni finančni instrumenti | 429 | 129 | 293 | 0 | 289 | 4 | 0 | 0 | 7 |
| OBV | 4 | Posojila | 65.307 | 33.043 | 18.534 | 0 | 13.114 | 5.241 | 142 | 37 | 2.973 |
| OBV | 41 | Kratkoročna | 12.456 | 10.091 | 1.129 | 0 | 0 | 1.023 | 103 | 3 | 40 |
| OBV | 42 | Dolgoročna | 52.851 | 22.952 | 17.405 | 0 | 13.114 | 4.217 | 39 | 34 | 2.933 |
| OBV | 5 | Delnice in drug lastniški kapital | 46.595 | 36.504 | 9.277 | 859 | 3.325 | 2.426 | 102 | 2.564 | 814 |
| OBV | 511 | Delnice, ki kotirajo | 4.925 | 4.325 | 600 | 0 | 81 | 68 | 0 | 451 | 0 |
| OBV | 512 | Delnice, ki ne kotirajo | 14.865 | 9.989 | 4.194 | 0 | 3.220 | 246 | 47 | 681 | 682 |
| OBV | 513 | Drug lastniški kapital | 23.638 | 22.190 | 1.316 | 859 | 0 | 319 | 55 | 83 | 132 |
| OBV | 52 | Delnice/enote investicijskih skladov | 3.167 | 0 | 3.167 | 0 | 24 | 1.794 | 0 | 1.350 | 0 |
| OBV | 6 | Zavarovalno tehnične rezervacije | 5.203 | 0 | 5.203 | 0 | 0 | 0 | 0 | 5.203 | 0 |
| OBV | 611 | Rezervacije iz življenjskih zavarovanj | 2.439 | 0 | 2.439 | 0 | 0 | 0 | 0 | 2.439 | 0 |
| OBV | 612 | Rezervacije iz pokojninskih zavarovanj | 1.191 | 0 | 1.191 | 0 | 0 | 0 | 0 | 1.191 | 0 |
| OBV | 62 | Druge tehnične rezervacije | 1.574 | 0 | 1.574 | 0 | 0 | 0 | 0 | 1.574 | 0 |
| OBV | 7 | Druge obveznosti | 21.113 | 15.542 | 801 | 49 | 218 | 230 | 42 | 262 | 3.291 |
| OBV | 71 | Trgovinski krediti in avansi | 14.184 | 11.806 | 379 | 1 | 34 | 133 | 21 | 190 | 1.024 |
| OBV | 79 | Drugo | 6.929 | 3.737 | 422 | 48 | 184 | 97 | 21 | 72 | 2.267 |
| NETO | | Neto finančna sredstva | -16.534 | -42.760 | 3.339 | 653 | 3.784 | -1.260 | -2 | 164 | -2.852 |
| | | | Gospodarstvo Slovenije/ Total economy | Neфинанčne družbe/ Non-financial corporations | Finančne družbe/ Financial corporations | Centralna banka/ Central Bank | Druge denarne finančne institucije/ Other monetary financial institutions | Druzi finančni posredniki/ Other financial intermediaries | Izvajalci pomožnih finančnih dejavnosti/ Financial auxiliaries | Zavarovalnice in pokojninski skladi/ Insurance corporations and pension funds | Država/ General government |
| | | | S1 | S11 | S12 | S121 | S122 | S123 | S124 | S125 | S13 |

Non-consolidated financial accounts - outstanding amounts 2012 (end of year) A.1.13.

EUR millions

| Institutional sectors | | | | | | | | | | | Financial instruments | Code | Item type | |
|---|-------------------------------------|--|------------------------------|---|------------------------------|-----------------------|----------------------------|---|---------------------------------------|--|------------------------------|------|-----------|--|
| S1311 | S1313 | S1314 | S14 | S15 | S2 | S21 | S2111 | S2112 | S22 | | | | | |
| 19.668 | 1.376 | 1.545 | 37.455 | 518 | 50.495 | 43.013 | 36.227 | 6.786 | 7.481 | | Financial assets | F | FAS | |
| 0 | 0 | 0 | 0 | 0 | 0 | 0 | 0 | 0 | 0 | | Monetary gold and SDRs | 1 | FAS | |
| 5.561 | 386 | 57 | 19.459 | 311 | 7.347 | 6.906 | 6.845 | 61 | 441 | | Currency and deposits | 2 | FAS | |
| 0 | 0 | 0 | 4.014 | 0 | 226 | 226 | 226 | 0 | 0 | | Currency | 21 | FAS | |
| 211 | 200 | 4 | 6.327 | 150 | 4.815 | 4.605 | 4.587 | 18 | 210 | | Transferable deposits | 22 | FAS | |
| 5.350 | 186 | 53 | 9.117 | 160 | 2.306 | 2.075 | 2.032 | 43 | 231 | | Other deposits | 29 | FAS | |
| 233 | 0 | 169 | 365 | 33 | 12.161 | 10.108 | 8.015 | 2.093 | 2.054 | | Securities other than shares | 3 | FAS | |
| 7 | 0 | 5 | 19 | 0 | 432 | 422 | 396 | 25 | 10 | | Short-term | 331 | FAS | |
| 225 | 0 | 164 | 339 | 33 | 11.461 | 9.429 | 7.409 | 2.020 | 2.031 | | Long-term | 332 | FAS | |
| 2 | 0 | 0 | 8 | 0 | 269 | 257 | 209 | 48 | 12 | | Financial derivatives | 34 | FAS | |
| 1.739 | 10 | 2 | 740 | 4 | 16.922 | 15.513 | 12.157 | 3.356 | 1.410 | | Loans | 4 | FAS | |
| 3 | 0 | 2 | 285 | 4 | 1.169 | 855 | 612 | 243 | 314 | | Short-term | 41 | FAS | |
| 1.736 | 10 | 0 | 455 | 0 | 15.754 | 14.658 | 11.545 | 3.113 | 1.095 | | Long-term | 42 | FAS | |
| 9.815 | 528 | 982 | 10.418 | 91 | 8.421 | 6.529 | 6.003 | 526 | 1.893 | | Shares and other equity | 5 | FAS | |
| 1.064 | 4 | 443 | 1.327 | 4 | 668 | 294 | 206 | 89 | 374 | | Quoted shares | 511 | FAS | |
| 5.027 | 61 | 336 | 1.026 | 53 | 3.222 | 2.486 | 2.398 | 88 | 736 | | Unquoted shares | 512 | FAS | |
| 3.673 | 462 | 109 | 5.582 | 28 | 4.511 | 3.735 | 3.387 | 348 | 776 | | Other equity | 513 | FAS | |
| 51 | 1 | 94 | 2.483 | 6 | 21 | 13 | 11 | 2 | 8 | | Mutual funds shares | 52 | FAS | |
| 1 | 0 | 0 | 4.424 | 1 | 239 | 159 | 22 | 137 | 80 | | Insurance technical reserves | 6 | FAS | |
| 0 | 0 | 0 | 2.536 | 0 | 1 | 1 | 1 | 0 | 0 | | Life insurance reserves | 611 | FAS | |
| 0 | 0 | 0 | 1.189 | 0 | 2 | 0 | 0 | 0 | 2 | | Pension fund reserves | 612 | FAS | |
| 1 | 0 | 0 | 699 | 1 | 236 | 158 | 21 | 137 | 78 | | Other technical reserves | 62 | FAS | |
| 2.318 | 451 | 334 | 2.050 | 78 | 5.404 | 3.800 | 3.187 | 613 | 1.604 | | Other accounts receivable | 7 | FAS | |
| 198 | 171 | 22 | 475 | 20 | 4.978 | 3.541 | 2.944 | 596 | 1.437 | | Trade credits and advances | 71 | FAS | |
| 2.120 | 281 | 312 | 1.575 | 59 | 427 | 259 | 243 | 17 | 167 | | Other | 79 | FAS | |
| 23.430 | 1.258 | 753 | 12.103 | 132 | 33.590 | 20.834 | 18.153 | 2.682 | 12.755 | | Liabilities | F | LIA | |
| 1.857 | 0 | 0 | 0 | 0 | 6.121 | 5.066 | 4.655 | 410 | 1.055 | | Currency and deposits | 2 | LIA | |
| 50 | 0 | 0 | 0 | 0 | 599 | 6 | 0 | 6 | 593 | | Currency | 21 | LIA | |
| 0 | 0 | 0 | 0 | 0 | 542 | 431 | 375 | 55 | 112 | | Transferable deposits | 22 | LIA | |
| 1.807 | 0 | 0 | 0 | 0 | 4.979 | 4.629 | 4.280 | 349 | 350 | | Other deposits | 29 | LIA | |
| 16.507 | 0 | 0 | 0 | 0 | 9.409 | 8.448 | 7.458 | 990 | 961 | | Securities other than shares | 3 | LIA | |
| 717 | 0 | 0 | 0 | 0 | 62 | 60 | 51 | 9 | 2 | | Short-term | 331 | LIA | |
| 15.782 | 0 | 0 | 0 | 0 | 9.195 | 8.244 | 7.285 | 959 | 951 | | Long-term | 332 | LIA | |
| 7 | 0 | 0 | 0 | 0 | 152 | 144 | 122 | 22 | 8 | | Financial derivatives | 34 | LIA | |
| 2.204 | 717 | 52 | 10.657 | 100 | 5.704 | 2.313 | 2.017 | 296 | 3.391 | | Loans | 4 | LIA | |
| 25 | 14 | 0 | 1.167 | 29 | 2.173 | 783 | 597 | 186 | 1.391 | | Short-term | 41 | LIA | |
| 2.179 | 703 | 52 | 9.490 | 70 | 3.531 | 1.531 | 1.421 | 110 | 2.001 | | Long-term | 42 | LIA | |
| 376 | 0 | 437 | 0 | 0 | 6.723 | 2.150 | 1.953 | 197 | 4.573 | | Shares and other equity | 5 | LIA | |
| 0 | 0 | 0 | 0 | 0 | 1.794 | 411 | 306 | 105 | 1.383 | | Quoted shares | 511 | LIA | |
| 245 | 0 | 437 | 0 | 0 | 762 | 284 | 267 | 18 | 478 | | Unquoted shares | 512 | LIA | |
| 132 | 0 | 0 | 0 | 0 | 2.983 | 542 | 481 | 61 | 2.441 | | Other equity | 513 | LIA | |
| 0 | 0 | 0 | 0 | 0 | 1.184 | 913 | 899 | 14 | 271 | | Mutual funds shares | 52 | LIA | |
| 0 | 0 | 0 | 0 | 0 | 141 | 134 | 109 | 25 | 6 | | Insurance technical reserves | 6 | LIA | |
| 0 | 0 | 0 | 0 | 0 | 99 | 98 | 88 | 10 | 1 | | Life insurance reserves | 611 | LIA | |
| 0 | 0 | 0 | 0 | 0 | 0 | 0 | 0 | 0 | 0 | | Pension fund reserves | 612 | LIA | |
| 0 | 0 | 0 | 0 | 0 | 42 | 37 | 21 | 15 | 5 | | Other technical reserves | 62 | LIA | |
| 2.485 | 541 | 264 | 1.447 | 32 | 5.491 | 2.723 | 1.960 | 763 | 2.768 | | Other accounts payable | 7 | LIA | |
| 732 | 234 | 57 | 948 | 27 | 5.080 | 2.536 | 1.805 | 732 | 2.544 | | Trade credits and advances | 71 | LIA | |
| 1.753 | 307 | 206 | 498 | 5 | 411 | 187 | 155 | 31 | 224 | | Other | 79 | LIA | |
| -3.762 | 118 | 792 | 25.352 | 386 | 16.905 | 22.179 | 18.074 | 4.105 | -5.274 | | Net financial assets | | NETO | |
| Centralna država/ Central government | Lokalna država/ Local government | Skladi socialne varnosti/ Social security funds | Gospodinjstva/ Households | Nepr. instit., ki opravljajo storitve za gospod./ Non-profit institutions serving households | Tujina/ Rest of the world | EU/ European Union | EMU/ Members of the EMU | Ostale članice EU/ European Union, not EMU | Ostali (izven EU)/ Others (not EU) | | | | | |
| S1311 | S1313 | S1314 | S14 | S15 | S2 | S21 | S2111 | S2112 | S22 | | | | | |

A.1.13.

A.1.14. Nekonsolidirani finančni računi - transakcije 2013

v mio EUR

| Vrsta post. | Oznaka | Finančni instrumenti | Institucionalni sektorji | | | | | | | | |
|----------------|--------|--|--|--|--|----------------------------------|--|--|--|--|-------------------------------|
| | | | S1 | S11 | S12 | S121 | S122 | S123 | S124 | S125 | S13 |
| FSR | F | Finančna sredstva | 1089 | 228 | -3.059 | -1.775 | -1.433 | -127 | 32 | 244 | 1602 |
| FSR | 1 | Monetarno zlato in SDR | -12 | 0 | -12 | -12 | 0 | 0 | 0 | 0 | 0 |
| FSR | 2 | Gotovina in vloge | 2.997 | 548 | 339 | -558 | 1.168 | -25 | 24 | -269 | -39 |
| FSR | 21 | Gotovina | 2.190 | 5 | 23 | 0 | 22 | 1 | 0 | 0 | 0 |
| FSR | 22 | Prenosljive vloge | 1.051 | 367 | 515 | 0 | 470 | -12 | 20 | 37 | 159 |
| FSR | 29 | Druge vloge | -244 | 176 | -199 | -558 | 675 | -14 | 4 | -305 | -198 |
| FSR | 3 | Vrednostni papirji razen delnic | 820 | -35 | 666 | -798 | 1.163 | -23 | -1 | 326 | 190 |
| FSR | 331 | Kratkoročni | -66 | 1 | -81 | -223 | 81 | -12 | 0 | 72 | 11 |
| FSR | 332 | Dolgoročni | 1.007 | -17 | 847 | -565 | 1.167 | -10 | -1 | 256 | 180 |
| FSR | 34 | Izvedeni finančni instrumenti | -121 | -19 | -100 | -10 | -86 | -2 | 0 | -2 | -1 |
| FSR | 4 | Posojila | -3.783 | -210 | -4.420 | -403 | -3.945 | -75 | 3 | 0 | 869 |
| FSR | 41 | Kratkoročna | -1.705 | -447 | -1.596 | 0 | -1.532 | -70 | -2 | 9 | 338 |
| FSR | 42 | Dolgoročna | -2.079 | 237 | -2.824 | -403 | -2.412 | -5 | 5 | -9 | 531 |
| FSR | 5 | Delnice in drug lastniški kapital | 1.011 | 167 | 419 | 0 | 257 | 2 | -2 | 162 | 423 |
| FSR | 511 | Delnice, ki kotirajo | 46 | -8 | 64 | 0 | 46 | 4 | -7 | 21 | 19 |
| FSR | 512 | Delnice, ki ne kotirajo | 331 | 3 | 102 | 0 | 45 | -13 | 4 | 66 | 252 |
| FSR | 513 | Drug lastniški kapital | 545 | 193 | 192 | 0 | 179 | 9 | 1 | 3 | 148 |
| FSR | 52 | Delnice/enote investicijskih skladov | 89 | -20 | 62 | 0 | -13 | 2 | 1 | 71 | 4 |
| FSR | 6 | Zavarovalno tehnične rezervacije | -85 | -41 | -25 | 0 | -1 | 0 | 0 | -24 | 0 |
| FSR | 611 | Rezervacije iz življenjskih zavarovanj | 53 | 0 | 0 | 0 | 0 | 0 | 0 | 0 | 0 |
| FSR | 612 | Rezervacije iz pokojninskih zavarovanj | -49 | 0 | 0 | 0 | 0 | 0 | 0 | 0 | 0 |
| FSR | 62 | Druge tehnične rezervacije | -89 | -41 | -25 | 0 | -1 | 0 | 0 | -24 | 0 |
| FSR | 7 | Druge terjatve | 141 | -202 | -26 | -3 | -75 | -6 | 7 | 50 | 159 |
| FSR | 71 | Trgovinski krediti in avansi | -105 | -143 | 39 | 0 | 2 | -5 | 9 | 33 | 35 |
| FSR | 79 | Drugo | 246 | -59 | -64 | -3 | -77 | -1 | -1 | 17 | 125 |
| OBV | F | Obveznosti | -2.136 | -1.424 | -7.203 | -1.760 | -5.381 | -165 | -10 | 114 | 6.776 |
| OBV | 2 | Gotovina in vloge | -4.002 | 0 | -4.224 | -1.748 | -2.476 | 0 | 0 | 0 | 222 |
| OBV | 21 | Gotovina | 192 | 0 | 188 | 188 | 0 | 0 | 0 | 0 | 3 |
| OBV | 22 | Prenosljive vloge | -2.760 | 0 | -2.760 | -2.897 | 136 | 0 | 0 | 0 | 0 |
| OBV | 29 | Druge vloge | -1.434 | 0 | -1.652 | 960 | -2.612 | 0 | 0 | 0 | 219 |
| OBV | 3 | Vrednostni papirji razen delnic | 5.143 | -50 | -716 | -2 | -704 | -2 | 0 | -9 | 5.909 |
| OBV | 331 | Kratkoročni | -222 | 14 | -129 | 0 | -128 | -1 | 1 | 0 | -108 |
| OBV | 332 | Dolgoročni | 5.515 | 5 | -509 | 0 | -499 | 0 | -1 | -9 | 6.018 |
| OBV | 34 | Izvedeni finančni instrumenti | -150 | -69 | -79 | -2 | -77 | 0 | 0 | 0 | -1 |
| OBV | 4 | Posojila | -3.936 | -1.345 | -2.661 | 0 | -2.320 | -323 | -12 | -5 | 348 |
| OBV | 41 | Kratkoročna | -1.413 | -1.224 | -139 | 0 | 0 | -116 | -25 | 2 | 13 |
| OBV | 42 | Dolgoročna | -2.523 | -121 | -2.522 | 0 | -2.320 | -207 | 13 | -8 | 336 |
| OBV | 5 | Delnice in drug lastniški kapital | 953 | 295 | 452 | 0 | 180 | 153 | 0 | 119 | 205 |
| OBV | 511 | Delnice, ki kotirajo | 82 | 27 | 55 | 0 | 0 | 0 | 0 | 55 | 0 |
| OBV | 512 | Delnice, ki ne kotirajo | 380 | 5 | 170 | 0 | 169 | 0 | 0 | 1 | 205 |
| OBV | 513 | Drug lastniški kapital | 466 | 263 | 203 | 0 | 0 | 203 | 0 | 0 | 0 |
| OBV | 52 | Delnice/enote investicijskih skladov | 24 | 0 | 24 | 0 | 12 | -50 | 0 | 63 | 0 |
| OBV | 6 | Zavarovalno tehnične rezervacije | -36 | 0 | -36 | 0 | 0 | 0 | 0 | -36 | 0 |
| OBV | 611 | Rezervacije iz življenjskih zavarovanj | 49 | 0 | 49 | 0 | 0 | 0 | 0 | 49 | 0 |
| OBV | 612 | Rezervacije iz pokojninskih zavarovanj | -49 | 0 | -49 | 0 | 0 | 0 | 0 | -49 | 0 |
| OBV | 62 | Druge tehnične rezervacije | -36 | 0 | -36 | 0 | 0 | 0 | 0 | -36 | 0 |
| OBV | 7 | Druge obveznosti | -258 | -323 | -17 | -10 | -62 | 7 | 2 | 46 | 91 |
| OBV | 71 | Trgovinski krediti in avansi | -459 | -508 | 63 | 2 | -1 | 18 | 3 | 40 | 27 |
| OBV | 79 | Drugo | 200 | 185 | -79 | -11 | -61 | -11 | -1 | 5 | 64 |
| NETO | | Neto finančna sredstva | 3.225 | 1.651 | 4.144 | -15 | 3.948 | 38 | 43 | 130 | -5.174 |
| | | | Gospodarstvo Slovenije/ Total economy | Neфинанčne družbe/ Non-financial corporations | Finančne družbe/ Financial corporations | Centralna banka/ Central Bank | Druge denarne finančne institucije/ Other monetary financial institutions | Drugi finančni posredniki/ Other financial intermediaries | Izvajalci pomožnih finančnih dejavnosti/ Financial auxiliaries | Zavarovalnice in pokojninski skladi/ Insurance corporations and pension funds | Država/ General government |
| | | | S1 | S11 | S12 | S121 | S122 | S123 | S124 | S125 | S13 |

Non-consolidated financial accounts - transactions 2013 A.1.14.

EUR millions

| Institutional sectors | | | | | | | | | | | Financial instruments | Code | Item type |
|---|-------------------------------------|--|------------------------------|---|------------------------------|-----------------------|----------------------------|---|---------------------------------------|------------------------------|-----------------------|------|-----------|
| S1311 | S1313 | S1314 | S14 | S15 | S2 | S21 | S2111 | S2112 | S22 | | | | |
| 1640 | 19 | -57 | 2329 | -11 | -623 | -3179 | -5.444 | 2265 | 2557 | Financial assets | F | FAS | |
| 0 | 0 | 0 | 0 | 0 | 12 | -102 | 0 | -102 | 115 | Monetary gold and SDRs | 1 | FAS | |
| 18 | -9 | -48 | 2.155 | -6 | -4.489 | -4.407 | -4.512 | 104 | -82 | Currency and deposits | 2 | FAS | |
| 0 | 0 | 0 | 2.162 | 0 | -226 | -226 | -226 | 0 | 0 | Currency | 21 | FAS | |
| 156 | 6 | -2 | 7 | 2 | -3.397 | -3.376 | -3.484 | 108 | -21 | Transferable deposits | 22 | FAS | |
| -138 | -15 | -46 | -15 | -8 | -867 | -805 | -802 | -4 | -62 | Other deposits | 29 | FAS | |
| 222 | 0 | -32 | 9 | -10 | 3.709 | 1.430 | 147 | 1.283 | 2.279 | Securities other than shares | 3 | FAS | |
| 16 | 0 | -5 | 4 | 0 | -244 | -238 | -227 | -10 | -6 | Short-term | 331 | FAS | |
| 207 | 0 | -27 | 7 | -10 | 4.014 | 1.727 | 429 | 1.298 | 2.287 | Long-term | 332 | FAS | |
| -1 | 0 | 0 | -1 | 0 | -62 | -59 | -55 | -5 | -3 | Financial derivatives | 34 | FAS | |
| 870 | -1 | 0 | -20 | -2 | -114 | -213 | -960 | 747 | 98 | Loans | 4 | FAS | |
| 339 | 0 | 0 | 2 | -2 | 51 | 68 | 73 | -5 | -17 | Short-term | 41 | FAS | |
| 531 | 0 | 0 | -22 | 0 | -166 | -280 | -1.032 | 752 | 115 | Long-term | 42 | FAS | |
| 413 | 4 | 5 | 0 | 2 | 434 | 328 | 246 | 82 | 106 | Shares and other equity | 5 | FAS | |
| 17 | 0 | 2 | -29 | 0 | 134 | 66 | 31 | 35 | 67 | Quoted shares | 511 | FAS | |
| 252 | 0 | 0 | -27 | 2 | 112 | 70 | 72 | -2 | 42 | Unquoted shares | 512 | FAS | |
| 143 | 4 | 0 | 13 | 0 | 186 | 193 | 144 | 49 | -7 | Other equity | 513 | FAS | |
| 1 | 0 | 3 | 44 | 0 | 2 | -2 | -1 | -1 | 4 | Mutual funds shares | 52 | FAS | |
| 1 | 0 | 0 | -19 | 0 | 39 | 45 | 8 | 37 | -6 | Insurance technical reserves | 6 | FAS | |
| 0 | 0 | 0 | 53 | 0 | 0 | 0 | 0 | 0 | 0 | Life insurance reserves | 611 | FAS | |
| 0 | 0 | 0 | -49 | 0 | 0 | 1 | 0 | 1 | -1 | Pension fund reserves | 612 | FAS | |
| 1 | 0 | 0 | -23 | 0 | 40 | 44 | 8 | 36 | -4 | Other technical reserves | 62 | FAS | |
| 116 | 25 | 18 | 204 | 5 | -213 | -260 | -374 | 113 | 47 | Other accounts receivable | 7 | FAS | |
| 19 | 15 | 0 | -37 | 2 | -147 | -218 | -331 | 112 | 71 | Trade credits and advances | 71 | FAS | |
| 97 | 10 | 17 | 242 | 3 | -66 | -42 | -43 | 1 | -24 | Other | 79 | FAS | |
| 6.743 | 91 | -58 | -271 | -14 | 2.602 | 2.181 | 2.183 | -2 | 421 | Liabilities | F | LIA | |
| 222 | 0 | 0 | 0 | 0 | 2.510 | 2.318 | 2.417 | -99 | 192 | Currency and deposits | 2 | LIA | |
| 3 | 0 | 0 | 0 | 0 | 1.772 | 1.562 | 1.572 | -10 | 210 | Currency | 21 | LIA | |
| 0 | 0 | 0 | 0 | 0 | 415 | 333 | 283 | 50 | 82 | Transferable deposits | 22 | LIA | |
| 219 | 0 | 0 | 0 | 0 | 323 | 423 | 562 | -139 | -101 | Other deposits | 29 | LIA | |
| 5.909 | 0 | 0 | 0 | 0 | -614 | -653 | -649 | -4 | 39 | Securities other than shares | 3 | LIA | |
| -108 | 0 | 0 | 0 | 0 | -87 | -83 | -75 | -8 | -4 | Short-term | 331 | LIA | |
| 6.018 | 0 | 0 | 0 | 0 | -494 | -536 | -529 | -7 | 42 | Long-term | 332 | LIA | |
| -1 | 0 | 0 | 0 | 0 | -33 | -33 | -44 | 11 | 0 | Financial derivatives | 34 | LIA | |
| 383 | 16 | -50 | -263 | -15 | 38 | 86 | 152 | -66 | -48 | Loans | 4 | LIA | |
| 11 | 1 | 0 | -58 | -4 | -241 | -63 | -7 | -55 | -178 | Short-term | 41 | LIA | |
| 372 | 14 | -50 | -204 | -11 | 279 | 149 | 159 | -10 | 130 | Long-term | 42 | LIA | |
| 205 | 0 | 0 | 0 | 2 | 492 | 321 | 212 | 109 | 171 | Shares and other equity | 5 | LIA | |
| 0 | 0 | 0 | 0 | 0 | 97 | 7 | 7 | 0 | 90 | Quoted shares | 511 | LIA | |
| 205 | 0 | 0 | 0 | 1 | 63 | 74 | 10 | 64 | -11 | Unquoted shares | 512 | LIA | |
| 0 | 0 | 0 | 0 | 1 | 265 | 186 | 141 | 46 | 79 | Other equity | 513 | LIA | |
| 0 | 0 | 0 | 0 | 0 | 67 | 54 | 54 | -1 | 13 | Mutual funds shares | 52 | LIA | |
| 0 | 0 | 0 | 0 | 0 | -10 | -11 | -3 | -8 | 1 | Insurance technical reserves | 6 | LIA | |
| 0 | 0 | 0 | 0 | 0 | 3 | 3 | 3 | 0 | 0 | Life insurance reserves | 611 | LIA | |
| 0 | 0 | 0 | 0 | 0 | 0 | 0 | 0 | 0 | 0 | Pension fund reserves | 612 | LIA | |
| 0 | 0 | 0 | 0 | 0 | -13 | -14 | -6 | -9 | 1 | Other technical reserves | 62 | LIA | |
| 24 | 75 | -8 | -8 | -1 | 186 | 119 | 54 | 65 | 67 | Other accounts payable | 7 | LIA | |
| -10 | 43 | -6 | -38 | -2 | 207 | 147 | 77 | 69 | 60 | Trade credits and advances | 71 | LIA | |
| 34 | 32 | -2 | 29 | 1 | -20 | -27 | -23 | -4 | 7 | Other | 79 | LIA | |
| -5.103 | -72 | 1 | 2.600 | 3 | -3.225 | -5.360 | -7.627 | 2.267 | 2.135 | Net financial assets | | NETO | |
| Centralna država/ Central government | Lokalna država/ Local government | Skladi socialne varnosti/ Social security funds | Gospodinjstva/ Households | Nepr. instit., ki opravljajo storitve za gospod./ Non-profit institutions serving households | Tujina/ Rest of the world | EU/ European Union | EMU/ Members of the EMU | Ostale članice EU/ European Union, not EMU | Ostali (izven EU)/ Others (not EU) | | | | |
| S1311 | S1313 | S1314 | S14 | S15 | S2 | S21 | S2111 | S2112 | S22 | | | | |

A.1.14.

A.1.15. Nekonsolidirani finančni računi - vrednostne spremembe 2013

v mio EUR

| Vrsta post. | Oznaka | Finančni instrumenti | Institucionalni sektorji | | | | | | | | |
|-------------|--------|--|--|--|--|----------------------------------|--|--|--|--|-------------------------------|
| | | | S1 | S11 | S12 | S121 | S122 | S123 | S124 | S125 | S13 |
| FSR | F | Finančna sredstva | -3.326 | -1.018 | -3.212 | 74 | -3.224 | -170 | 9 | 99 | 2.097 |
| FSR | 1 | Monetarno zlato in SDR | -50 | 0 | -50 | -50 | 0 | 0 | 0 | 0 | 0 |
| FSR | 2 | Gotovina in vloge | -1.390 | 15 | -22 | -9 | -30 | 12 | -1 | 5 | -4 |
| FSR | 21 | Gotovina | -1.346 | 0 | -1 | 0 | -1 | 0 | 0 | 0 | 0 |
| FSR | 22 | Prenosljive vloge | -351 | -195 | -93 | 0 | -20 | -6 | -2 | -65 | -20 |
| FSR | 29 | Druge vloge | 308 | 211 | 72 | -8 | -9 | 18 | 1 | 71 | 16 |
| FSR | 3 | Vrednostni papirji razen delnic | 107 | -25 | 182 | 134 | -40 | -27 | 1 | 115 | 6 |
| FSR | 331 | Kratkoročni | 244 | -3 | 255 | 235 | 9 | 0 | 0 | 12 | 3 |
| FSR | 332 | Dolgoročni | -102 | -36 | -25 | -115 | 14 | -28 | 1 | 103 | 3 |
| FSR | 34 | Izvedeni finančni instrumenti | -35 | 14 | -49 | 13 | -62 | 0 | 0 | 0 | 0 |
| FSR | 4 | Posojila | -2.576 | -74 | -2.480 | -2 | -2.439 | -26 | -6 | -8 | -1 |
| FSR | 41 | Kratkoročna | -1.160 | -54 | -1.090 | 0 | -1.006 | -79 | 0 | -6 | -1 |
| FSR | 42 | Dolgoročna | -1.416 | -20 | -1.390 | -2 | -1.433 | 53 | -6 | -2 | 0 |
| FSR | 5 | Delnice in drug lastniški kapital | 599 | -899 | -799 | 0 | -716 | -91 | 12 | -4 | 2.104 |
| FSR | 511 | Delnice, ki kotirajo | 92 | -131 | -149 | 0 | -216 | 71 | 1 | -5 | 228 |
| FSR | 512 | Delnice, ki ne kotirajo | 714 | -521 | -438 | 0 | -277 | -121 | 10 | -50 | 1.699 |
| FSR | 513 | Drug lastniški kapital | -337 | -251 | -262 | 0 | -221 | -42 | 1 | 0 | 164 |
| FSR | 52 | Delnice/enote investicijskih skladov | 131 | 4 | 50 | 0 | -2 | 1 | 0 | 51 | 14 |
| FSR | 6 | Zavarovalno tehnične rezervacije | 76 | 12 | 0 | 0 | 0 | 0 | 0 | 0 | 0 |
| FSR | 611 | Rezervacije iz življenjskih zavarovanj | 45 | 0 | 0 | 0 | 0 | 0 | 0 | 0 | 0 |
| FSR | 612 | Rezervacije iz pokojninskih zavarovanj | 1 | 0 | 0 | 0 | 0 | 0 | 0 | 0 | 0 |
| FSR | 62 | Druge tehnične rezervacije | 30 | 12 | 0 | 0 | 0 | 0 | 0 | 0 | 0 |
| FSR | 7 | Druge terjatve | -94 | -48 | -44 | 0 | 1 | -38 | 3 | -10 | -9 |
| FSR | 71 | Trgovinski krediti in avansi | -108 | -54 | -51 | 0 | 0 | -48 | 2 | -5 | -3 |
| FSR | 79 | Drugo | 14 | 6 | 7 | 0 | 1 | 10 | 1 | -5 | -6 |
| OBV | F | Obveznosti | -2.195 | -2.473 | -488 | -37 | -130 | -477 | -20 | 176 | 820 |
| OBV | 2 | Gotovina in vloge | -51 | 0 | -49 | -2 | -46 | 0 | 0 | 0 | -2 |
| OBV | 21 | Gotovina | 0 | 0 | 0 | 0 | 0 | 0 | 0 | 0 | 0 |
| OBV | 22 | Prenosljive vloge | -341 | 0 | -341 | 2 | -343 | 0 | 0 | 0 | 0 |
| OBV | 29 | Druge vloge | 290 | 0 | 292 | -5 | 297 | 0 | 0 | 0 | -2 |
| OBV | 3 | Vrednostni papirji razen delnic | 132 | -51 | -240 | 2 | -239 | -3 | -1 | 0 | 423 |
| OBV | 331 | Kratkoročni | 8 | 0 | 4 | 0 | 4 | 0 | 0 | 0 | 3 |
| OBV | 332 | Dolgoročni | 188 | -40 | -194 | 0 | -194 | 0 | -1 | 0 | 422 |
| OBV | 34 | Izvedeni finančni instrumenti | -64 | -12 | -50 | 2 | -49 | -3 | 0 | 0 | -2 |
| OBV | 4 | Posojila | -2.969 | -2.375 | -556 | 0 | -367 | -165 | -23 | 0 | 7 |
| OBV | 41 | Kratkoročna | -1.102 | -981 | -91 | 0 | 0 | -82 | -9 | 0 | 5 |
| OBV | 42 | Dolgoročna | -1.867 | -1.394 | -465 | 0 | -367 | -83 | -14 | 0 | 2 |
| OBV | 5 | Delnice in drug lastniški kapital | 757 | 35 | 313 | -37 | 506 | -268 | 2 | 110 | 411 |
| OBV | 511 | Delnice, ki kotirajo | 172 | 177 | -4 | 0 | -81 | 2 | 0 | 74 | 0 |
| OBV | 512 | Delnice, ki ne kotirajo | 572 | -298 | 448 | 0 | 587 | -131 | 2 | -9 | 422 |
| OBV | 513 | Drug lastniški kapital | -80 | 156 | -224 | -37 | 0 | -199 | 0 | 12 | -11 |
| OBV | 52 | Delnice/enote investicijskih skladov | 93 | 0 | 93 | 0 | 0 | 60 | 0 | 33 | 0 |
| OBV | 6 | Zavarovalno tehnične rezervacije | 72 | 0 | 72 | 0 | 0 | 0 | 0 | 72 | 0 |
| OBV | 611 | Rezervacije iz življenjskih zavarovanj | 44 | 0 | 44 | 0 | 0 | 0 | 0 | 44 | 0 |
| OBV | 612 | Rezervacije iz pokojninskih zavarovanj | 2 | 0 | 2 | 0 | 0 | 0 | 0 | 2 | 0 |
| OBV | 62 | Druge tehnične rezervacije | 27 | 0 | 27 | 0 | 0 | 0 | 0 | 27 | 0 |
| OBV | 7 | Druge obveznosti | -135 | -82 | -28 | 0 | 16 | -41 | 2 | -6 | -19 |
| OBV | 71 | Trgovinski krediti in avansi | -156 | -108 | -32 | 0 | 0 | -33 | 0 | 1 | 1 |
| OBV | 79 | Drugo | 21 | 26 | 4 | 0 | 17 | -8 | 2 | -7 | -20 |
| NETO | | Neto finančna sredstva | -1.132 | 1.455 | -2.724 | 111 | -3.094 | 307 | 30 | -77 | 1.277 |
| | | | Gospodarstvo Slovenije/ Total economy | Neфинанčne družbe/ Non-financial corporations | Finančne družbe/ Financial corporations | Centralna banka/ Central Bank | Druge denarne finančne institucije/ Other monetary financial institutions | Drugi finančni posredniki/ Other financial intermediaries | Izvajalci pomožnih finančnih dejavnosti/ Financial auxiliaries | Zavarovalnice in pokojninski skladi/ Insurance corporations and pension funds | Država/ General government |
| | | | S1 | S11 | S12 | S121 | S122 | S123 | S124 | S125 | S13 |

Non-consolidated financial accounts - revaluation changes 2013

A.1.15.

EUR millions

| Institutional sectors | | | | | | | | | | | Financial instruments | Code | Item type |
|---|-------------------------------------|--|------------------------------|---|------------------------------|-----------------------|----------------------------|---|---------------------------------------|------------------------------|-----------------------|------|-----------|
| S1311 | S1313 | S1314 | S14 | S15 | S2 | S21 | S2111 | S2112 | S22 | | | | |
| 2.135 | -17 | -21 | -1.185 | -8 | -852 | 297 | -620 | 917 | -1.149 | Financial assets | F | FAS | |
| 0 | 0 | 0 | 0 | 0 | -12 | 102 | 0 | 102 | -115 | Monetary gold and SDRs | 1 | FAS | |
| -6 | 1 | 2 | -1.372 | -6 | -11 | 82 | -3 | 85 | -93 | Currency and deposits | 2 | FAS | |
| 0 | 0 | 0 | -1.346 | 0 | 0 | 0 | 0 | 0 | 0 | Currency | 21 | FAS | |
| -1 | -19 | 0 | -35 | -7 | -7 | 49 | 0 | 49 | -56 | Transferable deposits | 22 | FAS | |
| -5 | 20 | 2 | 8 | 1 | -4 | 33 | -3 | 36 | -37 | Other deposits | 29 | FAS | |
| 0 | 0 | 6 | -57 | 1 | 87 | -14 | -52 | 38 | 101 | Securities other than shares | 3 | FAS | |
| 3 | 0 | 0 | -11 | 0 | -82 | -82 | -82 | 0 | 0 | Short-term | 331 | FAS | |
| -3 | 0 | 6 | -46 | 1 | 226 | 125 | 72 | 53 | 101 | Long-term | 332 | FAS | |
| 0 | 0 | 0 | 0 | 0 | -57 | -57 | -42 | -15 | 0 | Financial derivatives | 34 | FAS | |
| -2 | 1 | 0 | -22 | 0 | -432 | -337 | -120 | -217 | -95 | Loans | 4 | FAS | |
| 0 | 1 | -2 | -14 | 0 | -11 | 16 | 4 | 12 | -26 | Short-term | 41 | FAS | |
| -2 | 0 | 2 | -7 | 0 | -421 | -352 | -124 | -228 | -69 | Long-term | 42 | FAS | |
| 2.161 | -19 | -37 | 197 | -5 | -334 | 275 | -392 | 667 | -609 | Shares and other equity | 5 | FAS | |
| 181 | 1 | 46 | 144 | 0 | 0 | 217 | -26 | 243 | -217 | Quoted shares | 511 | FAS | |
| 1.802 | -11 | -92 | -24 | -3 | -448 | -280 | -425 | 145 | -168 | Unquoted shares | 512 | FAS | |
| 174 | -9 | -1 | 15 | -3 | 108 | 332 | 56 | 276 | -224 | Other equity | 513 | FAS | |
| 3 | 0 | 11 | 62 | 1 | 6 | 6 | 3 | 3 | 0 | Mutual funds shares | 52 | FAS | |
| 0 | 0 | 0 | 64 | 0 | -4 | 1 | -4 | 5 | -5 | Insurance technical reserves | 6 | FAS | |
| 0 | 0 | 0 | 45 | 0 | -1 | -1 | -1 | 0 | 0 | Life insurance reserves | 611 | FAS | |
| 0 | 0 | 0 | 1 | 0 | 0 | 0 | 0 | 0 | 0 | Pension fund reserves | 612 | FAS | |
| 0 | 0 | 0 | 18 | 0 | -3 | 2 | -3 | 5 | -5 | Other technical reserves | 62 | FAS | |
| -18 | 1 | 8 | 5 | 2 | -146 | 187 | -50 | 237 | -333 | Other accounts receivable | 7 | FAS | |
| -3 | 1 | 0 | 0 | 0 | -157 | 140 | -52 | 192 | -297 | Trade credits and advances | 71 | FAS | |
| -15 | 0 | 9 | 5 | 2 | 11 | 48 | 3 | 45 | -36 | Other | 79 | FAS | |
| 337 | 6 | 477 | -51 | -1 | -1.922 | 1.341 | -983 | 2.324 | -3.263 | Liabilities | F | LIA | |
| -2 | 0 | 0 | 0 | 0 | -1.349 | -1.122 | -1.136 | 14 | -227 | Currency and deposits | 2 | LIA | |
| 0 | 0 | 0 | 0 | 0 | -1.347 | -1.133 | -1.145 | 11 | -213 | Currency | 21 | LIA | |
| 0 | 0 | 0 | 0 | 0 | -17 | -2 | -6 | 4 | -15 | Transferable deposits | 22 | LIA | |
| -2 | 0 | 0 | 0 | 0 | 14 | 13 | 14 | -1 | 1 | Other deposits | 29 | LIA | |
| 423 | 0 | 0 | 0 | 0 | 62 | 75 | 74 | 1 | -13 | Securities other than shares | 3 | LIA | |
| 3 | 0 | 0 | 0 | 0 | 154 | 150 | 150 | 0 | 5 | Short-term | 331 | LIA | |
| 422 | 0 | 0 | 0 | 0 | -64 | -49 | -67 | 18 | -15 | Long-term | 332 | LIA | |
| -2 | 0 | 0 | 0 | 0 | -28 | -26 | -9 | -16 | -2 | Financial derivatives | 34 | LIA | |
| -4 | 11 | 0 | -45 | 0 | -39 | 1.101 | -23 | 1.123 | -1.139 | Loans | 4 | LIA | |
| 3 | 1 | 0 | -35 | -1 | -68 | 581 | -20 | 601 | -649 | Short-term | 41 | LIA | |
| -7 | 10 | 0 | -11 | 0 | 30 | 519 | -3 | 522 | -490 | Long-term | 42 | LIA | |
| -72 | 0 | 483 | 0 | -2 | -492 | 679 | 86 | 593 | -1.171 | Shares and other equity | 5 | LIA | |
| 0 | 0 | 0 | 0 | 0 | -81 | 108 | 82 | 26 | -189 | Quoted shares | 511 | LIA | |
| -60 | 0 | 483 | 0 | -1 | -306 | -170 | -163 | -7 | -136 | Unquoted shares | 512 | LIA | |
| -11 | 0 | 0 | 0 | -1 | -150 | 707 | 141 | 567 | -857 | Other equity | 513 | LIA | |
| 0 | 0 | 0 | 0 | 0 | 44 | 33 | 26 | 7 | 11 | Mutual funds shares | 52 | LIA | |
| 0 | 0 | 0 | 0 | 0 | 0 | 0 | 0 | 0 | 0 | Insurance technical reserves | 6 | LIA | |
| 0 | 0 | 0 | 0 | 0 | 0 | 0 | 0 | 0 | 0 | Life insurance reserves | 611 | LIA | |
| 0 | 0 | 0 | 0 | 0 | 0 | 0 | 0 | 0 | 0 | Pension fund reserves | 612 | LIA | |
| 0 | 0 | 0 | 0 | 0 | 0 | 0 | 0 | 0 | 0 | Other technical reserves | 62 | LIA | |
| -9 | -5 | -6 | -6 | 1 | -105 | 609 | 17 | 592 | -713 | Other accounts payable | 7 | LIA | |
| 3 | -2 | 0 | -17 | 1 | -109 | 523 | -5 | 529 | -632 | Trade credits and advances | 71 | LIA | |
| -12 | -3 | -6 | 11 | 0 | 5 | 86 | 22 | 63 | -81 | Other | 79 | LIA | |
| 1.798 | -23 | -497 | -1.133 | -7 | 1.070 | -1.044 | 363 | -1.407 | 2.114 | Net financial assets | | NETO | |
| Centralna država/ Central government | Lokalna država/ Local government | Skladi socialne varnosti/ Social security funds | Gospodinjstva/ Households | Nepr. instit., ki opravljajo storitve za gospod./ Non-profit institutions serving households | Tujina/ Rest of the world | EU/ European Union | EMU/ Members of the EMU | Ostale članice EU/ European Union, not EMU | Ostali (izven EU)/ Others (not EU) | | | | |
| S1311 | S1313 | S1314 | S14 | S15 | S2 | S21 | S2111 | S2112 | S22 | | | | |

A.1.15.

A.1.16. Nekonsolidirani finančni računi - stanja 2013 (konec leta)

v mio EUR

| Vrsta post. | Oznaka | Finančni instrumenti | Institucionalni sektorji | | | | | | | | |
|----------------|--------|--|--|--|--|----------------------------------|--|--|--|--|-------------------------------|
| | | | S1 | S11 | S12 | S121 | S122 | S123 | S124 | S125 | S13 |
| FSR | F | Finančna sredstva | 178.871 | 42.506 | 70.979 | 10.752 | 44.933 | 6.345 | 329 | 8.618 | 26.288 |
| FSR | 1 | Monetarno zlato in SDR | 309 | 0 | 309 | 309 | 0 | 0 | 0 | 0 | 0 |
| FSR | 2 | Gotovina in vloge | 39.507 | 4.612 | 8.393 | 2.878 | 4.420 | 323 | 87 | 686 | 5.961 |
| FSR | 21 | Gotovina | 5.214 | 73 | 309 | 3 | 305 | 2 | 0 | 0 | 0 |
| FSR | 22 | Prenosljive vloge | 11.680 | 2.280 | 2.401 | 4 | 2.150 | 118 | 61 | 68 | 554 |
| FSR | 29 | Druge vloge | 22.612 | 2.259 | 5.683 | 2.870 | 1.965 | 204 | 26 | 618 | 5.407 |
| FSR | 3 | Vrednostni papirji razen delnic | 18.475 | 197 | 17.339 | 4.131 | 8.091 | 226 | 7 | 4.884 | 598 |
| FSR | 331 | Kratkoročni | 876 | 44 | 795 | 12 | 538 | 9 | 1 | 235 | 26 |
| FSR | 332 | Dolgoročni | 17.443 | 150 | 16.399 | 4.114 | 7.421 | 209 | 6 | 4.647 | 572 |
| FSR | 34 | Izvedeni finančni instrumenti | 156 | 3 | 145 | 4 | 132 | 7 | 0 | 2 | 1 |
| FSR | 4 | Posojila | 47.730 | 6.210 | 38.200 | 3.334 | 31.222 | 3.430 | 49 | 166 | 2.620 |
| FSR | 41 | Kratkoročna | 10.596 | 3.135 | 6.844 | 0 | 6.499 | 278 | 45 | 21 | 343 |
| FSR | 42 | Dolgoročna | 37.134 | 3.075 | 31.357 | 3.334 | 24.723 | 3.152 | 3 | 145 | 2.276 |
| FSR | 5 | Delnice in drug lastniški kapital | 46.508 | 16.394 | 5.558 | 96 | 984 | 2.053 | 114 | 2.311 | 13.853 |
| FSR | 511 | Delnice, ki kotirajo | 6.189 | 819 | 2.165 | 0 | 407 | 1.398 | 18 | 342 | 1.758 |
| FSR | 512 | Delnice, ki ne kotirajo | 13.451 | 3.721 | 1.327 | 21 | 454 | 337 | 61 | 454 | 7.376 |
| FSR | 513 | Drug lastniški kapital | 22.318 | 11.746 | 382 | 75 | 112 | 103 | 27 | 66 | 4.556 |
| FSR | 52 | Delnice/enote investicijskih skladov | 4.550 | 108 | 1.683 | 0 | 12 | 214 | 8 | 1.449 | 163 |
| FSR | 6 | Zavarovalno tehnične rezervacije | 5.096 | 387 | 237 | 0 | 35 | 1 | 0 | 201 | 2 |
| FSR | 611 | Rezervacije iz življenjskih zavarovanj | 2.633 | 0 | 0 | 0 | 0 | 0 | 0 | 0 | 0 |
| FSR | 612 | Rezervacije iz pokojninskih zavarovanj | 1.142 | 0 | 0 | 0 | 0 | 0 | 0 | 0 | 0 |
| FSR | 62 | Druge tehnične rezervacije | 1.321 | 387 | 237 | 0 | 35 | 1 | 0 | 201 | 2 |
| FSR | 7 | Druge terjatve | 21.247 | 14.706 | 943 | 5 | 181 | 314 | 73 | 370 | 3.254 |
| FSR | 71 | Trgovinski krediti in avansi | 14.074 | 12.675 | 516 | 0 | 11 | 174 | 26 | 306 | 423 |
| FSR | 79 | Drugo | 7.173 | 2.031 | 426 | 5 | 170 | 140 | 47 | 64 | 2.831 |
| OBV | F | Obveznosti | 193.313 | 82.160 | 66.219 | 10.004 | 40.295 | 7.260 | 259 | 8.401 | 33.037 |
| OBV | 2 | Gotovina in vloge | 35.072 | 0 | 32.994 | 9.141 | 23.853 | 0 | 0 | 0 | 2.077 |
| OBV | 21 | Gotovina | 4.189 | 0 | 4.136 | 4.136 | 0 | 0 | 0 | 0 | 54 |
| OBV | 22 | Prenosljive vloge | 12.151 | 0 | 12.151 | 2.926 | 9.225 | 0 | 0 | 0 | 0 |
| OBV | 29 | Druge vloge | 18.731 | 0 | 16.708 | 2.080 | 14.628 | 0 | 0 | 0 | 2.023 |
| OBV | 3 | Vrednostni papirji razen delnic | 25.575 | 865 | 1.871 | 0 | 1.830 | 1 | 3 | 37 | 22.839 |
| OBV | 331 | Kratkoročni | 852 | 112 | 128 | 0 | 126 | 0 | 1 | 0 | 613 |
| OBV | 332 | Dolgoročni | 24.507 | 706 | 1.579 | 0 | 1.541 | 0 | 2 | 37 | 22.222 |
| OBV | 34 | Izvedeni finančni instrumenti | 216 | 48 | 164 | 0 | 163 | 1 | 0 | 0 | 4 |
| OBV | 4 | Posojila | 58.402 | 29.323 | 15.318 | 0 | 10.427 | 4.752 | 107 | 31 | 3.328 |
| OBV | 41 | Kratkoročna | 9.941 | 7.886 | 899 | 0 | 0 | 825 | 69 | 5 | 57 |
| OBV | 42 | Dolgoročna | 48.461 | 21.437 | 14.418 | 0 | 10.427 | 3.927 | 38 | 26 | 3.271 |
| OBV | 5 | Delnice in drug lastniški kapital | 48.306 | 36.834 | 10.042 | 823 | 4.012 | 2.310 | 104 | 2.793 | 1.430 |
| OBV | 511 | Delnice, ki kotirajo | 5.180 | 4.529 | 651 | 0 | 0 | 70 | 0 | 580 | 0 |
| OBV | 512 | Delnice, ki ne kotirajo | 15.817 | 9.696 | 4.812 | 0 | 3.976 | 114 | 49 | 672 | 1.309 |
| OBV | 513 | Drug lastniški kapital | 24.025 | 22.609 | 1.295 | 823 | 0 | 322 | 55 | 95 | 121 |
| OBV | 52 | Delnice/enote investicijskih skladov | 3.284 | 0 | 3.284 | 0 | 36 | 1.804 | 0 | 1.445 | 0 |
| OBV | 6 | Zavarovalno tehnične rezervacije | 5.239 | 0 | 5.239 | 0 | 0 | 0 | 0 | 5.239 | 0 |
| OBV | 611 | Rezervacije iz življenjskih zavarovanj | 2.532 | 0 | 2.532 | 0 | 0 | 0 | 0 | 2.532 | 0 |
| OBV | 612 | Rezervacije iz pokojninskih zavarovanj | 1.143 | 0 | 1.143 | 0 | 0 | 0 | 0 | 1.143 | 0 |
| OBV | 62 | Druge tehnične rezervacije | 1.564 | 0 | 1.564 | 0 | 0 | 0 | 0 | 1.564 | 0 |
| OBV | 7 | Druge obveznosti | 20.719 | 15.137 | 756 | 40 | 173 | 197 | 46 | 301 | 3.362 |
| OBV | 71 | Trgovinski krediti in avansi | 13.570 | 11.189 | 410 | 3 | 33 | 118 | 25 | 231 | 1.052 |
| OBV | 79 | Drugo | 7.150 | 3.948 | 346 | 37 | 140 | 78 | 21 | 70 | 2.310 |
| NETO | | Neto finančna sredstva | -14.441 | -39.654 | 4.759 | 749 | 4.638 | -915 | 70 | 217 | -6.749 |
| | | | Gospodarstvo Slovenije/ Total economy | Neфинанčne družbe/ Non-financial corporations | Finančne družbe/ Financial corporations | Centralna banka/ Central Bank | Druge denarne finančne institucije/ Other monetary financial institutions | Drugi finančni posredniki/ Other financial intermediaries | Izvajalci pomožnih finančnih dejavnosti/ Financial auxiliaries | Zavarovalnice in pokojninski skladi/ Insurance corporations and pension funds | Država/ General government |
| | | | S1 | S11 | S12 | S121 | S122 | S123 | S124 | S125 | S13 |

Non-consolidated financial accounts - outstanding amounts 2013 (end of year) A.1.16.
EUR millions

| Institutional sectors | | | | | | | | | | | Financial instruments | Code | Item type |
|---|-------------------------------------|--|------------------------------|---|------------------------------|-----------------------|----------------------------|---|---------------------------------------|------------------------------|-----------------------|------|-----------|
| S1311 | S1313 | S1314 | S14 | S15 | S2 | S21 | S2111 | S2112 | S22 | | | | |
| 23.443 | 1.379 | 1.467 | 38.600 | 499 | 49.020 | 40.131 | 30.163 | 9.968 | 8.890 | Financial assets | F | FAS | |
| 0 | 0 | 0 | 0 | 0 | 0 | 0 | 0 | 0 | 0 | Monetary gold and SDRs | 1 | FAS | |
| 5.573 | 378 | 11 | 20.241 | 299 | 2.846 | 2.580 | 2.331 | 250 | 266 | Currency and deposits | 2 | FAS | |
| 0 | 0 | 0 | 4.831 | 0 | 0 | 0 | 0 | 0 | 0 | Currency | 21 | FAS | |
| 366 | 187 | 1 | 6.299 | 145 | 1.412 | 1.278 | 1.104 | 174 | 133 | Transferable deposits | 22 | FAS | |
| 5.207 | 190 | 10 | 9.111 | 153 | 1.435 | 1.302 | 1.227 | 75 | 133 | Other deposits | 29 | FAS | |
| 455 | 0 | 143 | 317 | 24 | 15.957 | 11.524 | 8.109 | 3.415 | 4.433 | Securities other than shares | 3 | FAS | |
| 26 | 0 | 0 | 11 | 0 | 106 | 102 | 87 | 15 | 4 | Short-term | 331 | FAS | |
| 429 | 0 | 143 | 299 | 23 | 15.701 | 11.281 | 7.910 | 3.371 | 4.420 | Long-term | 332 | FAS | |
| 1 | 0 | 0 | 7 | 0 | 150 | 141 | 113 | 28 | 9 | Financial derivatives | 34 | FAS | |
| 2.607 | 10 | 2 | 698 | 2 | 16.376 | 14.964 | 11.077 | 3.887 | 1.412 | Loans | 4 | FAS | |
| 343 | 1 | 0 | 273 | 2 | 1.209 | 938 | 688 | 250 | 271 | Short-term | 41 | FAS | |
| 2.265 | 10 | 2 | 425 | 0 | 15.167 | 14.026 | 10.388 | 3.637 | 1.141 | Long-term | 42 | FAS | |
| 12.390 | 513 | 950 | 10.615 | 88 | 8.521 | 7.131 | 5.857 | 1.274 | 1.390 | Shares and other equity | 5 | FAS | |
| 1.263 | 5 | 491 | 1.443 | 4 | 801 | 577 | 211 | 366 | 224 | Quoted shares | 511 | FAS | |
| 7.081 | 50 | 244 | 975 | 52 | 2.886 | 2.276 | 2.045 | 231 | 610 | Unquoted shares | 512 | FAS | |
| 3.991 | 457 | 108 | 5.609 | 25 | 4.805 | 4.261 | 3.587 | 674 | 545 | Other equity | 513 | FAS | |
| 55 | 1 | 107 | 2.589 | 7 | 28 | 17 | 14 | 3 | 11 | Mutual funds shares | 52 | FAS | |
| 2 | 0 | 0 | 4.469 | 1 | 275 | 205 | 26 | 179 | 70 | Insurance technical reserves | 6 | FAS | |
| 0 | 0 | 0 | 2.633 | 0 | 0 | 0 | 0 | 0 | 0 | Life insurance reserves | 611 | FAS | |
| 0 | 0 | 0 | 1.142 | 0 | 2 | 1 | 0 | 1 | 0 | Pension fund reserves | 612 | FAS | |
| 2 | 0 | 0 | 694 | 1 | 273 | 203 | 26 | 177 | 69 | Other technical reserves | 62 | FAS | |
| 2.416 | 477 | 360 | 2.259 | 86 | 5.045 | 3.727 | 2.763 | 963 | 1.318 | Other accounts receivable | 7 | FAS | |
| 214 | 187 | 22 | 438 | 21 | 4.673 | 3.462 | 2.561 | 901 | 1.211 | Trade credits and advances | 71 | FAS | |
| 2.202 | 291 | 338 | 1.821 | 64 | 372 | 265 | 202 | 62 | 107 | Other | 79 | FAS | |
| 30.510 | 1.355 | 1.172 | 11.781 | 116 | 34.270 | 24.356 | 19.353 | 5.003 | 9.914 | Liabilities | F | LIA | |
| 2.077 | 0 | 0 | 0 | 0 | 7.281 | 6.261 | 5.935 | 326 | 1.020 | Currency and deposits | 2 | LIA | |
| 54 | 0 | 0 | 0 | 0 | 1.025 | 435 | 427 | 8 | 590 | Currency | 21 | LIA | |
| 0 | 0 | 0 | 0 | 0 | 940 | 761 | 653 | 108 | 179 | Transferable deposits | 22 | LIA | |
| 2.023 | 0 | 0 | 0 | 0 | 5.316 | 5.065 | 4.856 | 210 | 250 | Other deposits | 29 | LIA | |
| 22.839 | 0 | 0 | 0 | 0 | 8.858 | 7.871 | 6.883 | 988 | 987 | Securities other than shares | 3 | LIA | |
| 613 | 0 | 0 | 0 | 0 | 130 | 127 | 126 | 1 | 3 | Short-term | 331 | LIA | |
| 22.222 | 0 | 0 | 0 | 0 | 8.637 | 7.659 | 6.688 | 970 | 978 | Long-term | 332 | LIA | |
| 4 | 0 | 0 | 0 | 0 | 91 | 85 | 68 | 17 | 6 | Financial derivatives | 34 | LIA | |
| 2.583 | 743 | 2 | 10.349 | 84 | 5.704 | 3.500 | 2.146 | 1.353 | 2.204 | Loans | 4 | LIA | |
| 40 | 17 | 0 | 1.074 | 25 | 1.864 | 1.301 | 569 | 732 | 563 | Short-term | 41 | LIA | |
| 2.543 | 726 | 2 | 9.275 | 59 | 3.840 | 2.199 | 1.577 | 622 | 1.641 | Long-term | 42 | LIA | |
| 510 | 0 | 920 | 0 | 0 | 6.723 | 3.150 | 2.251 | 900 | 3.573 | Shares and other equity | 5 | LIA | |
| 0 | 0 | 0 | 0 | 0 | 1.811 | 527 | 395 | 132 | 1.284 | Quoted shares | 511 | LIA | |
| 389 | 0 | 920 | 0 | 0 | 519 | 188 | 113 | 75 | 331 | Unquoted shares | 512 | LIA | |
| 121 | 0 | 0 | 0 | 0 | 3.099 | 1.436 | 763 | 673 | 1.663 | Other equity | 513 | LIA | |
| 0 | 0 | 0 | 0 | 0 | 1.294 | 1.000 | 980 | 20 | 294 | Mutual funds shares | 52 | LIA | |
| 0 | 0 | 0 | 0 | 0 | 131 | 123 | 107 | 17 | 8 | Insurance technical reserves | 6 | LIA | |
| 0 | 0 | 0 | 0 | 0 | 102 | 101 | 91 | 10 | 1 | Life insurance reserves | 611 | LIA | |
| 0 | 0 | 0 | 0 | 0 | 0 | 0 | 0 | 0 | 0 | Pension fund reserves | 612 | LIA | |
| 0 | 0 | 0 | 0 | 0 | 29 | 22 | 16 | 6 | 7 | Other technical reserves | 62 | LIA | |
| 2.501 | 612 | 250 | 1.432 | 32 | 5.573 | 3.451 | 2.031 | 1.420 | 2.122 | Other accounts payable | 7 | LIA | |
| 725 | 276 | 51 | 893 | 26 | 5.178 | 3.206 | 1.876 | 1.330 | 1.972 | Trade credits and advances | 71 | LIA | |
| 1.775 | 336 | 199 | 539 | 6 | 395 | 245 | 155 | 90 | 150 | Other | 79 | LIA | |
| -7.067 | 23 | 295 | 26.819 | 383 | 14.750 | 15.775 | 10.810 | 4.964 | -1.024 | Net financial assets | | NETO | |
| Centralna država/ Central government | Lokalna država/ Local government | Skladi socialne varnosti/ Social security funds | Gospodinjstva/ Households | Nepr. instit., ki opravljajo storitve za gospod./ Non-profit institutions serving households | Tujina/ Rest of the world | EU/ European Union | EMU/ Members of the EMU | Ostale članice EU/ European Union, not EMU | Ostali (izven EU)/ Others (not EU) | | | | |
| S1311 | S1313 | S1314 | S14 | S15 | S2 | S21 | S2111 | S2112 | S22 | | | | |

A.1.16.

A.2.1. Konsolidirani finančni računi - stanja 2008 (konec leta)

v mio EUR

| Vrsta post. | Oznaka | Finančni instrumenti | Institucionalni sektorji | | | | | | | | |
|----------------|--------|--|--|---|--|----------------------------------|--|---|--|--|-------------------------------|
| | | | S1 | S11 | S12 | S121 | S122 | S123 | S124 | S125 | S13 |
| FSR | F | Finančna sredstva | 130.250 | 19.053 | 62.225 | 9.280 | 45.939 | 8.737 | 559 | 5.549 | 13.183 |
| FSR | 1 | Monetarno zlato in SDR | 72 | 0 | 72 | 72 | 0 | 0 | 0 | 0 | 0 |
| FSR | 2 | Gotovina in vloge | 30.310 | 3.946 | 6.087 | 4.880 | 3.667 | 327 | 84 | 701 | 2.280 |
| FSR | 21 | Gotovina | 3.547 | 68 | 14 | 0 | 275 | 0 | 0 | 0 | 5 |
| FSR | 22 | Prenosljive vloge | 7.092 | 1.408 | 358 | 2 | 1.345 | 90 | 50 | 18 | 145 |
| FSR | 29 | Druge vloge | 19.671 | 2.470 | 5.715 | 4.878 | 2.047 | 236 | 34 | 683 | 2.130 |
| FSR | 3 | Vrednostni papirji razen delnic | 14.386 | 292 | 13.281 | 4.139 | 6.124 | 272 | 14 | 3.292 | 311 |
| FSR | 331 | Kratkoročni | 1.185 | 17 | 1.152 | 0 | 1.109 | 5 | 4 | 36 | 7 |
| FSR | 332 | Dolgoročni | 12.848 | 225 | 11.859 | 4.125 | 4.758 | 266 | 10 | 3.253 | 297 |
| FSR | 34 | Izvedeni finančni instrumenti | 353 | 49 | 270 | 14 | 258 | 2 | 0 | 3 | 7 |
| FSR | 4 | Posojila | 40.577 | 2.027 | 37.194 | 0 | 34.561 | 5.069 | 89 | 53 | 448 |
| FSR | 41 | Kratkoročna | 13.283 | 1.297 | 11.603 | 0 | 12.108 | 813 | 76 | 5 | 2 |
| FSR | 42 | Dolgoročna | 27.294 | 730 | 25.591 | 0 | 22.453 | 4.256 | 13 | 48 | 445 |
| FSR | 5 | Delnice in drug lastniški kapital | 27.694 | 4.905 | 4.492 | 78 | 1.403 | 2.553 | 299 | 1.221 | 7.811 |
| FSR | 511 | Delnice, ki kotirajo | 7.157 | 682 | 2.298 | 0 | 562 | 1.554 | 119 | 387 | 2.202 |
| FSR | 512 | Delnice, ki ne kotirajo | 5.912 | 1.238 | 1.427 | 23 | 569 | 731 | 120 | 222 | 2.082 |
| FSR | 513 | Drug lastniški kapital | 12.086 | 2.773 | 403 | 55 | 206 | 138 | 47 | 76 | 3.449 |
| FSR | 52 | Delnice/enote investicijskih skladov | 2.539 | 212 | 363 | 0 | 66 | 129 | 13 | 537 | 78 |
| FSR | 6 | Zavarovalno tehnične rezervacije | 3.842 | 402 | 37 | 0 | 36 | 2 | 0 | 37 | 14 |
| FSR | 611 | Rezervacije iz življenjskih zavarovanj | 1.739 | 0 | 0 | 0 | 0 | 0 | 0 | 0 | 0 |
| FSR | 612 | Rezervacije iz pokojninskih zavarovanj | 932 | 0 | 0 | 0 | 0 | 0 | 0 | 0 | 0 |
| FSR | 62 | Druge tehnične rezervacije | 1.171 | 402 | 37 | 0 | 36 | 2 | 0 | 37 | 14 |
| FSR | 7 | Druge terjatve | 13.369 | 7.481 | 1.063 | 111 | 147 | 515 | 72 | 247 | 2.319 |
| FSR | 71 | Trgovinski krediti in avansi | 8.272 | 6.838 | 486 | 1 | 5 | 320 | 8 | 161 | 226 |
| FSR | 79 | Drugo | 5.097 | 643 | 577 | 110 | 142 | 194 | 64 | 86 | 2.093 |
| OBV | F | Obveznosti | 144.210 | 60.824 | 61.234 | 8.892 | 44.447 | 9.624 | 544 | 5.567 | 10.760 |
| OBV | 2 | Gotovina in vloge | 32.862 | 0 | 32.780 | 8.232 | 28.120 | 0 | 0 | 0 | 82 |
| OBV | 21 | Gotovina | 2.994 | 0 | 2.952 | 3.214 | 0 | 0 | 0 | 0 | 42 |
| OBV | 22 | Prenosljive vloge | 10.392 | 0 | 10.392 | 4.629 | 6.910 | 0 | 0 | 0 | 0 |
| OBV | 29 | Druge vloge | 19.476 | 0 | 19.436 | 388 | 21210 | 0 | 0 | 0 | 41 |
| OBV | 3 | Vrednostni papirji razen delnic | 9.170 | 617 | 951 | 14 | 1.441 | 6 | 8 | 41 | 7.603 |
| OBV | 331 | Kratkoročni | 211 | 14 | 107 | 0 | 104 | 0 | 5 | 0 | 89 |
| OBV | 332 | Dolgoročni | 8.463 | 380 | 570 | 0 | 1.075 | 1 | 3 | 41 | 7.513 |
| OBV | 34 | Izvedeni finančni instrumenti | 497 | 223 | 274 | 14 | 262 | 5 | 0 | 0 | 0 |
| OBV | 4 | Posojila | 55.732 | 29.971 | 15.215 | 0 | 10.850 | 6.551 | 307 | 85 | 838 |
| OBV | 41 | Kratkoročna | 12.471 | 10.405 | 647 | 0 | 0 | 1.739 | 254 | 53 | 65 |
| OBV | 42 | Dolgoročna | 43.262 | 19.566 | 14.569 | 0 | 10.850 | 4.812 | 54 | 31 | 773 |
| OBV | 5 | Delnice in drug lastniški kapital | 29.808 | 22.168 | 7.639 | 513 | 3.735 | 2.789 | 184 | 1.480 | 1 |
| OBV | 511 | Delnice, ki kotirajo | 6.223 | 4.948 | 1.275 | 0 | 686 | 449 | 12 | 451 | 0 |
| OBV | 512 | Delnice, ki ne kotirajo | 8.219 | 4.953 | 3.265 | 0 | 3.032 | 143 | 97 | 231 | 1 |
| OBV | 513 | Drug lastniški kapital | 13.388 | 12.267 | 1.121 | 513 | 0 | 605 | 75 | 46 | 0 |
| OBV | 52 | Delnice/enote investicijskih skladov | 1.978 | 0 | 1.978 | 0 | 17 | 1.593 | 0 | 751 | 0 |
| OBV | 6 | Zavarovalno tehnične rezervacije | 3.779 | 0 | 3.779 | 0 | 0 | 0 | 0 | 3.816 | 0 |
| OBV | 611 | Rezervacije iz življenjskih zavarovanj | 1.642 | 0 | 1.642 | 0 | 0 | 0 | 0 | 1.642 | 0 |
| OBV | 612 | Rezervacije iz pokojninskih zavarovanj | 934 | 0 | 934 | 0 | 0 | 0 | 0 | 934 | 0 |
| OBV | 62 | Druge tehnične rezervacije | 1.203 | 0 | 1.203 | 0 | 0 | 0 | 0 | 1.240 | 0 |
| OBV | 7 | Druge obveznosti | 12.858 | 8.068 | 870 | 133 | 301 | 277 | 44 | 145 | 2.235 |
| OBV | 71 | Trgovinski krediti in avansi | 7.934 | 5.535 | 287 | 2 | 37 | 165 | 6 | 86 | 1.003 |
| OBV | 79 | Drugo | 4.924 | 2.533 | 584 | 132 | 264 | 112 | 38 | 59 | 1.232 |
| NETO | | Neto finančna sredstva | -13.960 | -41.771 | 991 | 388 | 1.492 | -887 | 15 | -17 | 2.424 |
| | | | Gospodarstvo Slovenije/ Total economy | Ne finančne družbe/ Non-financial corporations | Finančne družbe/ Financial corporations | Centralna banka/ Central Bank | Druge denarne finančne institucije/ Other monetary financial institutions | Drugi finančni posredniki / Other financial intermediaries | Izvajalci pomožnih finančnih dejavnosti/ Financial auxiliaries | Zavarovalnice in pokojninski skladi/ Insurance corporations and pension funds | Država/ General government |
| | | | S1 | S11 | S12 | S121 | S122 | S123 | S124 | S125 | S13 |

Consolidated financial accounts - outstanding amounts 2008 (end of year)

A.2.1.

EUR millions

| Institutional sectors | | | | | | | | | | | Financial instruments | Code | Item type | |
|---|-------------------------------------|--|------------------------------|---|------------------------------|-----------------------|----------------------------|---|---------------------------------------|--|------------------------------|------|-----------|--|
| S1311 | S1313 | S1314 | S14 | S15 | S2 | S21 | S2111 | S2112 | S22 | | | | | |
| 11.744 | 1.186 | 1.962 | 35.252 | 536 | 47.840 | 42.866 | 36.875 | 5.991 | 4.975 | | Financial assets | F | FAS | |
| 0 | 0 | 0 | 0 | 0 | 0 | 0 | 0 | 0 | 0 | | Monetary gold and SDRs | 1 | FAS | |
| 1.826 | 364 | 219 | 17.669 | 328 | 10.213 | 9.838 | 9.696 | 142 | 375 | | Currency and deposits | 2 | FAS | |
| 1 | 4 | 0 | 3.460 | 0 | 33 | 33 | 33 | 0 | 0 | | Currency | 21 | FAS | |
| 34 | 109 | 3 | 5.039 | 142 | 3.802 | 3.653 | 3.629 | 24 | 149 | | Transferable deposits | 22 | FAS | |
| 1.791 | 252 | 216 | 9.170 | 186 | 6.378 | 6.152 | 6.033 | 118 | 226 | | Other deposits | 29 | FAS | |
| 95 | 0 | 274 | 446 | 55 | 4.313 | 3.742 | 2.654 | 1.088 | 571 | | Securities other than shares | 3 | FAS | |
| 0 | 0 | 7 | 9 | 0 | 102 | 102 | 102 | 0 | 0 | | Short-term | 331 | FAS | |
| 87 | 0 | 267 | 412 | 54 | 3.969 | 3.434 | 2.390 | 1.044 | 536 | | Long-term | 332 | FAS | |
| 7 | 0 | 0 | 26 | 1 | 242 | 206 | 163 | 44 | 35 | | Financial derivatives | 34 | FAS | |
| 522 | 10 | 1 | 900 | 9 | 20.018 | 19.058 | 15.311 | 3.747 | 960 | | Loans | 4 | FAS | |
| 2 | 1 | 0 | 377 | 5 | 1.164 | 845 | 773 | 72 | 319 | | Short-term | 41 | FAS | |
| 520 | 10 | 1 | 523 | 4 | 18.854 | 18.213 | 14.538 | 3.676 | 640 | | Long-term | 42 | FAS | |
| 7.491 | 508 | 1.104 | 10.398 | 88 | 8.077 | 6.231 | 5.798 | 433 | 1.846 | | Shares and other equity | 5 | FAS | |
| 1.483 | 11 | 708 | 1.966 | 9 | 612 | 368 | 332 | 36 | 245 | | Quoted shares | 511 | FAS | |
| 3.039 | 100 | 234 | 1.124 | 43 | 3.290 | 2.404 | 2.294 | 110 | 886 | | Unquoted shares | 512 | FAS | |
| 2.930 | 393 | 126 | 5.434 | 27 | 4.161 | 3.452 | 3.166 | 285 | 709 | | Other equity | 513 | FAS | |
| 39 | 4 | 35 | 1.874 | 10 | 14 | 8 | 6 | 2 | 6 | | Mutual funds shares | 52 | FAS | |
| 8 | 3 | 3 | 3.390 | 0 | 73 | 48 | 34 | 14 | 25 | | Insurance technical reserves | 6 | FAS | |
| 0 | 0 | 0 | 1.739 | 0 | 2 | 1 | 0 | 1 | 2 | | Life insurance reserves | 611 | FAS | |
| 0 | 0 | 0 | 932 | 0 | 2 | 0 | 0 | 0 | 2 | | Pension fund reserves | 612 | FAS | |
| 8 | 3 | 3 | 719 | 0 | 68 | 47 | 34 | 13 | 22 | | Other technical reserves | 62 | FAS | |
| 1.803 | 301 | 362 | 2.449 | 57 | 5.147 | 3.949 | 3.382 | 567 | 1.199 | | Other accounts receivable | 7 | FAS | |
| 78 | 133 | 15 | 699 | 23 | 4.928 | 3.792 | 3.228 | 564 | 1.136 | | Trade credits and advances | 71 | FAS | |
| 1.725 | 168 | 347 | 1.750 | 34 | 220 | 157 | 154 | 3 | 63 | | Other | 79 | FAS | |
| 10.120 | 911 | 1.438 | 11.258 | 134 | 33.808 | 20.071 | 17.127 | 2.943 | 13.737 | | Liabilities | F | LIA | |
| 210 | 0 | 0 | 0 | 0 | 7.660 | 6.231 | 5.676 | 555 | 1.429 | | Currency and deposits | 2 | LIA | |
| 42 | 0 | 0 | 0 | 0 | 587 | 3 | 0 | 3 | 584 | | Currency | 21 | LIA | |
| 0 | 0 | 0 | 0 | 0 | 501 | 434 | 408 | 26 | 67 | | Transferable deposits | 22 | LIA | |
| 169 | 0 | 0 | 0 | 0 | 6.573 | 5.794 | 5.268 | 526 | 778 | | Other deposits | 29 | LIA | |
| 7.660 | 0 | 0 | 0 | 0 | 9.528 | 7.971 | 7.114 | 857 | 1.557 | | Securities other than shares | 3 | LIA | |
| 89 | 0 | 0 | 0 | 0 | 1.076 | 1.070 | 1.068 | 2 | 6 | | Short-term | 331 | LIA | |
| 7.571 | 0 | 0 | 0 | 0 | 8.355 | 6.820 | 5.984 | 836 | 1.535 | | Long-term | 332 | LIA | |
| 0 | 0 | 0 | 0 | 0 | 97 | 81 | 63 | 19 | 16 | | Financial derivatives | 34 | LIA | |
| 562 | 359 | 3 | 9.609 | 99 | 4.863 | 1.096 | 796 | 300 | 3.767 | | Loans | 4 | LIA | |
| 47 | 19 | 0 | 1.327 | 27 | 1.977 | 741 | 578 | 163 | 1.235 | | Short-term | 41 | LIA | |
| 515 | 340 | 3 | 8.282 | 72 | 2.886 | 355 | 218 | 137 | 2.531 | | Long-term | 42 | LIA | |
| 2 | 0 | 1.290 | 0 | 0 | 5.963 | 1.998 | 1.601 | 397 | 3.965 | | Shares and other equity | 5 | LIA | |
| 0 | 0 | 0 | 0 | 0 | 1.546 | 518 | 375 | 142 | 1.029 | | Quoted shares | 511 | LIA | |
| 2 | 0 | 1.290 | 0 | 0 | 983 | 482 | 347 | 135 | 501 | | Unquoted shares | 512 | LIA | |
| 0 | 0 | 0 | 0 | 0 | 2.859 | 575 | 476 | 99 | 2.284 | | Other equity | 513 | LIA | |
| 0 | 0 | 0 | 0 | 0 | 574 | 423 | 403 | 21 | 151 | | Mutual funds shares | 52 | LIA | |
| 0 | 0 | 0 | 0 | 0 | 136 | 130 | 111 | 20 | 5 | | Insurance technical reserves | 6 | LIA | |
| 0 | 0 | 0 | 0 | 0 | 99 | 96 | 91 | 6 | 3 | | Life insurance reserves | 611 | LIA | |
| 0 | 0 | 0 | 0 | 0 | 0 | 0 | 0 | 0 | 0 | | Pension fund reserves | 612 | LIA | |
| 0 | 0 | 0 | 0 | 0 | 37 | 34 | 20 | 14 | 2 | | Other technical reserves | 62 | LIA | |
| 1.685 | 552 | 145 | 1.649 | 35 | 5.659 | 2.644 | 1.829 | 816 | 3.014 | | Other accounts payable | 7 | LIA | |
| 663 | 314 | 26 | 1.081 | 28 | 5.266 | 2.519 | 1.731 | 788 | 2.747 | | Trade credits and advances | 71 | LIA | |
| 1.022 | 238 | 119 | 568 | 7 | 393 | 125 | 98 | 27 | 267 | | Other | 79 | LIA | |
| 1.624 | 275 | 525 | 23.994 | 403 | 14.032 | 22.795 | 19.748 | 3.047 | -8.763 | | Net financial assets | | NETO | |
| Centralna država/ Central government | Lokalna država/ Local government | Skladi socialne varnosti/ Social security funds | Gospodinjstva/ Households | Nepr. instit., ki opravljajo storitve za gospod./ Non-profit institutions serving households | Tujina/ Rest of the world | EU/ European Union | EMU/ Members of the EMU | Ostale članice EU/ European Union, not EMU | Ostali (izven EU)/ Others (not EU) | | | | | |
| S1311 | S1313 | S1314 | S14 | S15 | S2 | S21 | S2111 | S2112 | S22 | | | | | |

A.2.1.

A.2.2. Konsolidirani finančni računi - transakcije 2009

v mio EUR

| Vrsta post. | Oznaka | Finančni instrumenti | Institucionalni sektorji | | | | | | | | |
|----------------|--------|--|--|---|--|----------------------------------|--|---|--|--|-------------------------------|
| | | | S1 | S11 | S12 | S121 | S122 | S123 | S124 | S125 | S13 |
| FSR | F | Finančna sredstva | 6.625 | 10 | 2.635 | 371 | 2.924 | 201 | -91 | 550 | 2.167 |
| FSR | 1 | Monetarno zlato in SDR | 0 | 0 | 0 | 0 | 0 | 0 | 0 | 0 | 0 |
| FSR | 2 | Gotovina in vloge | 3.274 | 113 | -176 | -1.554 | 716 | -3 | -15 | 35 | 2.062 |
| FSR | 21 | Gotovina | 965 | 3 | 5 | 0 | -8 | 1 | 1 | 0 | 0 |
| FSR | 22 | Prenosljive vloge | 485 | 138 | -122 | -15 | 134 | 25 | -12 | 1 | 64 |
| FSR | 29 | Druge vloge | 1.824 | -28 | -58 | -1.538 | 590 | -30 | -4 | 34 | 1.998 |
| FSR | 3 | Vrednostni papirji razen delnic | 1.022 | -25 | 1.094 | 153 | 810 | -30 | -7 | 303 | -47 |
| FSR | 331 | Kratkoročni | 830 | 0 | 839 | 0 | 800 | -2 | -4 | 46 | -7 |
| FSR | 332 | Dolgoročni | 309 | -17 | 342 | 212 | 39 | -28 | -3 | 257 | -37 |
| FSR | 34 | Izvedeni finančni instrumenti | -117 | -8 | -88 | -59 | -29 | 0 | 0 | 0 | -3 |
| FSR | 4 | Posojila | 1.586 | 221 | 1.326 | 1.779 | 967 | 197 | -25 | 91 | 2 |
| FSR | 41 | Kratkoročna | -1.410 | 44 | -1.491 | 0 | -1.404 | -171 | -16 | 1 | 2 |
| FSR | 42 | Dolgoročna | 2.996 | 177 | 2.817 | 1.779 | 2.371 | 367 | -9 | 91 | 0 |
| FSR | 5 | Delnice in drug lastniški kapital | 629 | -19 | 286 | 3 | 319 | 4 | -33 | 138 | 154 |
| FSR | 511 | Delnice, ki kotirajo | 213 | -79 | 291 | 0 | 309 | 16 | 0 | -14 | -23 |
| FSR | 512 | Delnice, ki ne kotirajo | 94 | -1 | -61 | 0 | -16 | -2 | -38 | 2 | 159 |
| FSR | 513 | Drug lastniški kapital | 200 | 110 | 24 | 3 | 26 | 3 | 9 | 10 | 19 |
| FSR | 52 | Delnice/enote investicijskih skladov | 122 | -48 | 32 | 0 | 1 | -14 | -3 | 140 | -1 |
| FSR | 6 | Zavarovalno tehnične rezervacije | 381 | 47 | -6 | 0 | 5 | -1 | 0 | -6 | -4 |
| FSR | 611 | Rezervacije iz življenjskih zavarovanj | 193 | 0 | 0 | 0 | 0 | 0 | 0 | 0 | 0 |
| FSR | 612 | Rezervacije iz pokojninskih zavarovanj | 120 | 0 | 0 | 0 | 0 | 0 | 0 | 0 | 0 |
| FSR | 62 | Druge tehnične rezervacije | 67 | 47 | -6 | 0 | 5 | -1 | 0 | -6 | -4 |
| FSR | 7 | Druge terjatve | -267 | -327 | 112 | -11 | 107 | 34 | -12 | -11 | 1 |
| FSR | 71 | Trgovinski krediti in avansi | -371 | -438 | 36 | -1 | 11 | 14 | 6 | 2 | 53 |
| FSR | 79 | Drugo | 104 | 112 | 76 | -10 | 96 | 21 | -18 | -13 | -52 |
| OBV | F | Obveznosti | 7.333 | 524 | 1.891 | 183 | 2.551 | -14 | -81 | 574 | 4.353 |
| OBV | 2 | Gotovina in vloge | 1.368 | 0 | 1.362 | 267 | 450 | 0 | 0 | 0 | 6 |
| OBV | 21 | Gotovina | 290 | 0 | 292 | 281 | 0 | 0 | 0 | 0 | -2 |
| OBV | 22 | Prenosljive vloge | 378 | 0 | 378 | 5 | 629 | 0 | 0 | 0 | 0 |
| OBV | 29 | Druge vloge | 700 | 0 | 692 | -19 | -180 | 0 | 0 | 0 | 8 |
| OBV | 3 | Vrednostni papirji razen delnic | 5.989 | 320 | 1.543 | -78 | 1.758 | 0 | 1 | -2 | 4.126 |
| OBV | 331 | Kratkoročni | 564 | -7 | -92 | 0 | -93 | 0 | 2 | 0 | 662 |
| OBV | 332 | Dolgoročni | 5.555 | 359 | 1.732 | 0 | 1.870 | 0 | 0 | -2 | 3.464 |
| OBV | 34 | Izvedeni finančni instrumenti | -129 | -32 | -97 | -78 | -19 | 1 | 0 | 0 | 0 |
| OBV | 4 | Posojila | -685 | 43 | -1.588 | 0 | 223 | -10 | -91 | -27 | 212 |
| OBV | 41 | Kratkoročna | -1.730 | -1.650 | -119 | 0 | 0 | -78 | -101 | -40 | -42 |
| OBV | 42 | Dolgoročna | 1.045 | 1.693 | -1.468 | 0 | 223 | 68 | 10 | 13 | 254 |
| OBV | 5 | Delnice in drug lastniški kapital | 536 | 364 | 172 | 0 | 113 | 20 | -1 | 186 | 0 |
| OBV | 511 | Delnice, ki kotirajo | 162 | 219 | -58 | 0 | -38 | 1 | 0 | 0 | 0 |
| OBV | 512 | Delnice, ki ne kotirajo | 146 | -31 | 177 | 0 | 154 | 1 | -1 | 28 | 0 |
| OBV | 513 | Drug lastniški kapital | 137 | 176 | -38 | 0 | 0 | -11 | 0 | 0 | 0 |
| OBV | 52 | Delnice/enote investicijskih skladov | 91 | 0 | 91 | 0 | -4 | 29 | 0 | 157 | 0 |
| OBV | 6 | Zavarovalno tehnične rezervacije | 419 | 0 | 419 | 0 | 0 | 0 | 0 | 424 | 0 |
| OBV | 611 | Rezervacije iz življenjskih zavarovanj | 201 | 0 | 201 | 0 | 0 | 0 | 0 | 201 | 0 |
| OBV | 612 | Rezervacije iz pokojninskih zavarovanj | 120 | 0 | 120 | 0 | 0 | 0 | 0 | 120 | 0 |
| OBV | 62 | Druge tehnične rezervacije | 98 | 0 | 98 | 0 | 0 | 0 | 0 | 102 | 0 |
| OBV | 7 | Druge obveznosti | -294 | -203 | -17 | -6 | 7 | -25 | 9 | -8 | 10 |
| OBV | 71 | Trgovinski krediti in avansi | -343 | -361 | -1 | 0 | -2 | -9 | 8 | -3 | 46 |
| OBV | 79 | Drugo | 49 | 158 | -16 | -5 | 9 | -16 | 1 | -5 | -36 |
| NETO | | Neto finančna sredstva | -709 | -514 | 744 | 189 | 373 | 215 | -10 | -23 | -2.186 |
| | | | Gospodarstvo Slovenije/ Total economy | Ne finančne družbe/ Non-financial corporations | Finančne družbe/ Financial corporations | Centralna banka/ Central Bank | Druge denarne finančne institucije/ Other monetary financial institutions | Drugi finančni posredniki / Other financial intermediaries | Izvajalci pomožnih finančnih dejavnosti/ Financial auxiliaries | Zavarovalnice in pokojninski skladi/ Insurance corporations and pension funds | Država/ General government |
| | | | S1 | S11 | S12 | S121 | S122 | S123 | S124 | S125 | S13 |

Consolidated financial accounts - transactions 2009 A.2.2.

EUR millions

| Institutional sectors | | | | | | | | | | | Financial instruments | Code | Item type |
|---|-------------------------------------|--|------------------------------|---|------------------------------|-----------------------|----------------------------|---|---------------------------------------|------------------------------|-----------------------|------|-----------|
| S1311 | S1313 | S1314 | S14 | S15 | S2 | S21 | S2111 | S2112 | S22 | | | | |
| 2.241 | -16 | -147 | 1.810 | 2 | 911 | 914 | -442 | 1.356 | -4 | Financial assets | F | FAS | |
| 0 | 0 | 0 | 0 | 0 | 0 | -63 | -63 | 0 | 63 | Monetary gold and SDRs | 1 | FAS | |
| 2.063 | -14 | -62 | 1.287 | -13 | -1.586 | -1.665 | -1.594 | -71 | 79 | Currency and deposits | 2 | FAS | |
| -1 | 0 | 0 | 957 | 0 | 103 | 103 | 103 | 0 | 0 | Currency | 21 | FAS | |
| 60 | 2 | 1 | 414 | -8 | -206 | -220 | -224 | 4 | 14 | Transferable deposits | 22 | FAS | |
| 2.004 | -16 | -63 | -84 | -4 | -1.484 | -1.548 | -1.473 | -75 | 65 | Other deposits | 29 | FAS | |
| 20 | 1 | -71 | -1 | 2 | 4.684 | 4.671 | 2.688 | 1.982 | 13 | Securities other than shares | 3 | FAS | |
| 0 | 0 | -7 | -3 | 0 | -93 | -93 | -93 | 0 | 0 | Short-term | 331 | FAS | |
| 22 | 1 | -63 | 18 | 3 | 4.853 | 4.844 | 2.818 | 2.026 | 9 | Long-term | 332 | FAS | |
| -2 | 0 | -2 | -17 | -1 | -76 | -80 | -36 | -43 | 4 | Financial derivatives | 34 | FAS | |
| 0 | -1 | 0 | 38 | -1 | -1.975 | -1.794 | -1.262 | -532 | -181 | Loans | 4 | FAS | |
| 1 | 0 | 0 | 34 | 0 | -326 | -132 | -105 | -27 | -194 | Short-term | 41 | FAS | |
| -2 | -1 | 0 | 3 | -1 | -1.649 | -1.662 | -1.157 | -505 | 13 | Long-term | 42 | FAS | |
| 171 | -13 | -4 | 208 | -1 | 143 | 102 | 112 | -11 | 41 | Shares and other equity | 5 | FAS | |
| -4 | 0 | -19 | 24 | -1 | 10 | 6 | -12 | 18 | 4 | Quoted shares | 511 | FAS | |
| 162 | -13 | 10 | -3 | 0 | 52 | 17 | 15 | 3 | 34 | Unquoted shares | 512 | FAS | |
| 25 | 0 | -6 | 48 | 0 | 83 | 80 | 110 | -30 | 3 | Other equity | 513 | FAS | |
| -12 | 0 | 11 | 139 | 0 | -1 | -1 | 0 | -1 | 0 | Mutual funds shares | 52 | FAS | |
| -1 | -2 | -1 | 344 | 0 | 25 | 14 | 5 | 10 | 11 | Insurance technical reserves | 6 | FAS | |
| 0 | 0 | 0 | 193 | 0 | 1 | 0 | 0 | 0 | 1 | Life insurance reserves | 611 | FAS | |
| 0 | 0 | 0 | 120 | 0 | 0 | 0 | 0 | 0 | 0 | Pension fund reserves | 612 | FAS | |
| -1 | -2 | -1 | 30 | 0 | 24 | 14 | 4 | 10 | 10 | Other technical reserves | 62 | FAS | |
| -13 | 13 | -9 | -66 | 13 | -380 | -350 | -328 | -22 | -30 | Other accounts receivable | 7 | FAS | |
| 36 | 13 | 4 | -18 | -4 | -430 | -341 | -319 | -22 | -90 | Trade credits and advances | 71 | FAS | |
| -49 | 0 | -13 | -47 | 16 | 50 | -9 | -9 | 0 | 59 | Other | 79 | FAS | |
| 4.078 | 183 | 2 | 556 | 8 | 202 | 471 | 723 | -251 | -269 | Liabilities | F | LIA | |
| -69 | 0 | 0 | 0 | 0 | 320 | 357 | 456 | -99 | -37 | Currency and deposits | 2 | LIA | |
| -2 | 0 | 0 | 0 | 0 | 778 | 634 | 635 | -1 | 144 | Currency | 21 | LIA | |
| 0 | 0 | 0 | 0 | 0 | -99 | -98 | -126 | 28 | -1 | Transferable deposits | 22 | LIA | |
| -66 | 0 | 0 | 0 | 0 | -360 | -179 | -53 | -126 | -180 | Other deposits | 29 | LIA | |
| 4.123 | 0 | 0 | 0 | 0 | -284 | 24 | 116 | -92 | -307 | Securities other than shares | 3 | LIA | |
| 662 | 0 | 0 | 0 | 0 | 173 | 169 | 141 | 28 | 4 | Short-term | 331 | LIA | |
| 3.461 | 0 | 0 | 0 | 0 | -392 | -81 | 5 | -86 | -311 | Long-term | 332 | LIA | |
| 0 | 0 | 0 | 0 | 0 | -64 | -64 | -30 | -35 | 0 | Financial derivatives | 34 | LIA | |
| 41 | 168 | 0 | 645 | 4 | 296 | 182 | 152 | 30 | 114 | Loans | 4 | LIA | |
| -43 | 1 | 0 | 80 | 1 | -6 | -64 | -88 | 24 | 58 | Short-term | 41 | LIA | |
| 84 | 166 | 0 | 565 | 2 | 302 | 246 | 240 | 6 | 56 | Long-term | 42 | LIA | |
| 0 | 0 | 0 | 0 | 0 | 236 | 53 | 41 | 13 | 183 | Shares and other equity | 5 | LIA | |
| 0 | 0 | 0 | 0 | 0 | 60 | 29 | 23 | 6 | 31 | Quoted shares | 511 | LIA | |
| 0 | 0 | 0 | 0 | 0 | 0 | 0 | -6 | 6 | 0 | Unquoted shares | 512 | LIA | |
| 0 | 0 | 0 | 0 | 0 | 146 | 9 | 7 | 2 | 137 | Other equity | 513 | LIA | |
| 0 | 0 | 0 | 0 | 0 | 30 | 15 | 17 | -2 | 15 | Mutual funds shares | 52 | LIA | |
| 0 | 0 | 0 | 0 | 0 | -13 | -17 | -12 | -5 | 4 | Insurance technical reserves | 6 | LIA | |
| 0 | 0 | 0 | 0 | 0 | -7 | -9 | -11 | 3 | 2 | Life insurance reserves | 611 | LIA | |
| 0 | 0 | 0 | 0 | 0 | 0 | 0 | 0 | 0 | 0 | Pension fund reserves | 612 | LIA | |
| 0 | 0 | 0 | 0 | 0 | -6 | -8 | -1 | -8 | 2 | Other technical reserves | 62 | LIA | |
| -18 | 16 | 2 | -89 | 5 | -354 | -128 | -30 | -98 | -226 | Other accounts payable | 7 | LIA | |
| 22 | 23 | 0 | -31 | 4 | -459 | -232 | -129 | -104 | -226 | Trade credits and advances | 71 | LIA | |
| -40 | -8 | 2 | -58 | 1 | 105 | 105 | 99 | 6 | 0 | Other | 79 | LIA | |
| -1.837 | -199 | -150 | 1.255 | -7 | 709 | 443 | -1.165 | 1.608 | 266 | Net financial assets | | NETO | |
| Centralna država/ Central government | Lokalna država/ Local government | Skladi socialne varnosti/ Social security funds | Gospodinjstva/ Households | Nepr. instit., ki opravljajo storitve za gospod./ Non-profit institutions serving households | Tujina/ Rest of the world | EU/ European Union | EMU/ Members of the EMU | Ostale članice EU/ European Union, not EMU | Ostali (izven EU)/ Others (not EU) | | | | |
| S1311 | S1313 | S1314 | S14 | S15 | S2 | S21 | S2111 | S2112 | S22 | | | | |

A.2.2.

A.2.3. Konsolidirani finančni računi - vrednostne spremembe 2009

v mio EUR

| Vrsta post. | Oznaka | Finančni instrumenti | Institucionalni sektorji | | | | | | | | |
|----------------|--------|--|--|---|--|----------------------------------|--|---|--|--|-------------------------------|
| | | | S1 | S11 | S12 | S121 | S122 | S123 | S124 | S125 | S13 |
| FSR | F | Finančna sredstva | 1237 | 251 | 343 | 305 | -37 | 4 | -88 | 250 | 407 |
| FSR | 1 | Monetarno zlato in SDR | 222 | 0 | 222 | 222 | 0 | 0 | 0 | 0 | 0 |
| FSR | 2 | Gotovina in vloge | -683 | 22 | 0 | 14 | -10 | 1 | 0 | 3 | -6 |
| FSR | 21 | Gotovina | -774 | 0 | 0 | 0 | 0 | 0 | 0 | 0 | 0 |
| FSR | 22 | Prenosljive vloge | 114 | 53 | 21 | 16 | 5 | 1 | 0 | 0 | 0 |
| FSR | 29 | Druge vloge | -22 | -31 | -20 | -2 | -16 | 0 | 0 | 3 | -7 |
| FSR | 3 | Vrednostni papirji razen delnic | 257 | -2 | 247 | 72 | 93 | 3 | 3 | 90 | 10 |
| FSR | 331 | Kratkoročni | -49 | 0 | -50 | 0 | -50 | 0 | 0 | 0 | 0 |
| FSR | 332 | Dolgoročni | 286 | 5 | 270 | 28 | 157 | 4 | 0 | 89 | 9 |
| FSR | 34 | Izvedeni finančni instrumenti | 21 | -7 | 27 | 45 | -14 | 0 | 3 | 1 | 1 |
| FSR | 4 | Posojila | -328 | -19 | -137 | 0 | -25 | -122 | -1 | -1 | -169 |
| FSR | 41 | Kratkoročna | -82 | -53 | -24 | 0 | -6 | -35 | -1 | 0 | 1 |
| FSR | 42 | Dolgoročna | -246 | 34 | -113 | 0 | -18 | -86 | 0 | -1 | -169 |
| FSR | 5 | Delnice in drug lastniški kapital | 1472 | 115 | 14 | 0 | -94 | 122 | -90 | 155 | 596 |
| FSR | 511 | Delnice, ki kotirajo | 786 | -27 | 168 | 0 | -29 | 218 | -40 | -11 | 421 |
| FSR | 512 | Delnice, ki ne kotirajo | -300 | -15 | -237 | 0 | -86 | -157 | -23 | 42 | -27 |
| FSR | 513 | Drug lastniški kapital | 513 | 124 | -18 | 0 | 3 | 16 | -25 | -8 | 180 |
| FSR | 52 | Delnice/enote investicijskih skladov | 472 | 33 | 101 | 0 | 18 | 44 | -2 | 131 | 21 |
| FSR | 6 | Zavarovalno tehnične rezervacije | 178 | 1 | 0 | 0 | 0 | 0 | 0 | 0 | 0 |
| FSR | 611 | Rezervacije iz življenjskih zavarovanj | 133 | 0 | 0 | 0 | 0 | 0 | 0 | 0 | 0 |
| FSR | 612 | Rezervacije iz pokojninskih zavarovanj | 42 | 0 | 0 | 0 | 0 | 0 | 0 | 0 | 0 |
| FSR | 62 | Druge tehnične rezervacije | 3 | 1 | 0 | 0 | 0 | 0 | 0 | 0 | 0 |
| FSR | 7 | Druge terjatve | 119 | 134 | -3 | -3 | -1 | 0 | 1 | 2 | -24 |
| FSR | 71 | Trgovinski krediti in avansi | 46 | 31 | 17 | 0 | 0 | 12 | 0 | 5 | -7 |
| FSR | 79 | Drugo | 72 | 103 | -20 | -3 | -1 | -11 | 1 | -3 | -17 |
| OBV | F | Obveznosti | 1284 | 276 | 782 | 238 | 293 | -59 | -78 | 478 | 256 |
| OBV | 2 | Gotovina in vloge | 33 | 0 | 33 | -3 | 43 | 0 | 0 | 0 | 0 |
| OBV | 21 | Gotovina | 0 | 0 | 0 | 0 | 0 | 0 | 0 | 0 | 0 |
| OBV | 22 | Prenosljive vloge | 90 | 0 | 90 | 0 | 91 | 0 | 0 | 0 | 0 |
| OBV | 29 | Druge vloge | -57 | 0 | -57 | -3 | -48 | 0 | 0 | 0 | 0 |
| OBV | 3 | Vrednostni papirji razen delnic | 213 | -54 | 49 | 72 | -11 | 4 | 0 | -2 | 217 |
| OBV | 331 | Kratkoročni | -11 | 0 | -9 | 0 | -9 | 0 | 0 | 0 | -2 |
| OBV | 332 | Dolgoročni | 215 | -13 | 8 | 0 | 17 | 0 | 0 | -2 | 220 |
| OBV | 34 | Izvedeni finančni instrumenti | 9 | -40 | 49 | 72 | -19 | 4 | 0 | 0 | 0 |
| OBV | 4 | Posojila | -102 | -2 | -52 | 0 | 6 | -48 | -21 | 0 | -4 |
| OBV | 41 | Kratkoročna | 36 | 64 | -13 | 0 | 0 | -12 | -20 | 0 | -3 |
| OBV | 42 | Dolgoročna | -138 | -66 | -39 | 0 | 6 | -36 | -1 | 0 | -2 |
| OBV | 5 | Delnice in drug lastniški kapital | 928 | 355 | 574 | 170 | 248 | -9 | -57 | 301 | -1 |
| OBV | 511 | Delnice, ki kotirajo | 479 | 377 | 102 | 0 | -1 | -162 | -3 | 240 | 0 |
| OBV | 512 | Delnice, ki ne kotirajo | -137 | -304 | 168 | 0 | 249 | -67 | -27 | 27 | -1 |
| OBV | 513 | Drug lastniški kapital | 304 | 282 | 21 | 170 | 0 | -121 | -28 | 3 | 0 |
| OBV | 52 | Delnice/enote investicijskih skladov | 282 | 0 | 282 | 0 | 0 | 341 | 0 | 31 | 0 |
| OBV | 6 | Zavarovalno tehnične rezervacije | 177 | 0 | 177 | 0 | 0 | 0 | 0 | 177 | 0 |
| OBV | 611 | Rezervacije iz življenjskih zavarovanj | 132 | 0 | 132 | 0 | 0 | 0 | 0 | 132 | 0 |
| OBV | 612 | Rezervacije iz pokojninskih zavarovanj | 42 | 0 | 42 | 0 | 0 | 0 | 0 | 42 | 0 |
| OBV | 62 | Druge tehnične rezervacije | 3 | 0 | 3 | 0 | 0 | 0 | 0 | 3 | 0 |
| OBV | 7 | Druge obveznosti | 36 | -23 | 0 | -1 | 7 | -6 | 1 | 2 | 45 |
| OBV | 71 | Trgovinski krediti in avansi | -121 | -132 | 2 | 0 | 0 | 1 | 0 | 1 | -8 |
| OBV | 79 | Drugo | 157 | 109 | -2 | -1 | 7 | -7 | 1 | 1 | 52 |
| NETO | | Neto finančna sredstva | -48 | -26 | -439 | 66 | -330 | 63 | -10 | -228 | 151 |
| | | | Gospodarstvo Slovenije/ Total economy | Ne finančne družbe/ Non-financial corporations | Finančne družbe/ Financial corporations | Centralna banka/ Central Bank | Druge denarne finančne institucije/ Other monetary financial institutions | Drugi finančni posredniki / Other financial intermediaries | Izvajalci pomožnih finančnih dejavnosti/ Financial auxiliaries | Zavarovalnice in pokojninski skladi/ Insurance corporations and pension funds | Država/ General government |
| | | | S1 | S11 | S12 | S121 | S122 | S123 | S124 | S125 | S13 |

Consolidated financial accounts - revaluation changes 2009 **A.2.3.**

EUR millions

| Institutional sectors | | | | | | | | | | | Financial instruments | Code | Item type |
|---|-------------------------------------|--|------------------------------|---|------------------------------|-----------------------|----------------------------|---|---------------------------------------|------------------------------|-----------------------|------|-----------|
| S1311 | S1313 | S1314 | S14 | S15 | S2 | S21 | S2111 | S2112 | S22 | | | | |
| 249 | -9 | 107 | 233 | 3 | 204 | 192 | 121 | 71 | 12 | Financial assets | F | FAS | |
| 0 | 0 | 0 | 0 | 0 | 0 | 63 | 63 | 0 | -63 | Monetary gold and SDRs | 1 | FAS | |
| -12 | 0 | 5 | -699 | 0 | -1 | -4 | -5 | 0 | 4 | Currency and deposits | 2 | FAS | |
| 0 | 0 | 0 | -774 | 0 | 0 | 0 | 0 | 0 | 0 | Currency | 21 | FAS | |
| 0 | 0 | 0 | 40 | 0 | 2 | 1 | 1 | 0 | 1 | Transferable deposits | 22 | FAS | |
| -12 | 0 | 4 | 36 | 0 | -3 | -5 | -6 | 1 | 2 | Other deposits | 29 | FAS | |
| 0 | 0 | 9 | 3 | 0 | 121 | 104 | 88 | 16 | 17 | Securities other than shares | 3 | FAS | |
| 0 | 0 | 0 | 0 | 0 | -9 | -9 | -9 | 0 | 0 | Short-term | 331 | FAS | |
| 1 | 0 | 8 | 2 | 0 | 86 | 59 | 90 | -31 | 27 | Long-term | 332 | FAS | |
| -1 | 0 | 2 | 1 | 0 | 44 | 54 | 7 | 47 | -10 | Financial derivatives | 34 | FAS | |
| -170 | 0 | 0 | -3 | 0 | 223 | 160 | 104 | 56 | 63 | Loans | 4 | FAS | |
| 0 | 1 | 0 | -6 | 0 | 72 | 40 | 16 | 24 | 32 | Short-term | 41 | FAS | |
| -170 | 0 | 0 | 2 | 0 | 151 | 120 | 88 | 32 | 31 | Long-term | 42 | FAS | |
| 473 | -18 | 95 | 745 | 3 | -95 | -44 | -64 | 20 | -51 | Shares and other equity | 5 | FAS | |
| 285 | 0 | 136 | 224 | 0 | 1 | -1 | 2 | -3 | 2 | Quoted shares | 511 | FAS | |
| -13 | -10 | -50 | -21 | 0 | -55 | 44 | 65 | -20 | -100 | Unquoted shares | 512 | FAS | |
| 194 | -10 | -4 | 228 | 0 | -45 | -89 | -133 | 43 | 44 | Other equity | 513 | FAS | |
| 8 | 1 | 12 | 314 | 3 | 5 | 3 | 2 | 0 | 2 | Mutual funds shares | 52 | FAS | |
| 0 | 0 | 0 | 177 | 0 | 0 | 0 | 0 | 0 | 0 | Insurance technical reserves | 6 | FAS | |
| 0 | 0 | 0 | 133 | 0 | 0 | 0 | 0 | 0 | 0 | Life insurance reserves | 611 | FAS | |
| 0 | 0 | 0 | 42 | 0 | 0 | 0 | 0 | 0 | 0 | Pension fund reserves | 612 | FAS | |
| 0 | 0 | 0 | 2 | 0 | 0 | 0 | 0 | 0 | 0 | Other technical reserves | 62 | FAS | |
| -43 | 8 | -1 | 11 | 1 | -44 | -88 | -67 | -21 | 43 | Other accounts receivable | 7 | FAS | |
| -11 | 2 | 2 | 5 | 0 | -138 | -157 | -125 | -32 | 19 | Trade credits and advances | 71 | FAS | |
| -32 | 7 | -4 | 7 | 0 | 93 | 69 | 58 | 11 | 24 | Other | 79 | FAS | |
| 236 | 6 | -45 | -30 | 0 | -65 | -345 | -286 | -59 | 280 | Liabilities | F | LIA | |
| -1 | 0 | 0 | 0 | 0 | -716 | -609 | -633 | 24 | -107 | Currency and deposits | 2 | LIA | |
| 0 | 0 | 0 | 0 | 0 | -774 | -635 | -634 | 0 | -140 | Currency | 21 | LIA | |
| 0 | 0 | 0 | 0 | 0 | 26 | 11 | 8 | 4 | 14 | Transferable deposits | 22 | LIA | |
| -1 | 0 | 0 | 0 | 0 | 33 | 14 | -6 | 20 | 18 | Other deposits | 29 | LIA | |
| 216 | 0 | 0 | 0 | 0 | 166 | 109 | 64 | 45 | 58 | Securities other than shares | 3 | LIA | |
| -2 | 0 | 0 | 0 | 0 | -47 | -47 | -48 | 0 | 0 | Short-term | 331 | LIA | |
| 218 | 0 | 0 | 0 | 0 | 157 | 95 | 90 | 5 | 62 | Long-term | 332 | LIA | |
| 0 | 0 | 0 | 0 | 0 | 56 | 60 | 21 | 39 | -4 | Financial derivatives | 34 | LIA | |
| -6 | 1 | 0 | -43 | -1 | -3 | -2 | 15 | -17 | -1 | Loans | 4 | LIA | |
| -2 | 0 | 0 | -12 | 0 | -46 | -37 | -17 | -19 | -9 | Short-term | 41 | LIA | |
| -3 | 1 | 0 | -32 | 0 | 43 | 35 | 32 | 2 | 8 | Long-term | 42 | LIA | |
| -2 | 0 | -45 | 0 | 0 | 448 | 118 | 181 | -64 | 331 | Shares and other equity | 5 | LIA | |
| 0 | 0 | 0 | 0 | 0 | 308 | 91 | 108 | -17 | 217 | Quoted shares | 511 | LIA | |
| -2 | 0 | -45 | 0 | 0 | -218 | -174 | -141 | -34 | -44 | Unquoted shares | 512 | LIA | |
| 0 | 0 | 0 | 0 | 0 | 165 | 55 | 68 | -13 | 110 | Other equity | 513 | LIA | |
| 0 | 0 | 0 | 0 | 0 | 194 | 147 | 146 | 0 | 48 | Mutual funds shares | 52 | LIA | |
| 0 | 0 | 0 | 0 | 0 | 1 | 1 | 1 | 0 | 0 | Insurance technical reserves | 6 | LIA | |
| 0 | 0 | 0 | 0 | 0 | 1 | 1 | 1 | 0 | 0 | Life insurance reserves | 611 | LIA | |
| 0 | 0 | 0 | 0 | 0 | 0 | 0 | 0 | 0 | 0 | Pension fund reserves | 612 | LIA | |
| 0 | 0 | 0 | 0 | 0 | 0 | 0 | 0 | 0 | 0 | Other technical reserves | 62 | LIA | |
| 29 | 5 | -1 | 13 | 0 | 38 | 38 | 86 | -48 | 0 | Other accounts payable | 7 | LIA | |
| -9 | 0 | 1 | 16 | 0 | 30 | 8 | 57 | -50 | 22 | Trade credits and advances | 71 | LIA | |
| 37 | 5 | -2 | -3 | 0 | 9 | 31 | 29 | 2 | -22 | Other | 79 | LIA | |
| 13 | -15 | 153 | 263 | 3 | 270 | 537 | 407 | 130 | -268 | Net financial assets | | NETO | |
| Centralna država/ Central government | Lokalna država/ Local government | Skladi socialne varnosti/ Social security funds | Gospodinjstva/ Households | Nepr. instit., ki opravljajo storitve za gospod./ Non-profit institutions serving households | Tujina/ Rest of the world | EU/ European Union | EMU/ Members of the EMU | Ostale članice EU/ European Union, not EMU | Ostali (izven EU)/ Others (not EU) | | | | |
| S1311 | S1313 | S1314 | S14 | S15 | S2 | S21 | S2111 | S2112 | S22 | | | | |

A.2.3.

A.2.4. Konsolidirani finančni računi - stanja 2009 (konec leta)

v mio EUR

| Vrsta post. | Oznaka | Finančni instrumenti | Institucionalni sektorji | | | | | | | | |
|-------------|--------|--|--|--|--|----------------------------------|--|--|--|--|-------------------------------|
| | | | S1 | S11 | S12 | S121 | S122 | S123 | S124 | S125 | S13 |
| FSR | F | Finančna sredstva | 138.111 | 19.314 | 65.204 | 9.956 | 48.826 | 8.942 | 380 | 6.350 | 15.757 |
| FSR | 1 | Monetarno zlato in SDR | 294 | 0 | 294 | 294 | 0 | 0 | 0 | 0 | 0 |
| FSR | 2 | Gotovina in vloge | 32.901 | 4.081 | 5.912 | 3.341 | 4.373 | 324 | 69 | 739 | 4.336 |
| FSR | 21 | Gotovina | 3.738 | 71 | 19 | 0 | 267 | 1 | 1 | 0 | 4 |
| FSR | 22 | Prenosljive vloge | 7.690 | 1.598 | 256 | 3 | 1.485 | 117 | 38 | 19 | 209 |
| FSR | 29 | Druge vloge | 21.473 | 2.411 | 5.636 | 3.338 | 2.621 | 207 | 30 | 719 | 4.122 |
| FSR | 3 | Vrednostni papirji razen delnic | 15.665 | 264 | 14.622 | 4.364 | 7.027 | 246 | 10 | 3.685 | 274 |
| FSR | 331 | Kratkoročni | 1.965 | 17 | 1.942 | 0 | 1.859 | 3 | 0 | 82 | 0 |
| FSR | 332 | Dolgoročni | 13.443 | 213 | 12.472 | 4.364 | 4.953 | 241 | 7 | 3.600 | 269 |
| FSR | 34 | Izvedeni finančni instrumenti | 257 | 34 | 208 | 0 | 215 | 1 | 3 | 4 | 5 |
| FSR | 4 | Posojila | 41.834 | 2.229 | 38.383 | 1.779 | 35.503 | 5.144 | 63 | 143 | 280 |
| FSR | 41 | Kratkoročna | 11.791 | 1.288 | 10.088 | 0 | 10.697 | 607 | 59 | 5 | 5 |
| FSR | 42 | Dolgoročna | 30.043 | 941 | 28.295 | 1.779 | 24.806 | 4.537 | 5 | 138 | 276 |
| FSR | 5 | Delnice in drug lastniški kapital | 29.795 | 5.001 | 4.791 | 81 | 1.628 | 2.678 | 176 | 1.513 | 8.561 |
| FSR | 511 | Delnice, ki kotirajo | 8.155 | 576 | 2.757 | 0 | 842 | 1.788 | 79 | 362 | 2.600 |
| FSR | 512 | Delnice, ki ne kotirajo | 5.707 | 1.222 | 1.129 | 23 | 467 | 572 | 58 | 266 | 2.214 |
| FSR | 513 | Drug lastniški kapital | 12.800 | 3.006 | 409 | 58 | 234 | 157 | 31 | 77 | 3.648 |
| FSR | 52 | Delnice/enote investicijskih skladov | 3.133 | 197 | 496 | 0 | 85 | 160 | 8 | 808 | 99 |
| FSR | 6 | Zavarovalno tehnične rezervacije | 4.401 | 450 | 30 | 0 | 41 | 1 | 0 | 30 | 10 |
| FSR | 611 | Rezervacije iz življenjskih zavarovanj | 2.066 | 0 | 0 | 0 | 0 | 0 | 0 | 0 | 0 |
| FSR | 612 | Rezervacije iz pokojninskih zavarovanj | 1.094 | 0 | 0 | 0 | 0 | 0 | 0 | 0 | 0 |
| FSR | 62 | Druge tehnične rezervacije | 1.241 | 450 | 30 | 0 | 41 | 1 | 0 | 30 | 10 |
| FSR | 7 | Druge terjatve | 13.221 | 7.288 | 1.172 | 97 | 253 | 549 | 61 | 238 | 2.296 |
| FSR | 71 | Trgovinski krediti in avansi | 7.947 | 6.430 | 540 | 0 | 16 | 346 | 14 | 168 | 273 |
| FSR | 79 | Drugo | 5.274 | 858 | 632 | 97 | 237 | 204 | 47 | 70 | 2.024 |
| OBV | F | Obveznosti | 152.828 | 61.625 | 63.908 | 9.313 | 47.292 | 9.551 | 384 | 6.618 | 15.369 |
| OBV | 2 | Gotovina in vloge | 34.263 | 0 | 34.175 | 8.496 | 28.613 | 0 | 0 | 0 | 88 |
| OBV | 21 | Gotovina | 3.284 | 0 | 3.244 | 3.494 | 0 | 0 | 0 | 0 | 40 |
| OBV | 22 | Prenosljive vloge | 10.860 | 0 | 10.860 | 4.634 | 7.631 | 0 | 0 | 0 | 0 |
| OBV | 29 | Druge vloge | 20.119 | 0 | 20.071 | 367 | 20.983 | 0 | 0 | 0 | 48 |
| OBV | 3 | Vrednostni papirji razen delnic | 15.372 | 883 | 2.543 | 7 | 3.188 | 11 | 10 | 38 | 11.946 |
| OBV | 331 | Kratkoročni | 764 | 7 | 7 | 0 | 2 | 0 | 7 | 0 | 749 |
| OBV | 332 | Dolgoročni | 14.232 | 725 | 2.310 | 0 | 2.963 | 1 | 3 | 38 | 11.197 |
| OBV | 34 | Izvedeni finančni instrumenti | 376 | 150 | 226 | 7 | 223 | 10 | 0 | 0 | 0 |
| OBV | 4 | Posojila | 54.945 | 30.012 | 13.575 | 0 | 11.079 | 6.493 | 195 | 58 | 1.045 |
| OBV | 41 | Kratkoročna | 10.777 | 8.818 | 514 | 0 | 0 | 1.649 | 132 | 14 | 21 |
| OBV | 42 | Dolgoročna | 44.168 | 21.194 | 13.061 | 0 | 11.079 | 4.845 | 63 | 45 | 1.025 |
| OBV | 5 | Delnice in drug lastniški kapital | 31.273 | 22.887 | 8.386 | 683 | 4.096 | 2.800 | 126 | 1.966 | 0 |
| OBV | 511 | Delnice, ki kotirajo | 6.863 | 5.544 | 1.319 | 0 | 647 | 287 | 10 | 691 | 0 |
| OBV | 512 | Delnice, ki ne kotirajo | 8.228 | 4.618 | 3.610 | 0 | 3.435 | 77 | 69 | 286 | 0 |
| OBV | 513 | Drug lastniški kapital | 13.829 | 12.725 | 1.104 | 683 | 0 | 473 | 47 | 50 | 0 |
| OBV | 52 | Delnice/enote investicijskih skladov | 2.352 | 0 | 2.352 | 0 | 14 | 1.963 | 0 | 940 | 0 |
| OBV | 6 | Zavarovalno tehnične rezervacije | 4.375 | 0 | 4.375 | 0 | 0 | 0 | 0 | 4.417 | 0 |
| OBV | 611 | Rezervacije iz življenjskih zavarovanj | 1.975 | 0 | 1.975 | 0 | 0 | 0 | 0 | 1.975 | 0 |
| OBV | 612 | Rezervacije iz pokojninskih zavarovanj | 1.096 | 0 | 1.096 | 0 | 0 | 0 | 0 | 1.096 | 0 |
| OBV | 62 | Druge tehnične rezervacije | 1.303 | 0 | 1.303 | 0 | 0 | 0 | 0 | 1.346 | 0 |
| OBV | 7 | Druge obveznosti | 12.600 | 7.842 | 854 | 127 | 315 | 246 | 54 | 139 | 2.290 |
| OBV | 71 | Trgovinski krediti in avansi | 7.470 | 5.042 | 288 | 2 | 36 | 157 | 14 | 84 | 1.041 |
| OBV | 79 | Drugo | 5.131 | 2.800 | 566 | 125 | 280 | 89 | 40 | 54 | 1.249 |
| NETO | | Neto finančna sredstva | -14.716 | -42.311 | 1.296 | 643 | 1.535 | -609 | -5 | -269 | 388 |
| | | | Gospodarstvo Slovenije/ Total economy | Netofinančne družbe/ Non-financial corporations | Finančne družbe/ Financial corporations | Centralna banka/ Central Bank | Druge denarne finančne institucije/ Other monetary financial institutions | Druge finančni posredniki/ Other financial intermediaries | Izvajalci pomožnih finančnih dejavnosti/ Financial auxiliaries | Zavarovalnice in pokojninski skladi/ Insurance corporations and pension funds | Država/ General government |
| | | | S1 | S11 | S12 | S121 | S122 | S123 | S124 | S125 | S13 |

Consolidated financial accounts - outstanding amounts 2009 (end of year) **A.2.4.**
EUR millions

| Institutional sectors | | | | | | | | | | | Financial instruments | Code | Item type |
|---|-------------------------------------|--|------------------------------|---|------------------------------|-----------------------|----------------------------|---|---------------------------------------|------------------------------|-----------------------|------|-----------|
| S1311 | S1313 | S1314 | S14 | S15 | S2 | S21 | S2111 | S2112 | S22 | | | | |
| 14.234 | 1.160 | 1.922 | 37.295 | 541 | 48.955 | 43.972 | 36.554 | 7.418 | 4.983 | Financial assets | F | FAS | |
| 0 | 0 | 0 | 0 | 0 | 0 | 0 | 0 | 0 | 0 | Monetary gold and SDRs | 1 | FAS | |
| 3.877 | 351 | 161 | 18.257 | 315 | 8.626 | 8.169 | 8.097 | 71 | 457 | Currency and deposits | 2 | FAS | |
| 0 | 4 | 0 | 3.643 | 0 | 137 | 137 | 137 | 0 | 0 | Currency | 21 | FAS | |
| 94 | 111 | 4 | 5.493 | 134 | 3.598 | 3.433 | 3.406 | 28 | 164 | Transferable deposits | 22 | FAS | |
| 3.783 | 236 | 157 | 9.122 | 182 | 4.891 | 4.599 | 4.555 | 44 | 293 | Other deposits | 29 | FAS | |
| 115 | 1 | 211 | 448 | 57 | 9.118 | 8.517 | 5.431 | 3.086 | 601 | Securities other than shares | 3 | FAS | |
| 0 | 0 | 0 | 6 | 0 | 0 | 0 | 0 | 0 | 0 | Short-term | 331 | FAS | |
| 110 | 1 | 211 | 432 | 57 | 8.909 | 8.337 | 5.298 | 3.039 | 572 | Long-term | 332 | FAS | |
| 5 | 0 | 0 | 9 | 0 | 209 | 180 | 133 | 47 | 29 | Financial derivatives | 34 | FAS | |
| 352 | 10 | 1 | 934 | 8 | 18.266 | 17.424 | 14.154 | 3.271 | 842 | Loans | 4 | FAS | |
| 4 | 2 | 0 | 406 | 5 | 910 | 753 | 684 | 69 | 157 | Short-term | 41 | FAS | |
| 349 | 8 | 1 | 529 | 3 | 17.356 | 16.671 | 13.469 | 3.202 | 685 | Long-term | 42 | FAS | |
| 8.136 | 476 | 1.195 | 11.351 | 90 | 8.125 | 6.289 | 5.847 | 442 | 1.836 | Shares and other equity | 5 | FAS | |
| 1.764 | 11 | 826 | 2.214 | 8 | 623 | 372 | 322 | 51 | 250 | Quoted shares | 511 | FAS | |
| 3.188 | 77 | 194 | 1.100 | 43 | 3.286 | 2.465 | 2.373 | 92 | 821 | Unquoted shares | 512 | FAS | |
| 3.149 | 383 | 116 | 5.710 | 27 | 4.199 | 3.443 | 3.144 | 299 | 757 | Other equity | 513 | FAS | |
| 36 | 5 | 59 | 2.328 | 13 | 18 | 9 | 8 | 1 | 8 | Mutual funds shares | 52 | FAS | |
| 7 | 0 | 3 | 3.910 | 1 | 98 | 62 | 39 | 23 | 36 | Insurance technical reserves | 6 | FAS | |
| 0 | 0 | 0 | 2.066 | 0 | 3 | 1 | 0 | 0 | 2 | Life insurance reserves | 611 | FAS | |
| 0 | 0 | 0 | 1.094 | 0 | 2 | 0 | 0 | 0 | 2 | Pension fund reserves | 612 | FAS | |
| 7 | 0 | 3 | 751 | 1 | 92 | 61 | 38 | 23 | 31 | Other technical reserves | 62 | FAS | |
| 1.748 | 322 | 352 | 2.395 | 70 | 4.723 | 3.511 | 2.987 | 524 | 1.212 | Other accounts receivable | 7 | FAS | |
| 104 | 147 | 21 | 685 | 19 | 4.360 | 3.294 | 2.784 | 510 | 1.066 | Trade credits and advances | 71 | FAS | |
| 1.644 | 174 | 330 | 1.710 | 50 | 363 | 217 | 203 | 14 | 146 | Other | 79 | FAS | |
| 14.434 | 1.100 | 1.395 | 11.784 | 142 | 33.945 | 20.197 | 17.564 | 2.633 | 13.748 | Liabilities | F | LIA | |
| 141 | 0 | 0 | 0 | 0 | 7.265 | 5.979 | 5.500 | 480 | 1.285 | Currency and deposits | 2 | LIA | |
| 40 | 0 | 0 | 0 | 0 | 591 | 2 | 0 | 2 | 588 | Currency | 21 | LIA | |
| 0 | 0 | 0 | 0 | 0 | 428 | 348 | 290 | 58 | 81 | Transferable deposits | 22 | LIA | |
| 101 | 0 | 0 | 0 | 0 | 6.246 | 5.629 | 5.209 | 420 | 616 | Other deposits | 29 | LIA | |
| 11.999 | 0 | 0 | 0 | 0 | 9.411 | 8.103 | 7.294 | 809 | 1.308 | Securities other than shares | 3 | LIA | |
| 749 | 0 | 0 | 0 | 0 | 1.202 | 1.192 | 1.161 | 31 | 10 | Short-term | 331 | LIA | |
| 11.250 | 0 | 0 | 0 | 0 | 8.119 | 6.834 | 6.080 | 755 | 1.285 | Long-term | 332 | LIA | |
| 0 | 0 | 0 | 0 | 0 | 90 | 77 | 54 | 24 | 12 | Financial derivatives | 34 | LIA | |
| 597 | 528 | 3 | 10.210 | 102 | 5.156 | 1.276 | 963 | 313 | 3.880 | Loans | 4 | LIA | |
| 1 | 20 | 0 | 1.395 | 28 | 1.925 | 641 | 473 | 168 | 1284 | Short-term | 41 | LIA | |
| 596 | 507 | 3 | 8.815 | 74 | 3.231 | 635 | 490 | 145 | 2.596 | Long-term | 42 | LIA | |
| 0 | 0 | 1.245 | 0 | 0 | 6.647 | 2.169 | 1.823 | 346 | 4.478 | Shares and other equity | 5 | LIA | |
| 0 | 0 | 0 | 0 | 0 | 1.914 | 637 | 506 | 132 | 1.277 | Quoted shares | 511 | LIA | |
| 0 | 0 | 1.245 | 0 | 0 | 765 | 307 | 200 | 107 | 458 | Unquoted shares | 512 | LIA | |
| 0 | 0 | 0 | 0 | 0 | 3.169 | 639 | 551 | 88 | 2.530 | Other equity | 513 | LIA | |
| 0 | 0 | 0 | 0 | 0 | 799 | 585 | 566 | 19 | 214 | Mutual funds shares | 52 | LIA | |
| 0 | 0 | 0 | 0 | 0 | 124 | 115 | 100 | 15 | 9 | Insurance technical reserves | 6 | LIA | |
| 0 | 0 | 0 | 0 | 0 | 94 | 89 | 80 | 8 | 5 | Life insurance reserves | 611 | LIA | |
| 0 | 0 | 0 | 0 | 0 | 0 | 0 | 0 | 0 | 0 | Pension fund reserves | 612 | LIA | |
| 0 | 0 | 0 | 0 | 0 | 30 | 26 | 19 | 7 | 4 | Other technical reserves | 62 | LIA | |
| 1.696 | 572 | 147 | 1.574 | 40 | 5.343 | 2.555 | 1.885 | 670 | 2.788 | Other accounts payable | 7 | LIA | |
| 677 | 338 | 27 | 1.066 | 32 | 4.837 | 2.294 | 1.659 | 635 | 2.543 | Trade credits and advances | 71 | LIA | |
| 1.019 | 235 | 120 | 507 | 8 | 506 | 261 | 226 | 35 | 245 | Other | 79 | LIA | |
| -200 | 60 | 528 | 25.512 | 399 | 15.010 | 23.775 | 18.990 | 4.785 | -8.765 | Net financial assets | | NETO | |
| Centralna država/ Central government | Lokalna država/ Local government | Skladi socialne varnosti/ Social security funds | Gospodinjstva/ Households | Nepr. instit., ki opravljajo storitve za gospod./ Non-profit institutions serving households | Tujina/ Rest of the world | EU/ European Union | EMU/ Members of the EMU | Ostale članice EU/ European Union, not EMU | Ostali (izven EU)/ Others (not EU) | | | | |
| S1311 | S1313 | S1314 | S14 | S15 | S2 | S21 | S2111 | S2112 | S22 | | | | |

A.2.4.

A.2.5. Konsolidirani finančni računi - transakcije 2010

v mio EUR

| Vrsta post. | Oznaka | Finančni instrumenti | Institucionalni sektorji | | | | | | | | |
|-------------|--------|--|--|---|--|----------------------------------|--|---|--|--|-------------------------------|
| | | | S1 | S11 | S12 | S121 | S122 | S123 | S124 | S125 | S13 |
| FSR | F | Finančna sredstva | 431 | 500 | -1442 | -1459 | -1795 | -522 | 12 | 626 | -709 |
| FSR | 1 | Monetarno zlato in SDR | 0 | 0 | 0 | 0 | 0 | 0 | 0 | 0 | 0 |
| FSR | 2 | Gotovina in vloge | -575 | 172 | -1467 | 228 | -1774 | -80 | 4 | 226 | -977 |
| FSR | 21 | Gotovina | 1157 | 10 | -3 | 0 | -14 | -1 | -1 | 0 | -2 |
| FSR | 22 | Prenosljive vloge | 807 | 283 | -11 | 39 | -528 | -11 | -1 | 11 | 50 |
| FSR | 29 | Druge vloge | -2538 | -121 | -1452 | 189 | -1232 | -68 | 5 | 215 | -1025 |
| FSR | 3 | Vrednostni papirji razen delnic | -772 | -59 | -724 | 160 | -1000 | -6 | -2 | 199 | 23 |
| FSR | 331 | Kratkoročni | -1178 | -7 | -1168 | 0 | -1098 | 2 | 0 | -74 | 0 |
| FSR | 332 | Dolgoročni | 664 | -17 | 664 | 179 | 295 | -8 | -2 | 273 | 23 |
| FSR | 34 | Izvedeni finančni instrumenti | -257 | -35 | -219 | -19 | -197 | 0 | 0 | 0 | 0 |
| FSR | 4 | Posojila | 1055 | 208 | 717 | -1752 | 939 | -398 | -4 | 9 | 100 |
| FSR | 41 | Kratkoročna | -743 | 164 | -914 | 0 | -1151 | -61 | -4 | 21 | 0 |
| FSR | 42 | Dolgoročna | 1798 | 44 | 1631 | -1752 | 2091 | -337 | -1 | -12 | 100 |
| FSR | 5 | Delnice in drug lastniški kapital | 22 | -257 | 232 | 5 | 92 | 15 | -2 | 207 | -1 |
| FSR | 511 | Delnice, ki kotirajo | 4 | 5 | 47 | 0 | 2 | 36 | -24 | 10 | -15 |
| FSR | 512 | Delnice, ki ne kotirajo | -12 | -74 | 76 | 0 | 61 | -5 | 17 | 10 | 2 |
| FSR | 513 | Drug lastniški kapital | -169 | -158 | 9 | 5 | 25 | 1 | 5 | -28 | -15 |
| FSR | 52 | Delnice/enote investicijskih skladov | 200 | -31 | 100 | 0 | 5 | -17 | 0 | 214 | 27 |
| FSR | 6 | Zavarovalno tehnične rezervacije | 292 | -13 | -13 | 0 | 2 | 0 | 0 | -13 | -1 |
| FSR | 611 | Rezervacije iz življenjskih zavarovanj | 175 | 0 | 0 | 0 | 0 | 0 | 0 | 0 | 0 |
| FSR | 612 | Rezervacije iz pokojninskih zavarovanj | 115 | 0 | 0 | 0 | 0 | 0 | 0 | 0 | 0 |
| FSR | 62 | Druge tehnične rezervacije | 2 | -13 | -13 | 0 | 2 | 0 | 0 | -13 | -1 |
| FSR | 7 | Druge terjatve | 409 | 448 | -188 | -100 | -55 | -53 | 17 | -3 | 147 |
| FSR | 71 | Trgovinski krediti in avansi | 307 | 345 | -68 | 0 | -21 | -57 | 4 | 3 | 45 |
| FSR | 79 | Drugo | 101 | 103 | -119 | -100 | -34 | 4 | 13 | -6 | 102 |
| OBV | F | Obveznosti | 702 | 805 | -2144 | -1603 | -2344 | -364 | -8 | 477 | 1388 |
| OBV | 2 | Gotovina in vloge | -2021 | 0 | -2029 | -1437 | -522 | 0 | 0 | 0 | 8 |
| OBV | 21 | Gotovina | 166 | 0 | 160 | 147 | 0 | 0 | 0 | 0 | 6 |
| OBV | 22 | Prenosljive vloge | -419 | 0 | -419 | -1739 | 840 | 0 | 0 | 0 | 0 |
| OBV | 29 | Druge vloge | -1768 | 0 | -1770 | 154 | -1362 | 0 | 0 | 0 | 2 |
| OBV | 3 | Vrednostni papirji razen delnic | 1193 | -181 | 499 | -70 | 655 | 3 | -7 | -7 | 875 |
| OBV | 331 | Kratkoročni | -729 | 2 | -7 | 0 | -2 | 0 | -7 | 0 | -724 |
| OBV | 332 | Dolgoročni | 2305 | -19 | 724 | 0 | 806 | -1 | 0 | -7 | 1600 |
| OBV | 34 | Izvedeni finančni instrumenti | -383 | -164 | -218 | -70 | -150 | 3 | 0 | 0 | 0 |
| OBV | 4 | Posojila | 293 | 101 | -856 | 0 | -2448 | -324 | -6 | -1 | 443 |
| OBV | 41 | Kratkoročna | -951 | -885 | -53 | 0 | 0 | -344 | 12 | -3 | 15 |
| OBV | 42 | Dolgoročna | 1244 | 986 | -803 | 0 | -2449 | 19 | -18 | 2 | 428 |
| OBV | 5 | Delnice in drug lastniški kapital | 305 | 253 | 52 | 0 | -5 | -7 | -3 | 152 | 0 |
| OBV | 511 | Delnice, ki kotirajo | 60 | 49 | 11 | 0 | -5 | -3 | -5 | 0 | 0 |
| OBV | 512 | Delnice, ki ne kotirajo | 41 | 35 | 6 | 0 | 2 | 0 | -1 | 11 | 0 |
| OBV | 513 | Drug lastniški kapital | 122 | 169 | -48 | 0 | 0 | -50 | 2 | 0 | 0 |
| OBV | 52 | Delnice/enote investicijskih skladov | 82 | 0 | 82 | 0 | -1 | 46 | 0 | 141 | 0 |
| OBV | 6 | Zavarovalno tehnične rezervacije | 320 | 0 | 320 | 0 | 0 | 0 | 0 | 323 | 0 |
| OBV | 611 | Rezervacije iz življenjskih zavarovanj | 172 | 0 | 172 | 0 | 0 | 0 | 0 | 172 | 0 |
| OBV | 612 | Rezervacije iz pokojninskih zavarovanj | 115 | 0 | 115 | 0 | 0 | 0 | 0 | 115 | 0 |
| OBV | 62 | Druge tehnične rezervacije | 34 | 0 | 34 | 0 | 0 | 0 | 0 | 36 | 0 |
| OBV | 7 | Druge obveznosti | 611 | 632 | -131 | -97 | -23 | -35 | 8 | 11 | 62 |
| OBV | 71 | Trgovinski krediti in avansi | 439 | 412 | -20 | 1 | -31 | -31 | 4 | 4 | -1 |
| OBV | 79 | Drugo | 173 | 221 | -111 | -98 | -24 | -4 | 4 | 7 | 63 |
| NETO | | Neto finančna sredstva | -270 | -305 | 702 | 144 | 548 | -158 | 20 | 148 | -2097 |
| | | | Gospodarstvo Slovenije/ Total economy | Ne finančne družbe/ Non-financial corporations | Finančne družbe/ Financial corporations | Centralna banka/ Central Bank | Druge denarne finančne institucije/ Other monetary financial institutions | Druge finančni posredniki / Other financial intermediaries | Izvajalci pomožnih finančnih dejavnosti/ Financial auxiliaries | Zavarovalnice in pokojninski skladi/ Insurance corporations and pension funds | Država/ General government |
| | | | S1 | S11 | S12 | S121 | S122 | S123 | S124 | S125 | S13 |

Consolidated financial accounts - transactions 2010 A.2.5.

EUR millions

| Institutional sectors | | | | | | | | | | | Financial instruments | Code | Item type |
|---|-------------------------------------|--|------------------------------|--|------------------------------|-----------------------|----------------------------|---|---------------------------------------|------------------------------|-----------------------|------|-----------|
| S1311 | S1313 | S1314 | S14 | S15 | S2 | S21 | S2111 | S2112 | S22 | | | | |
| -666 | -1 | -60 | 2084 | -2 | 250 | -2 | -1140 | 1138 | 252 | Financial assets | F | FAS | |
| 0 | 0 | 0 | 0 | 0 | 0 | 0 | 0 | 0 | 0 | Monetary gold and SDRs | 1 | FAS | |
| -919 | -22 | -71 | 1697 | -1 | -1888 | -1829 | -1839 | 10 | -59 | Currency and deposits | 2 | FAS | |
| 0 | -2 | 0 | 1152 | 0 | -41 | -41 | -41 | 0 | 0 | Currency | 21 | FAS | |
| 7 | 42 | 0 | 475 | 10 | -1240 | -1258 | -1247 | -11 | 18 | Transferable deposits | 22 | FAS | |
| -927 | -62 | -71 | 70 | -11 | -608 | -530 | -551 | 21 | -77 | Other deposits | 29 | FAS | |
| 26 | -1 | -13 | 0 | -11 | 1999 | 2126 | 1023 | 1104 | -127 | Securities other than shares | 3 | FAS | |
| 0 | 0 | 0 | -4 | 0 | 0 | 0 | 0 | 0 | 0 | Short-term | 331 | FAS | |
| 26 | -1 | -13 | 6 | -11 | 2188 | 2311 | 1164 | 1146 | -123 | Long-term | 332 | FAS | |
| 0 | 0 | 0 | -2 | 0 | -188 | -184 | -142 | -43 | -4 | Financial derivatives | 34 | FAS | |
| 104 | -1 | 0 | 26 | 5 | -623 | -766 | -621 | -145 | 142 | Loans | 4 | FAS | |
| 0 | 0 | 0 | 6 | 2 | -113 | -67 | -242 | 175 | -46 | Short-term | 41 | FAS | |
| 104 | -1 | 0 | 20 | 3 | -510 | -699 | -379 | -320 | 189 | Long-term | 42 | FAS | |
| 1 | -16 | 14 | 52 | -4 | 335 | 140 | 62 | 78 | 194 | Shares and other equity | 5 | FAS | |
| -5 | 0 | -10 | -32 | -2 | 171 | 90 | 47 | 43 | 81 | Quoted shares | 511 | FAS | |
| 2 | 0 | 0 | -18 | 1 | 18 | 47 | 47 | 0 | -29 | Unquoted shares | 512 | FAS | |
| 2 | -17 | 0 | -5 | 0 | 148 | 3 | -33 | 36 | 144 | Other equity | 513 | FAS | |
| 3 | 0 | 24 | 108 | -4 | -2 | 0 | 0 | 0 | -2 | Mutual funds shares | 52 | FAS | |
| -1 | 0 | 0 | 318 | 0 | 17 | 7 | -1 | 8 | 11 | Insurance technical reserves | 6 | FAS | |
| 0 | 0 | 0 | 175 | 0 | -2 | 0 | 0 | 0 | -2 | Life insurance reserves | 611 | FAS | |
| 0 | 0 | 0 | 115 | 0 | 0 | 0 | 0 | 0 | 0 | Pension fund reserves | 612 | FAS | |
| -1 | 0 | 0 | 28 | 0 | 19 | 6 | -1 | 7 | 13 | Other technical reserves | 62 | FAS | |
| 123 | 39 | 11 | -8 | 9 | 410 | 319 | 237 | 83 | 91 | Other accounts receivable | 7 | FAS | |
| 19 | 30 | -4 | -18 | 4 | 442 | 329 | 246 | 83 | 113 | Trade credits and advances | 71 | FAS | |
| 104 | 9 | 14 | 10 | 5 | -32 | -10 | -9 | 0 | -23 | Other | 79 | FAS | |
| 1190 | 100 | 80 | 637 | 16 | -20 | -6 | 65 | -71 | -15 | Liabilities | F | LIA | |
| -28 | 0 | 0 | 0 | 0 | -442 | -511 | -301 | -210 | 69 | Currency and deposits | 2 | LIA | |
| 6 | 0 | 0 | 0 | 0 | 950 | 794 | 793 | 1 | 156 | Currency | 21 | LIA | |
| 0 | 0 | 0 | 0 | 0 | -14 | -81 | -59 | -22 | 67 | Transferable deposits | 22 | LIA | |
| -34 | 0 | 0 | 0 | 0 | -1378 | -1223 | -1035 | -188 | -155 | Other deposits | 29 | LIA | |
| 864 | 0 | 0 | 0 | 0 | 35 | 116 | -23 | 138 | -81 | Securities other than shares | 3 | LIA | |
| -724 | 0 | 0 | 0 | 0 | -450 | -456 | -435 | -22 | 7 | Short-term | 331 | LIA | |
| 1589 | 0 | 0 | 0 | 0 | 547 | 632 | 458 | 174 | -85 | Long-term | 332 | LIA | |
| 0 | 0 | 0 | 0 | 0 | -62 | -60 | -46 | -14 | -2 | Financial derivatives | 34 | LIA | |
| 292 | 105 | 50 | 599 | 5 | 139 | 144 | 172 | -28 | -5 | Loans | 4 | LIA | |
| 9 | 6 | 0 | -28 | 1 | 95 | 13 | 42 | -29 | 82 | Short-term | 41 | LIA | |
| 283 | 98 | 50 | 628 | 4 | 44 | 131 | 130 | 1 | -87 | Long-term | 42 | LIA | |
| 0 | 0 | 0 | 0 | 0 | 52 | -57 | 10 | -66 | 108 | Shares and other equity | 5 | LIA | |
| 0 | 0 | 0 | 0 | 0 | 115 | 16 | 20 | -4 | 99 | Quoted shares | 511 | LIA | |
| 0 | 0 | 0 | 0 | 0 | -35 | -59 | -16 | -43 | 23 | Unquoted shares | 512 | LIA | |
| 0 | 0 | 0 | 0 | 0 | -144 | -104 | -87 | -17 | -40 | Other equity | 513 | LIA | |
| 0 | 0 | 0 | 0 | 0 | 116 | 90 | 92 | -3 | 27 | Mutual funds shares | 52 | LIA | |
| 0 | 0 | 0 | 0 | 0 | -11 | -9 | -7 | -2 | -3 | Insurance technical reserves | 6 | LIA | |
| 0 | 0 | 0 | 0 | 0 | 1 | 3 | 0 | 3 | -1 | Life insurance reserves | 611 | LIA | |
| 0 | 0 | 0 | 0 | 0 | 0 | 0 | 0 | 0 | 0 | Pension fund reserves | 612 | LIA | |
| 0 | 0 | 0 | 0 | 0 | -13 | -11 | -7 | -5 | -1 | Other technical reserves | 62 | LIA | |
| 62 | -4 | 30 | 37 | 11 | 207 | 310 | 214 | 96 | -104 | Other accounts payable | 7 | LIA | |
| 16 | -34 | 17 | 34 | 14 | 311 | 312 | 222 | 89 | -1 | Trade credits and advances | 71 | LIA | |
| 46 | 30 | 13 | 4 | -3 | -104 | -1 | -8 | 7 | -102 | Other | 79 | LIA | |
| -1856 | -101 | -140 | 1448 | -18 | 271 | 3 | -1205 | 1208 | 267 | Net financial assets | | NETO | |
| Centralna država/ Central government | Lokalna država/ Local government | Skladi socialne varnosti/ Social security funds | Gospodinjstva/ Households | Nepr. instit. ki opravljajo storitve za gospod./ Non-profit institutions serving households | Tujine/ Rest of the world | EU/ European Union | EMU/ Members of the EMU | Ostale članice EU/ European Union, not EMU | Ostali (izven EU)/ Others (not EU) | | | | |
| S1311 | S1313 | S1314 | S14 | S15 | S2 | S21 | S2111 | S2112 | S22 | | | | |

A.2.5.

A.2.6. Konsolidirani finančni računi - vrednostne spremembe 2010

v mio EUR

| Vrsta post. | Oznaka | Finančni instrumenti | Institucionalni sektorji | | | | | | | | |
|-------------|--------|--|--|--|--|----------------------------------|--|--|--|--|-------------------------------|
| | | | S1 | S11 | S12 | S121 | S122 | S123 | S124 | S125 | S13 |
| FSR | F | Finančna sredstva | 1299 | -25 | 209 | 22 | 324 | -181 | -34 | 32 | 1970 |
| FSR | 1 | Monetarno zlato in SDR | 43 | 0 | 43 | 43 | 0 | 0 | 0 | 0 | 0 |
| FSR | 2 | Gotovina in vloge | -835 | -53 | -10 | -28 | 18 | 4 | 0 | 2 | 128 |
| FSR | 21 | Gotovina | -951 | -4 | 2 | 0 | 2 | 0 | 0 | 0 | 0 |
| FSR | 22 | Prenosljive vloge | 14 | -31 | -30 | -38 | 8 | 13 | 20 | 5 | 10 |
| FSR | 29 | Druge vloge | 102 | -18 | 18 | 10 | 8 | -10 | -20 | -3 | 118 |
| FSR | 3 | Vrednostni papirji razen delnic | 362 | 36 | 321 | -9 | 283 | 1 | -2 | 40 | 7 |
| FSR | 331 | Kratkoročni | -43 | -2 | -41 | 0 | -40 | 0 | 0 | -1 | 0 |
| FSR | 332 | Dolgoročni | 65 | 7 | 55 | -28 | 38 | 1 | 0 | 39 | 6 |
| FSR | 34 | Izvedeni finančni instrumenti | 339 | 30 | 307 | 20 | 285 | 0 | -3 | 1 | 0 |
| FSR | 4 | Posojila | 92 | 22 | 95 | 0 | 258 | -151 | 1 | -5 | 2 |
| FSR | 41 | Kratkoročna | -69 | -28 | -23 | 0 | -7 | -13 | 1 | -4 | -1 |
| FSR | 42 | Dolgoročna | 162 | 49 | 118 | 0 | 265 | -137 | 0 | -2 | 3 |
| FSR | 5 | Delnice in drug lastniški kapital | 1659 | -23 | -206 | 4 | -205 | -19 | -32 | -6 | 1926 |
| FSR | 511 | Delnice, ki kotirajo | -978 | -90 | -117 | 0 | -84 | -36 | -25 | -25 | -560 |
| FSR | 512 | Delnice, ki ne kotirajo | 2.185 | 37 | -103 | 4 | -53 | -22 | 1 | -24 | 2.249 |
| FSR | 513 | Drug lastniški kapital | 228 | 25 | -35 | 0 | -71 | 18 | -4 | -3 | 222 |
| FSR | 52 | Delnice/enote investicijskih skladov | 224 | 5 | 49 | 0 | 3 | 21 | -3 | 47 | 15 |
| FSR | 6 | Zavarovalno tehnične rezervacije | 108 | 1 | -1 | 0 | 0 | 0 | 0 | -1 | 0 |
| FSR | 611 | Rezervacije iz življenjskih zavarovanj | 69 | 0 | 0 | 0 | 0 | 0 | 0 | 0 | 0 |
| FSR | 612 | Rezervacije iz pokojninskih zavarovanj | 38 | 0 | 0 | 0 | 0 | 0 | 0 | 0 | 0 |
| FSR | 62 | Druge tehnične rezervacije | 0 | 1 | -1 | 0 | 0 | 0 | 0 | -1 | 0 |
| FSR | 7 | Druge terjatve | -130 | -8 | -33 | 11 | -29 | -16 | -1 | 2 | -93 |
| FSR | 71 | Trgovinski krediti in avansi | -63 | -51 | 6 | 0 | 11 | -7 | 0 | 2 | 8 |
| FSR | 79 | Drugo | -67 | 43 | -39 | 11 | -40 | -10 | 0 | 0 | -101 |
| OBV | F | Obveznosti | 2.499 | 1.834 | 518 | 148 | 402 | -49 | -18 | -11 | 110 |
| OBV | 2 | Gotovina in vloge | 229 | 0 | 229 | 6 | 230 | 0 | 0 | 0 | 0 |
| OBV | 21 | Gotovina | -4 | 0 | -4 | -4 | 0 | 0 | 0 | 0 | 0 |
| OBV | 22 | Prenosljive vloge | 103 | 0 | 103 | 3 | 139 | 0 | 0 | 0 | 0 |
| OBV | 29 | Druge vloge | 130 | 0 | 130 | 7 | 91 | 0 | 0 | 0 | 0 |
| OBV | 3 | Vrednostni papirji razen delnic | 711 | 219 | 321 | 74 | 241 | -2 | 0 | 0 | 170 |
| OBV | 331 | Kratkoročni | 0 | 0 | 0 | 0 | 0 | 0 | 0 | 0 | 0 |
| OBV | 332 | Dolgoročni | 175 | 14 | -9 | 0 | -13 | 0 | 0 | 0 | 170 |
| OBV | 34 | Izvedeni finančni instrumenti | 536 | 206 | 330 | 74 | 254 | -2 | 0 | 0 | 0 |
| OBV | 4 | Posojila | 178 | 22 | 64 | 0 | 103 | -31 | -1 | 0 | 3 |
| OBV | 41 | Kratkoročna | -86 | 9 | -39 | 0 | 0 | -38 | -1 | 0 | -1 |
| OBV | 42 | Dolgoročna | 264 | 12 | 102 | 0 | 103 | 7 | 0 | 0 | 4 |
| OBV | 5 | Delnice in drug lastniški kapital | 1.561 | 1.673 | -113 | 59 | -67 | -20 | -16 | -121 | 1 |
| OBV | 511 | Delnice, ki kotirajo | -1.196 | -908 | -288 | 0 | -60 | -58 | 0 | -222 | 0 |
| OBV | 512 | Delnice, ki ne kotirajo | 2.223 | 2.221 | 1 | 0 | -7 | 12 | -14 | 18 | 1 |
| OBV | 513 | Drug lastniški kapital | 414 | 361 | 53 | 59 | 0 | -53 | -1 | 23 | 0 |
| OBV | 52 | Delnice/enote investicijskih skladov | 120 | 0 | 120 | 0 | 0 | 78 | 0 | 60 | 0 |
| OBV | 6 | Zavarovalno tehnične rezervacije | 107 | 0 | 107 | 0 | 0 | 0 | 0 | 107 | 0 |
| OBV | 611 | Rezervacije iz življenjskih zavarovanj | 68 | 0 | 68 | 0 | 0 | 0 | 0 | 68 | 0 |
| OBV | 612 | Rezervacije iz pokojninskih zavarovanj | 38 | 0 | 38 | 0 | 0 | 0 | 0 | 38 | 0 |
| OBV | 62 | Druge tehnične rezervacije | 1 | 0 | 1 | 0 | 0 | 0 | 0 | 1 | 0 |
| OBV | 7 | Druge obveznosti | -287 | -81 | -90 | 10 | -105 | 4 | -1 | 3 | -64 |
| OBV | 71 | Trgovinski krediti in avansi | -106 | -65 | 4 | 0 | 4 | 4 | -1 | 1 | -5 |
| OBV | 79 | Drugo | -181 | -15 | -94 | 10 | -105 | -1 | 0 | 2 | -59 |
| NETO | | Neto finančna sredstva | -1.200 | -1.859 | -309 | -126 | -78 | -132 | -16 | 43 | 1.860 |
| | | | Gospodarstvo Slovenije/ Total economy | Netofinančne družbe/ Non-financial corporations | Finančne družbe/ Financial corporations | Centralna banka/ Central Bank | Druge denarne finančne institucije/ Other monetary financial institutions | Druge finančni posredniki/ Other financial intermediaries | Izvajalci pomožnih finančnih dejavnosti/ Financial auxiliaries | Zavarovalnice in pokojninski skladi/ Insurance corporations and pension funds | Država/ General government |
| | | | S1 | S11 | S12 | S121 | S122 | S123 | S124 | S125 | S13 |

Consolidated financial accounts - revaluation changes 2010 A.2.6.

EUR millions

| Institutional sectors | | | | | | | | | | | Financial instruments | Code | Item type |
|---|-------------------------------------|--|------------------------------|--|------------------------------|-----------------------|----------------------------|---|---------------------------------------|------------------------------|-----------------------|------|-----------|
| S1311 | S1313 | S1314 | S14 | S15 | S2 | S21 | S2111 | S2112 | S22 | | | | |
| 1558 | 14 | -136 | -856 | 1 | 881 | 445 | 3.399 | -2954 | 436 | Financial assets | F | FAS | |
| 0 | 0 | 0 | 0 | 0 | 0 | 0 | 0 | 0 | 0 | Monetary gold and SDRs | 1 | FAS | |
| 122 | 2 | 3 | -901 | 1 | 55 | 42 | 42 | 0 | 13 | Currency and deposits | 2 | FAS | |
| 0 | 0 | 0 | -949 | 0 | 0 | 0 | 0 | 0 | 0 | Currency | 21 | FAS | |
| 7 | 3 | 0 | 63 | 2 | 7 | 0 | 0 | 0 | 7 | Transferable deposits | 22 | FAS | |
| 115 | -1 | 4 | -15 | -1 | 48 | 42 | 42 | 0 | 6 | Other deposits | 29 | FAS | |
| -1 | 0 | 15 | -4 | 3 | 448 | 182 | 2.997 | -2.815 | 266 | Securities other than shares | 3 | FAS | |
| 0 | 0 | 0 | 0 | 0 | 0 | 0 | 0 | 0 | 0 | Short-term | 331 | FAS | |
| -1 | 0 | 14 | -6 | 3 | 156 | -113 | 2.844 | -2.957 | 269 | Long-term | 332 | FAS | |
| 0 | 0 | 0 | 1 | 0 | 292 | 295 | 153 | 142 | -3 | Financial derivatives | 34 | FAS | |
| 1 | -2 | 0 | -27 | 0 | 258 | 137 | 254 | -116 | 121 | Loans | 4 | FAS | |
| 0 | -1 | 0 | -18 | 0 | 67 | 68 | 55 | 12 | 0 | Short-term | 41 | FAS | |
| 1 | -1 | 0 | -9 | 0 | 191 | 70 | 198 | -129 | 121 | Long-term | 42 | FAS | |
| 1522 | 12 | -148 | -41 | 3 | 175 | 150 | 170 | -20 | 24 | Shares and other equity | 5 | FAS | |
| -399 | -2 | -159 | -211 | 0 | -89 | -68 | -51 | -16 | -21 | Quoted shares | 511 | FAS | |
| 1722 | -9 | -2 | 0 | 2 | 16 | -8 | -13 | 5 | 24 | Unquoted shares | 512 | FAS | |
| 197 | 24 | 1 | 18 | -1 | 247 | 225 | 233 | -8 | 22 | Other equity | 513 | FAS | |
| 2 | 0 | 13 | 153 | 2 | 1 | 1 | 1 | 0 | 0 | Mutual funds shares | 52 | FAS | |
| 0 | 0 | 0 | 107 | 0 | 0 | 0 | 0 | 0 | 0 | Insurance technical reserves | 6 | FAS | |
| 0 | 0 | 0 | 69 | 0 | 0 | 0 | 0 | 0 | 0 | Life insurance reserves | 611 | FAS | |
| 0 | 0 | 0 | 38 | 0 | 0 | 0 | 0 | 0 | 0 | Pension fund reserves | 612 | FAS | |
| 0 | 0 | 0 | 0 | 0 | 0 | 0 | 0 | 0 | 0 | Other technical reserves | 62 | FAS | |
| -87 | 1 | -6 | 10 | -5 | -54 | -67 | -64 | -3 | 13 | Other accounts receivable | 7 | FAS | |
| 11 | 0 | -2 | -25 | -1 | -25 | -59 | -45 | -15 | 35 | Trade credits and advances | 71 | FAS | |
| -98 | 1 | -4 | 35 | -4 | -29 | -7 | -19 | 12 | -21 | Other | 79 | FAS | |
| 168 | 1 | -593 | 32 | 5 | -362 | -535 | -625 | 90 | 174 | Liabilities | F | LIA | |
| 0 | 0 | 0 | 0 | 0 | -1.009 | -830 | -823 | -7 | -179 | Currency and deposits | 2 | LIA | |
| 0 | 0 | 0 | 0 | 0 | -947 | -793 | -793 | 0 | -154 | Currency | 21 | LIA | |
| 0 | 0 | 0 | 0 | 0 | -82 | -48 | -48 | 0 | -33 | Transferable deposits | 22 | LIA | |
| 0 | 0 | 0 | 0 | 0 | 20 | 12 | 18 | -7 | 8 | Other deposits | 29 | LIA | |
| 177 | 0 | 0 | 0 | 0 | 99 | 61 | 17 | 44 | 38 | Securities other than shares | 3 | LIA | |
| 0 | 0 | 0 | 0 | 0 | -43 | -33 | -27 | -7 | -9 | Short-term | 331 | LIA | |
| 177 | 0 | 0 | 0 | 0 | 46 | -6 | -29 | 23 | 52 | Long-term | 332 | LIA | |
| 0 | 0 | 0 | 0 | 0 | 95 | 100 | 73 | 27 | -5 | Financial derivatives | 34 | LIA | |
| 1 | -1 | 0 | 87 | 3 | 172 | 78 | 71 | 8 | 94 | Loans | 4 | LIA | |
| -1 | 0 | 0 | -55 | 0 | 84 | 56 | 53 | 3 | 28 | Short-term | 41 | LIA | |
| 3 | -1 | 0 | 142 | 3 | 88 | 22 | 17 | 5 | 66 | Long-term | 42 | LIA | |
| 55 | 0 | -593 | 0 | 0 | 272 | 140 | 99 | 41 | 132 | Shares and other equity | 5 | LIA | |
| 0 | 0 | 0 | 0 | 0 | 129 | 5 | -11 | 16 | 125 | Quoted shares | 511 | LIA | |
| 55 | 0 | -593 | 0 | 0 | -22 | 3 | -15 | 18 | -25 | Unquoted shares | 512 | LIA | |
| 0 | 0 | 0 | 0 | 0 | 61 | 60 | 59 | 1 | 1 | Other equity | 513 | LIA | |
| 0 | 0 | 0 | 0 | 0 | 104 | 72 | 67 | 5 | 32 | Mutual funds shares | 52 | LIA | |
| 0 | 0 | 0 | 0 | 0 | 0 | 0 | 0 | 0 | 0 | Insurance technical reserves | 6 | LIA | |
| 0 | 0 | 0 | 0 | 0 | 1 | 1 | 1 | 0 | 0 | Life insurance reserves | 611 | LIA | |
| 0 | 0 | 0 | 0 | 0 | 0 | 0 | 0 | 0 | 0 | Pension fund reserves | 612 | LIA | |
| 0 | 0 | 0 | 0 | 0 | -1 | -1 | 0 | 0 | 0 | Other technical reserves | 62 | LIA | |
| -65 | 2 | 0 | -55 | 2 | 104 | 15 | 10 | 5 | 89 | Other accounts payable | 7 | LIA | |
| -5 | 0 | 0 | -41 | 1 | 18 | 21 | 19 | 1 | -3 | Trade credits and advances | 71 | LIA | |
| -60 | 2 | 0 | -14 | 1 | 86 | -6 | -9 | 3 | 91 | Other | 79 | LIA | |
| 1390 | 13 | 457 | -889 | -3 | 1243 | 980 | 4.024 | -3.044 | 262 | Net financial assets | | NETO | |
| Centralna država/ Central government | Lokalna država/ Local government | Skladi socialne varnosti/ Social security funds | Gospodinjstva/ Households | Nepr. instit. ki opravljajo storitve za gospod./ Non-profit institutions serving households | Tujina/ Rest of the world | EU/ European Union | EMU/ Members of the EMU | Ostale članice EU/ European Union, not EMU | Ostali (izven EU)/ Others (not EU) | | | | |
| S1311 | S1313 | S1314 | S14 | S15 | S2 | S21 | S2111 | S2112 | S22 | | | | |

A.2.6.

A.2.7. Konsolidirani finančni računi - stanja 2010 (konec leta)

v mio EUR

| Vrsta post. | Oznaka | Finančni instrumenti | Institucionalni sektorji | | | | | | | | |
|-------------|--------|--|--|--|--|----------------------------------|--|--|--|---|-------------------------------|
| | | | S1 | S11 | S12 | S121 | S122 | S123 | S124 | S125 | S13 |
| FSR | F | Finančna sredstva | 139.842 | 19.789 | 63.971 | 8.518 | 47.355 | 8.239 | 358 | 7.007 | 17.019 |
| FSR | 1 | Monetarno zlato in SDR | 337 | 0 | 337 | 337 | 0 | 0 | 0 | 0 | 0 |
| FSR | 2 | Gotovina in vloge | 31.492 | 4.201 | 4.435 | 3.540 | 2.617 | 248 | 72 | 967 | 3.486 |
| FSR | 21 | Gotovina | 3.944 | 77 | 18 | 0 | 255 | 0 | 0 | 1 | 3 |
| FSR | 22 | Prenosljive vloge | 8.511 | 1.851 | 214 | 4 | 964 | 119 | 57 | 35 | 268 |
| FSR | 29 | Druge vloge | 19.037 | 2.273 | 4.202 | 3.537 | 1.397 | 129 | 15 | 932 | 3.215 |
| FSR | 3 | Vrednostni papirji razen delnic | 15.255 | 241 | 14.219 | 4.515 | 6.310 | 241 | 6 | 3.924 | 304 |
| FSR | 331 | Kratkoročni | 744 | 8 | 733 | 0 | 720 | 5 | 0 | 8 | 0 |
| FSR | 332 | Dolgoročni | 14.173 | 203 | 13.190 | 4.515 | 5.286 | 235 | 6 | 3.912 | 299 |
| FSR | 34 | Izvedeni finančni instrumenti | 339 | 29 | 296 | 0 | 304 | 1 | 0 | 4 | 5 |
| FSR | 4 | Posojila | 42.982 | 2.458 | 39.196 | 27 | 36.700 | 4.596 | 60 | 147 | 382 |
| FSR | 41 | Kratkoročna | 10.979 | 1.424 | 9.151 | 0 | 9.538 | 533 | 56 | 22 | 4 |
| FSR | 42 | Dolgoročna | 32.003 | 1.034 | 30.044 | 27 | 27.162 | 4.063 | 4 | 124 | 379 |
| FSR | 5 | Delnice in drug lastniški kapital | 31.476 | 4.721 | 4.817 | 91 | 1.516 | 2.673 | 142 | 1.715 | 10.487 |
| FSR | 511 | Delnice, ki kotirajo | 7.181 | 492 | 2.687 | 0 | 760 | 1.789 | 31 | 348 | 2.025 |
| FSR | 512 | Delnice, ki ne kotirajo | 7.880 | 1.185 | 1.102 | 27 | 475 | 544 | 75 | 252 | 4.465 |
| FSR | 513 | Drug lastniški kapital | 12.859 | 2.873 | 383 | 64 | 188 | 177 | 31 | 46 | 3.856 |
| FSR | 52 | Delnice/enote investicijskih skladov | 3.557 | 171 | 645 | 0 | 93 | 164 | 5 | 1.069 | 141 |
| FSR | 6 | Zavarovalno tehnične rezervacije | 4.800 | 438 | 17 | 0 | 43 | 1 | 0 | 17 | 9 |
| FSR | 611 | Rezervacije iz življenjskih zavarovanj | 2.310 | 0 | 0 | 0 | 0 | 0 | 0 | 0 | 0 |
| FSR | 612 | Rezervacije iz pokojninskih zavarovanj | 1.246 | 0 | 0 | 0 | 0 | 0 | 0 | 0 | 0 |
| FSR | 62 | Druge tehnične rezervacije | 1.243 | 438 | 17 | 0 | 43 | 1 | 0 | 17 | 9 |
| FSR | 7 | Druge terjatve | 13.499 | 7.729 | 951 | 8 | 169 | 480 | 77 | 237 | 2.350 |
| FSR | 71 | Trgovinski krediti in avansi | 8.191 | 6.725 | 477 | 0 | 6 | 283 | 18 | 173 | 326 |
| FSR | 79 | Drugo | 5.308 | 1.004 | 473 | 7 | 163 | 198 | 60 | 64 | 2.025 |
| OBV | F | Obveznosti | 156.028 | 64.264 | 62.282 | 7.858 | 45.350 | 9.138 | 358 | 7.084 | 16.867 |
| OBV | 2 | Gotovina in vloge | 32.471 | 0 | 32.375 | 7.065 | 28.321 | 0 | 0 | 0 | 95 |
| OBV | 21 | Gotovina | 3.445 | 0 | 3.400 | 3.638 | 0 | 0 | 0 | 0 | 46 |
| OBV | 22 | Prenosljive vloge | 10.544 | 0 | 10.544 | 2.899 | 8.610 | 0 | 0 | 0 | 0 |
| OBV | 29 | Druge vloge | 18.481 | 0 | 18.431 | 528 | 19.711 | 0 | 0 | 0 | 50 |
| OBV | 3 | Vrednostni papirji razen delnic | 17.276 | 922 | 3.363 | 11 | 4.084 | 11 | 3 | 31 | 12.991 |
| OBV | 331 | Kratkoročni | 34 | 9 | 0 | 0 | 0 | 0 | 0 | 0 | 25 |
| OBV | 332 | Dolgoročni | 16.713 | 720 | 3.026 | 0 | 3.756 | 0 | 3 | 31 | 12.966 |
| OBV | 34 | Izvedeni finančni instrumenti | 529 | 192 | 337 | 11 | 328 | 11 | 0 | 0 | 0 |
| OBV | 4 | Posojila | 55.416 | 30.135 | 12.784 | 0 | 8.734 | 6.139 | 188 | 57 | 1.492 |
| OBV | 41 | Kratkoročna | 9.740 | 7.942 | 423 | 0 | 0 | 1.267 | 144 | 11 | 35 |
| OBV | 42 | Dolgoročna | 45.676 | 22.192 | 12.361 | 0 | 8.734 | 4.871 | 44 | 46 | 1.457 |
| OBV | 5 | Delnice in drug lastniški kapital | 33.139 | 24.813 | 8.325 | 742 | 4.024 | 2.774 | 107 | 1.997 | 1 |
| OBV | 511 | Delnice, ki kotirajo | 5.727 | 4.684 | 1.043 | 0 | 582 | 227 | 5 | 469 | 0 |
| OBV | 512 | Delnice, ki ne kotirajo | 10.492 | 6.874 | 3.617 | 0 | 3.430 | 90 | 54 | 315 | 1 |
| OBV | 513 | Drug lastniški kapital | 14.365 | 13.255 | 1.110 | 742 | 0 | 370 | 48 | 73 | 0 |
| OBV | 52 | Delnice/enote investicijskih skladov | 2.555 | 0 | 2.555 | 0 | 12 | 2.088 | 0 | 1.140 | 0 |
| OBV | 6 | Zavarovalno tehnične rezervacije | 4.803 | 0 | 4.803 | 0 | 0 | 0 | 0 | 4.847 | 0 |
| OBV | 611 | Rezervacije iz življenjskih zavarovanj | 2.216 | 0 | 2.216 | 0 | 0 | 0 | 0 | 2.216 | 0 |
| OBV | 612 | Rezervacije iz pokojninskih zavarovanj | 1.249 | 0 | 1.249 | 0 | 0 | 0 | 0 | 1.249 | 0 |
| OBV | 62 | Druge tehnične rezervacije | 1.338 | 0 | 1.338 | 0 | 0 | 0 | 0 | 1.383 | 0 |
| OBV | 7 | Druge obveznosti | 12.924 | 8.394 | 633 | 40 | 187 | 215 | 61 | 152 | 2.288 |
| OBV | 71 | Trgovinski krediti in avansi | 7.802 | 5.388 | 271 | 2 | 36 | 130 | 17 | 89 | 1.035 |
| OBV | 79 | Drugo | 5.122 | 3.006 | 361 | 38 | 150 | 85 | 44 | 63 | 1.253 |
| NETO | | Neto finančna sredstva | -16.186 | -44.475 | 1.689 | 660 | 2.005 | -899 | 0 | -78 | 151 |
| | | | Gospodarstvo Slovenije/ Total economy | Netofinančne družbe/ Non-financial corporations | Finančne družbe/ Financial corporations | Centralna banka/ Central Bank | Druge denarne finančne institucije/ Other monetary financial institutions | Druge finančni posredniki/ Other financial intermediaries | Izvajalci pomožnih finančnih dejavnosti/ Financial auxiliaries | Zavarovalnice in pokojniski skladi/ Insurance corporations and pension funds | Država/ General government |
| | | | S1 | S11 | S12 | S121 | S122 | S123 | S124 | S125 | S13 |

Consolidated financial accounts - outstanding amounts 2010 (end of year) A.2.7.

EUR millions

| Institutional sectors | | | | | | | | | | | Financial instruments | Code | Item type | |
|---|-------------------------------------|--|------------------------------|--|------------------------------|-----------------------|----------------------------|---|---------------------------------------|--|------------------------------|------|-----------|--|
| S1311 | S1313 | S1314 | S14 | S15 | S2 | S21 | S2111 | S2112 | S22 | | | | | |
| 15.126 | 1173 | 1727 | 38.523 | 540 | 50.087 | 44.415 | 38.813 | 5.602 | 5.672 | | Financial assets | F | FAS | |
| 0 | 0 | 0 | 0 | 0 | 0 | 0 | 0 | 0 | 0 | | Monetary gold and SDRs | 1 | FAS | |
| 3.080 | 331 | 93 | 19.054 | 316 | 6.793 | 6.382 | 6.300 | 82 | 411 | | Currency and deposits | 2 | FAS | |
| 1 | 2 | 0 | 3.846 | 0 | 96 | 96 | 96 | 0 | 0 | | Currency | 21 | FAS | |
| 108 | 156 | 4 | 6.031 | 146 | 2.365 | 2.176 | 2.159 | 17 | 190 | | Transferable deposits | 22 | FAS | |
| 2.971 | 172 | 90 | 9.177 | 170 | 4.332 | 4.110 | 4.046 | 65 | 221 | | Other deposits | 29 | FAS | |
| 139 | 1 | 213 | 443 | 48 | 11.565 | 10.825 | 9.450 | 1.375 | 740 | | Securities other than shares | 3 | FAS | |
| 0 | 0 | 0 | 3 | 0 | 0 | 0 | 0 | 0 | 0 | | Short-term | 331 | FAS | |
| 135 | 0 | 213 | 432 | 48 | 11.253 | 10.534 | 9.306 | 1.228 | 719 | | Long-term | 332 | FAS | |
| 5 | 0 | 0 | 8 | 0 | 312 | 291 | 144 | 147 | 21 | | Financial derivatives | 34 | FAS | |
| 458 | 7 | 0 | 933 | 13 | 17.901 | 16.796 | 13.786 | 3.010 | 1.105 | | Loans | 4 | FAS | |
| 4 | 1 | 0 | 393 | 7 | 865 | 754 | 498 | 256 | 111 | | Short-term | 41 | FAS | |
| 454 | 6 | 0 | 540 | 6 | 17.036 | 16.042 | 13.288 | 2.753 | 994 | | Long-term | 42 | FAS | |
| 9.659 | 473 | 1.061 | 11.363 | 89 | 8.634 | 6.580 | 6.080 | 501 | 2.054 | | Shares and other equity | 5 | FAS | |
| 1.360 | 9 | 657 | 1.970 | 6 | 705 | 395 | 318 | 77 | 310 | | Quoted shares | 511 | FAS | |
| 4.912 | 68 | 192 | 1.081 | 46 | 3.320 | 2.504 | 2.407 | 96 | 816 | | Unquoted shares | 512 | FAS | |
| 3.348 | 391 | 117 | 5.722 | 25 | 4.593 | 3.671 | 3.344 | 327 | 922 | | Other equity | 513 | FAS | |
| 40 | 5 | 95 | 2.589 | 11 | 16 | 11 | 10 | 1 | 6 | | Mutual funds shares | 52 | FAS | |
| 6 | 1 | 3 | 4.335 | 1 | 115 | 68 | 38 | 31 | 47 | | Insurance technical reserves | 6 | FAS | |
| 0 | 0 | 0 | 2.310 | 0 | 2 | 1 | 0 | 1 | 1 | | Life insurance reserves | 611 | FAS | |
| 0 | 0 | 0 | 1.246 | 0 | 2 | 0 | 0 | 0 | 2 | | Pension fund reserves | 612 | FAS | |
| 6 | 1 | 3 | 779 | 1 | 112 | 67 | 37 | 30 | 44 | | Other technical reserves | 62 | FAS | |
| 1.784 | 362 | 356 | 2.396 | 74 | 5.079 | 3.763 | 3.159 | 604 | 1.316 | | Other accounts receivable | 7 | FAS | |
| 133 | 177 | 16 | 642 | 22 | 4.777 | 3.563 | 2.985 | 579 | 1.214 | | Trade credits and advances | 71 | FAS | |
| 1.651 | 185 | 341 | 1.754 | 52 | 302 | 200 | 175 | 25 | 102 | | Other | 79 | FAS | |
| 15.792 | 1.201 | 882 | 12.453 | 163 | 33.563 | 19.656 | 17.004 | 2.652 | 13.907 | | Liabilities | F | LIA | |
| 113 | 0 | 0 | 0 | 0 | 5.814 | 4.639 | 4.376 | 263 | 1.175 | | Currency and deposits | 2 | LIA | |
| 46 | 0 | 0 | 0 | 0 | 594 | 3 | 0 | 3 | 591 | | Currency | 21 | LIA | |
| 0 | 0 | 0 | 0 | 0 | 332 | 218 | 183 | 35 | 114 | | Transferable deposits | 22 | LIA | |
| 67 | 0 | 0 | 0 | 0 | 4.887 | 4.418 | 4.193 | 225 | 469 | | Other deposits | 29 | LIA | |
| 13.040 | 0 | 0 | 0 | 0 | 9.545 | 8.280 | 7.288 | 992 | 1.265 | | Securities other than shares | 3 | LIA | |
| 25 | 0 | 0 | 0 | 0 | 709 | 702 | 699 | 3 | 8 | | Short-term | 331 | LIA | |
| 13.015 | 0 | 0 | 0 | 0 | 8.713 | 7.460 | 6.508 | 952 | 1.252 | | Long-term | 332 | LIA | |
| 0 | 0 | 0 | 0 | 0 | 122 | 118 | 81 | 37 | 5 | | Financial derivatives | 34 | LIA | |
| 891 | 631 | 52 | 10.896 | 109 | 5.467 | 1.498 | 1.206 | 292 | 3.969 | | Loans | 4 | LIA | |
| 8 | 27 | 0 | 1.311 | 29 | 2.104 | 710 | 569 | 141 | 1.394 | | Short-term | 41 | LIA | |
| 882 | 604 | 52 | 9.585 | 81 | 3.363 | 788 | 637 | 151 | 2.575 | | Long-term | 42 | LIA | |
| 55 | 0 | 652 | 0 | 0 | 6.972 | 2.253 | 1.932 | 321 | 4.719 | | Shares and other equity | 5 | LIA | |
| 0 | 0 | 0 | 0 | 0 | 2.159 | 658 | 515 | 143 | 1.500 | | Quoted shares | 511 | LIA | |
| 55 | 0 | 652 | 0 | 0 | 707 | 252 | 169 | 83 | 455 | | Unquoted shares | 512 | LIA | |
| 0 | 0 | 0 | 0 | 0 | 3.087 | 596 | 523 | 73 | 2.491 | | Other equity | 513 | LIA | |
| 0 | 0 | 0 | 0 | 0 | 1.019 | 747 | 725 | 22 | 272 | | Mutual funds shares | 52 | LIA | |
| 0 | 0 | 0 | 0 | 0 | 113 | 106 | 93 | 13 | 7 | | Insurance technical reserves | 6 | LIA | |
| 0 | 0 | 0 | 0 | 0 | 96 | 92 | 81 | 12 | 4 | | Life insurance reserves | 611 | LIA | |
| 0 | 0 | 0 | 0 | 0 | 0 | 0 | 0 | 0 | 0 | | Pension fund reserves | 612 | LIA | |
| 0 | 0 | 0 | 0 | 0 | 17 | 14 | 12 | 2 | 3 | | Other technical reserves | 62 | LIA | |
| 1.693 | 570 | 177 | 1.556 | 53 | 5.654 | 2.881 | 2.110 | 771 | 2.773 | | Other accounts payable | 7 | LIA | |
| 688 | 303 | 44 | 1.060 | 47 | 5.166 | 2.627 | 1.901 | 726 | 2.539 | | Trade credits and advances | 71 | LIA | |
| 1.005 | 267 | 133 | 497 | 6 | 488 | 254 | 208 | 46 | 234 | | Other | 79 | LIA | |
| -666 | -28 | 845 | 26.071 | 378 | 16.524 | 24.759 | 21.809 | 2.950 | -8.235 | | Net financial assets | | NETO | |
| Centralna država/ Central government | Lokalna država/ Local government | Skladi socialne varnosti/ Social security funds | Gospodinjstva/ Households | Nepr. instit. ki opravljajo storitve za gospod./ Non-profit institutions serving households | Tujina/ Rest of the world | EU/ European Union | EMU/ Members of the EMU | Ostale članice EU/ European Union, not EMU | Ostali (izven EU)/ Others (not EU) | | | | | |
| S1311 | S1313 | S1314 | S14 | S15 | S2 | S21 | S2111 | S2112 | S22 | | | | | |

A.2.7.

A.2.8. Konsolidirani finančni računi - transakcije 2011

v mio EUR

| Vrsta post. | Oznaka | Finančni instrumenti | Institucionalni sektorji | | | | | | | | |
|-------------|--------|--|--|--|--|----------------------------------|--|--|--|--|-------------------------------|
| | | | S1 | S11 | S12 | S121 | S122 | S123 | S124 | S125 | S13 |
| FSR | F | Finančna sredstva | 2566 | -32 | 319 | 1791 | 27 | -612 | -6 | 558 | 1022 |
| FSR | 1 | Monetarno zlato in SDR | 11 | 0 | 11 | 11 | 0 | 0 | 0 | 0 | 0 |
| FSR | 2 | Gotovina in vloge | 2425 | -8 | 181 | -112 | 190 | 25 | -3 | 168 | 755 |
| FSR | 21 | Gotovina | 1252 | 17 | 2 | 0 | 5 | 0 | 1 | 0 | -1 |
| FSR | 22 | Prenosljive vloge | 426 | -28 | 177 | -3 | 421 | 18 | -41 | -15 | 66 |
| FSR | 29 | Druge vloge | 747 | 3 | 1 | -109 | -236 | 7 | 37 | 183 | 690 |
| FSR | 3 | Vrednostni papirji razen delnic | 776 | -101 | 945 | 391 | 382 | 32 | 1 | 103 | -83 |
| FSR | 331 | Kratkoročni | -388 | 6 | -395 | 0 | -423 | 5 | 0 | 24 | 0 |
| FSR | 332 | Dolgoročni | 1421 | -13 | 1513 | 412 | 962 | 17 | 1 | 78 | -91 |
| FSR | 34 | Izvedeni finančni instrumenti | -258 | -94 | -172 | -21 | -157 | 10 | 0 | 1 | 8 |
| FSR | 4 | Posojila | -807 | -75 | -892 | 1492 | -626 | -515 | -9 | 42 | 263 |
| FSR | 41 | Kratkoročna | -682 | 18 | -643 | 0 | -804 | 14 | -8 | -4 | -2 |
| FSR | 42 | Dolgoročna | -125 | -93 | -249 | 1492 | 178 | -529 | -1 | 47 | 265 |
| FSR | 5 | Delnice in drug lastniški kapital | 106 | 28 | 94 | 5 | 80 | -135 | 6 | 239 | 80 |
| FSR | 511 | Delnice, ki kotirajo | -195 | 89 | -106 | 0 | 8 | -111 | -1 | 36 | -83 |
| FSR | 512 | Delnice, ki ne kotirajo | 272 | -19 | 120 | 0 | 54 | -8 | -3 | 79 | 158 |
| FSR | 513 | Drug lastniški kapital | 13 | -22 | 7 | 5 | 30 | -23 | 3 | 9 | 8 |
| FSR | 52 | Delnice/enote investicijskih skladov | 15 | -21 | 73 | 0 | -12 | 8 | 6 | 114 | -3 |
| FSR | 6 | Zavarovalno tehnične rezervacije | 92 | 0 | 1 | 0 | -2 | 0 | 0 | 1 | 0 |
| FSR | 611 | Rezervacije iz življenjskih zavarovanj | 109 | 0 | 0 | 0 | 0 | 0 | 0 | 0 | 0 |
| FSR | 612 | Rezervacije iz pokojninskih zavarovanj | -10 | 0 | 0 | 0 | 0 | 0 | 0 | 0 | 0 |
| FSR | 62 | Druge tehnične rezervacije | -8 | 0 | 1 | 0 | -2 | 0 | 0 | 1 | 0 |
| FSR | 7 | Druge terjatve | -37 | 124 | -21 | 3 | 3 | -20 | -1 | 5 | 7 |
| FSR | 71 | Trgovinski krediti in avansi | -93 | -15 | -56 | 0 | -2 | -52 | 3 | 2 | 50 |
| FSR | 79 | Drugo | 56 | 139 | 35 | 3 | 5 | 33 | -4 | 3 | -43 |
| OBV | F | Obveznosti | 2378 | -91 | -813 | 1637 | -810 | -577 | -12 | 389 | 3241 |
| OBV | 2 | Gotovina in vloge | 689 | 0 | 682 | 1676 | -907 | 0 | 0 | 0 | 7 |
| OBV | 21 | Gotovina | 208 | 0 | 204 | 207 | 0 | 0 | 0 | 0 | 4 |
| OBV | 22 | Prenosljive vloge | 901 | 0 | 901 | 895 | 210 | 0 | 0 | 0 | 0 |
| OBV | 29 | Druge vloge | -420 | 0 | -424 | 574 | -1117 | 0 | 0 | 0 | 4 |
| OBV | 3 | Vrednostni papirji razen delnic | 2497 | -135 | -405 | -41 | -407 | 4 | -2 | 4 | 3038 |
| OBV | 331 | Kratkoročni | 163 | 11 | 148 | 0 | 149 | 0 | 0 | 0 | 3 |
| OBV | 332 | Dolgoročni | 2717 | -24 | -294 | 0 | -337 | 0 | -2 | 3 | 3035 |
| OBV | 34 | Izvedeni finančni instrumenti | -383 | -122 | -260 | -41 | -219 | 4 | 0 | 1 | 0 |
| OBV | 4 | Posojila | -1210 | 95 | -1499 | 0 | 372 | -574 | -13 | -7 | 115 |
| OBV | 41 | Kratkoročna | -373 | -356 | 37 | 0 | 0 | -110 | -17 | 4 | -6 |
| OBV | 42 | Dolgoročna | -837 | 451 | -1536 | 0 | 372 | -464 | 4 | -11 | 121 |
| OBV | 5 | Delnice in drug lastniški kapital | 241 | -40 | 281 | 0 | 157 | -30 | 7 | 248 | 0 |
| OBV | 511 | Delnice, ki kotirajo | 79 | -15 | 94 | 0 | 99 | 31 | 0 | 2 | 0 |
| OBV | 512 | Delnice, ki ne kotirajo | 206 | 2 | 204 | 0 | 45 | 0 | 4 | 158 | 0 |
| OBV | 513 | Drug lastniški kapital | -17 | -27 | 10 | 0 | 0 | 25 | 3 | 0 | 0 |
| OBV | 52 | Delnice/enote investicijskih skladov | -28 | 0 | -28 | 0 | 13 | -87 | 0 | 89 | 0 |
| OBV | 6 | Zavarovalno tehnične rezervacije | 120 | 0 | 120 | 0 | 0 | 0 | 0 | 118 | 0 |
| OBV | 611 | Rezervacije iz življenjskih zavarovanj | 111 | 0 | 111 | 0 | 0 | 0 | 0 | 111 | 0 |
| OBV | 612 | Rezervacije iz pokojninskih zavarovanj | -10 | 0 | -10 | 0 | 0 | 0 | 0 | -10 | 0 |
| OBV | 62 | Druge tehnične rezervacije | 19 | 0 | 19 | 0 | 0 | 0 | 0 | 17 | 0 |
| OBV | 7 | Druge obveznosti | 42 | -12 | 9 | 1 | -25 | 23 | -4 | 26 | 80 |
| OBV | 71 | Trgovinski krediti in avansi | -177 | -98 | 15 | 3 | 6 | 5 | 5 | 2 | -55 |
| OBV | 79 | Drugo | 219 | 87 | -6 | -2 | -31 | 18 | -9 | 24 | 135 |
| NETO | | Neto finančna sredstva | 187 | 60 | 1131 | 155 | 837 | -35 | 6 | 169 | -2219 |
| | | | Gospodarstvo Slovenije/ Total economy | Netofinančne družbe/ Non-financial corporations | Finančne družbe/ Financial corporations | Centralna banka/ Central Bank | Druge denarne finančne institucije/ Other monetary financial institutions | Druge finančni posredniki/ Other financial intermediaries | Izvajalci pomožnih finančnih dejavnosti/ Financial auxiliaries | Zavarovalnice in pokojninski skladi/ Insurance corporations and pension funds | Država/ General government |
| | | | S1 | S11 | S12 | S121 | S122 | S123 | S124 | S125 | S13 |

Consolidated financial accounts - transactions 2011 A.2.8.

EUR millions

| Institutional sectors | | | | | | | | | | | Financial instruments | Code | Item type |
|---|-------------------------------------|--|------------------------------|--|------------------------------|-----------------------|----------------------------|---|---------------------------------------|------------------------------|-----------------------|------|-----------|
| S1311 | S1313 | S1314 | S14 | S15 | S2 | S21 | S2111 | S2112 | S22 | | | | |
| 969 | 3 | 66 | 1272 | -15 | 1126 | 426 | 262 | 165 | 700 | Financial assets | F | FAS | |
| 0 | 0 | 0 | 0 | 0 | -11 | 0 | 0 | 0 | -11 | Monetary gold and SDRs | 1 | FAS | |
| 696 | -4 | 63 | 1502 | -5 | -497 | -472 | -475 | 3 | -25 | Currency and deposits | 2 | FAS | |
| -1 | -1 | 0 | 1234 | 0 | 9 | 9 | 9 | 0 | 0 | Currency | 21 | FAS | |
| 79 | -13 | 0 | 200 | 10 | 642 | 651 | 647 | 4 | -10 | Transferable deposits | 22 | FAS | |
| 617 | 10 | 63 | 68 | -15 | -1148 | -1132 | -1131 | -1 | -16 | Other deposits | 29 | FAS | |
| -14 | 0 | -87 | 20 | -6 | 1755 | 1476 | 1099 | 377 | 279 | Securities other than shares | 3 | FAS | |
| 0 | 0 | 0 | 2 | 0 | 150 | 150 | 150 | 0 | 0 | Short-term | 331 | FAS | |
| -13 | 0 | -97 | 19 | -6 | 1779 | 1495 | 1045 | 451 | 283 | Long-term | 332 | FAS | |
| -1 | 0 | 9 | 0 | 0 | -174 | -169 | -95 | -74 | -5 | Financial derivatives | 34 | FAS | |
| 265 | -1 | 0 | -93 | -10 | -360 | -580 | -363 | -217 | 220 | Loans | 4 | FAS | |
| -2 | 0 | 0 | -50 | -5 | 182 | 156 | 134 | 22 | 26 | Short-term | 41 | FAS | |
| 267 | -1 | 0 | -43 | -5 | -542 | -736 | -497 | -239 | 194 | Long-term | 42 | FAS | |
| -19 | 5 | 93 | -94 | -1 | 82 | 130 | 90 | 39 | -48 | Shares and other equity | 5 | FAS | |
| -31 | 0 | -52 | -94 | -2 | 160 | 74 | 30 | 44 | 86 | Quoted shares | 511 | FAS | |
| 6 | 0 | 152 | 9 | 4 | -54 | 70 | 74 | -4 | -124 | Unquoted shares | 512 | FAS | |
| 2 | 6 | 0 | 20 | 0 | -26 | -15 | -14 | -1 | -11 | Other equity | 513 | FAS | |
| 4 | 0 | -7 | -29 | -4 | 2 | 1 | 1 | 0 | 1 | Mutual funds shares | 52 | FAS | |
| 1 | 0 | 0 | 91 | 0 | 27 | 12 | 3 | 9 | 14 | Insurance technical reserves | 6 | FAS | |
| 0 | 0 | 0 | 109 | 0 | 0 | 0 | 0 | 0 | 0 | Life insurance reserves | 611 | FAS | |
| 0 | 0 | 0 | -10 | 0 | 0 | 0 | 0 | 0 | 0 | Pension fund reserves | 612 | FAS | |
| 1 | 0 | 0 | -9 | 0 | 27 | 12 | 3 | 9 | 15 | Other technical reserves | 62 | FAS | |
| 41 | 3 | -3 | -154 | 7 | 132 | -140 | -93 | -47 | 272 | Other accounts receivable | 7 | FAS | |
| 46 | -1 | 5 | -71 | -2 | -41 | -115 | -75 | -39 | 74 | Trade credits and advances | 71 | FAS | |
| -6 | 4 | -8 | -83 | 9 | 173 | -25 | -18 | -8 | 198 | Other | 79 | FAS | |
| 3208 | -11 | 60 | 62 | -20 | 1314 | 1456 | 1417 | 38 | -142 | Liabilities | F | LIA | |
| 7 | 0 | 0 | 0 | 0 | 1239 | 1049 | 1159 | -110 | 190 | Currency and deposits | 2 | LIA | |
| 4 | 0 | 0 | 0 | 0 | 1053 | 876 | 876 | 0 | 177 | Currency | 21 | LIA | |
| 0 | 0 | 0 | 0 | 0 | 166 | 143 | 122 | 21 | 23 | Transferable deposits | 22 | LIA | |
| 3 | 0 | 0 | 0 | 0 | 19 | 30 | 161 | -131 | -11 | Other deposits | 29 | LIA | |
| 3020 | 0 | 0 | -1 | 0 | 34 | 142 | 30 | 112 | -108 | Securities other than shares | 3 | LIA | |
| 3 | 0 | 0 | 0 | 0 | -400 | -404 | -401 | -4 | 4 | Short-term | 331 | LIA | |
| 3017 | 0 | 0 | 0 | 0 | 482 | 611 | 487 | 125 | -129 | Long-term | 332 | LIA | |
| 0 | 0 | 0 | -1 | 0 | -48 | -65 | -56 | -9 | 17 | Financial derivatives | 34 | LIA | |
| 58 | 57 | 0 | 84 | -6 | 43 | 366 | 293 | 73 | -323 | Loans | 4 | LIA | |
| -4 | -2 | 0 | -48 | 0 | -127 | 210 | 119 | 91 | -337 | Short-term | 41 | LIA | |
| 62 | 59 | 0 | 132 | -6 | 170 | 156 | 174 | -18 | 14 | Long-term | 42 | LIA | |
| 0 | 0 | 0 | 0 | 0 | -53 | -27 | 3 | -29 | -27 | Shares and other equity | 5 | LIA | |
| 0 | 0 | 0 | 0 | 0 | -114 | -42 | -35 | -7 | -72 | Quoted shares | 511 | LIA | |
| 0 | 0 | 0 | 0 | 0 | 11 | -9 | 6 | -15 | 20 | Unquoted shares | 512 | LIA | |
| 0 | 0 | 0 | 0 | 0 | 4 | -35 | -35 | 0 | 39 | Other equity | 513 | LIA | |
| 0 | 0 | 0 | 0 | 0 | 45 | 60 | 67 | -8 | -15 | Mutual funds shares | 52 | LIA | |
| 0 | 0 | 0 | 0 | 0 | -2 | -1 | 0 | -1 | -1 | Insurance technical reserves | 6 | LIA | |
| 0 | 0 | 0 | 0 | 0 | -2 | -1 | 1 | -2 | -2 | Life insurance reserves | 611 | LIA | |
| 0 | 0 | 0 | 0 | 0 | 0 | 0 | 0 | 0 | 0 | Pension fund reserves | 612 | LIA | |
| 0 | 0 | 0 | 0 | 0 | 1 | 0 | -1 | 1 | 1 | Other technical reserves | 62 | LIA | |
| 123 | -68 | 60 | -22 | -14 | 53 | -74 | -67 | -7 | 127 | Other accounts payable | 7 | LIA | |
| -15 | -48 | 9 | -24 | -15 | 44 | -75 | -75 | 0 | 119 | Trade credits and advances | 71 | LIA | |
| 138 | -20 | 51 | 3 | 1 | 10 | 1 | 8 | -7 | 8 | Other | 79 | LIA | |
| -2239 | 14 | 5 | 1211 | 5 | -187 | -1029 | -1156 | 127 | 842 | Net financial assets | | NETO | |
| Centralna država/ Central government | Lokalna država/ Local government | Skladi socialne varnosti/ Social security funds | Gospodinjstva/ Households | Nepr. instit. ki opravljajo storitve za gospod./ Non-profit institutions serving households | Tujina/ Rest of the world | EU/ European Union | EMU/ Members of the EMU | Ostale članice EU/ European Union, not EMU | Ostali (izven EU)/ Others (not EU) | | | | |
| S1311 | S1313 | S1314 | S14 | S15 | S2 | S21 | S2111 | S2112 | S22 | | | | |

A.2.8.

A.2.9. Konsolidirani finančni računi - vrednostne spremembe 2011

v mio EUR

| Vrsta post. | Oznaka | Finančni instrumenti | Institucionalni sektorji | | | | | | | | |
|-------------|--------|--|--------------------------|--------|-------|------|------|------|------|------|--------|
| | | | S1 | S11 | S12 | S121 | S122 | S123 | S124 | S125 | S13 |
| FSR | F | Finančna sredstva | -3.899 | -185 | -1004 | -133 | -251 | -537 | -23 | -374 | -264 |
| FSR | 1 | Monetarno zlato in SDR | 23 | 0 | 23 | 23 | 0 | 0 | 0 | 0 | 0 |
| FSR | 2 | Gotovina in vloge | -812 | -6 | 28 | 11 | 14 | -13 | 25 | 15 | 95 |
| FSR | 21 | Gotovina | -1053 | -10 | 2 | 0 | 2 | 0 | 0 | 0 | -1 |
| FSR | 22 | Prenosljive vloge | 83 | 31 | 20 | 3 | 17 | -9 | 22 | -1 | -18 |
| FSR | 29 | Druge vloge | 158 | -27 | 6 | 8 | -4 | -3 | 3 | 16 | 114 |
| FSR | 3 | Vrednostni papirji razen delnic | -259 | 82 | -325 | -163 | -18 | -2 | 0 | -149 | 0 |
| FSR | 331 | Kratkoročni | 7 | 1 | 6 | 0 | 6 | 0 | 0 | 2 | 0 |
| FSR | 332 | Dolgoročni | -540 | -10 | -522 | -183 | -194 | -1 | 0 | -150 | 10 |
| FSR | 34 | Izvedeni finančni instrumenti | 274 | 91 | 191 | 21 | 170 | 0 | 0 | -1 | -9 |
| FSR | 4 | Posojila | 86 | 123 | 69 | 1 | 77 | -13 | -5 | -1 | 28 |
| FSR | 41 | Kratkoročna | 449 | -25 | 545 | 0 | 641 | -48 | -5 | 0 | 0 |
| FSR | 42 | Dolgoročna | -363 | 147 | -476 | 1 | -564 | 35 | 0 | 0 | 29 |
| FSR | 5 | Delnice in drug lastniški kapital | -2700 | -384 | -745 | -6 | -278 | -487 | -42 | -243 | -389 |
| FSR | 511 | Delnice, ki kotirajo | -1913 | -262 | -539 | 0 | -171 | -397 | -11 | -95 | -645 |
| FSR | 512 | Delnice, ki ne kotirajo | -236 | -104 | -118 | -6 | -58 | -39 | -25 | -22 | 19 |
| FSR | 513 | Drug lastniški kapital | -279 | -11 | -52 | 0 | -43 | -21 | -5 | -4 | 251 |
| FSR | 52 | Delnice/enote investicijskih skladov | -272 | -6 | -35 | 0 | -7 | -30 | -1 | -122 | -14 |
| FSR | 6 | Zavarovalno tehnične rezervacije | -118 | 5 | 0 | 0 | 0 | 0 | 0 | 0 | 0 |
| FSR | 611 | Rezervacije iz življenjskih zavarovanj | -85 | 0 | 0 | 0 | 0 | 0 | 0 | 0 | 0 |
| FSR | 612 | Rezervacije iz pokojninskih zavarovanj | 3 | 0 | 0 | 0 | 0 | 0 | 0 | 0 | 0 |
| FSR | 62 | Druge tehnične rezervacije | -37 | 5 | 0 | 0 | 0 | 0 | 0 | 0 | 0 |
| FSR | 7 | Druge terjatve | -119 | -5 | -55 | 0 | -45 | -22 | -1 | 3 | 2 |
| FSR | 71 | Trgovinski krediti in avansi | 61 | 30 | 36 | 0 | 1 | 27 | 0 | 2 | 29 |
| FSR | 79 | Drugo | -179 | -35 | -90 | 0 | -46 | -49 | -1 | 1 | -27 |
| OBV | F | Obveznosti | -3.993 | -1.760 | -549 | 23 | -195 | -425 | -25 | -241 | -1.615 |
| OBV | 2 | Gotovina in vloge | 239 | 0 | 236 | 1 | 260 | 0 | 0 | 0 | 3 |
| OBV | 21 | Gotovina | -4 | 0 | -4 | -4 | 0 | 0 | 0 | 0 | 0 |
| OBV | 22 | Prenosljive vloge | 10 | 0 | 11 | 0 | 22 | 0 | 0 | 0 | 0 |
| OBV | 29 | Druge vloge | 232 | 0 | 229 | 4 | 238 | 0 | 0 | 0 | 3 |
| OBV | 3 | Vrednostni papirji razen delnic | -1.553 | 52 | 213 | 33 | 174 | 1 | 0 | 0 | -1.819 |
| OBV | 331 | Kratkoročni | 6 | 0 | 6 | 0 | 8 | 0 | 0 | 0 | 0 |
| OBV | 332 | Dolgoročni | -1.857 | -26 | -13 | 0 | -19 | 0 | 0 | 0 | -1.819 |
| OBV | 34 | Izvedeni finančni instrumenti | 298 | 77 | 220 | 33 | 186 | 1 | 0 | -1 | 0 |
| OBV | 4 | Posojila | 2 | -158 | 13 | 0 | 24 | -6 | -16 | 0 | 167 |
| OBV | 41 | Kratkoročna | 317 | 328 | -13 | 0 | 0 | 35 | -7 | 2 | 10 |
| OBV | 42 | Dolgoročna | -315 | -487 | 25 | 0 | 24 | -41 | -8 | -2 | 157 |
| OBV | 5 | Delnice in drug lastniški kapital | -2.437 | -1.521 | -955 | -8 | -661 | -417 | -8 | -172 | 40 |
| OBV | 511 | Delnice, ki kotirajo | -1.867 | -1.164 | -703 | 0 | -457 | -190 | 0 | -191 | 0 |
| OBV | 512 | Delnice, ki ne kotirajo | -273 | -221 | -52 | 0 | -204 | 120 | -10 | 11 | 0 |
| OBV | 513 | Drug lastniški kapital | -112 | -136 | -15 | -8 | 0 | -35 | 2 | 5 | 39 |
| OBV | 52 | Delnice/enote investicijskih skladov | -185 | 0 | -185 | 0 | 0 | -312 | 0 | 3 | 0 |
| OBV | 6 | Zavarovalno tehnične rezervacije | -65 | 0 | -65 | 0 | 0 | 0 | 0 | -65 | 0 |
| OBV | 611 | Rezervacije iz življenjskih zavarovanj | -82 | 0 | -82 | 0 | 0 | 0 | 0 | -82 | 0 |
| OBV | 612 | Rezervacije iz pokojninskih zavarovanj | 4 | 0 | 4 | 0 | 0 | 0 | 0 | 4 | 0 |
| OBV | 62 | Druge tehnične rezervacije | 13 | 0 | 13 | 0 | 0 | 0 | 0 | 13 | 0 |
| OBV | 7 | Druge obveznosti | -179 | -132 | 10 | -2 | 8 | -3 | -2 | -3 | -6 |
| OBV | 71 | Trgovinski krediti in avansi | -61 | -42 | -3 | -4 | -6 | 2 | -2 | 1 | 19 |
| OBV | 79 | Drugo | -118 | -90 | 13 | 2 | 15 | -5 | 0 | -4 | -25 |
| NETO | | Neto finančna sredstva | 94 | 1.575 | -455 | -156 | -56 | -112 | 2 | -133 | 1.352 |
| | | Gospodarstvo Slovenije/ Total economy | S1 | S11 | S12 | S121 | S122 | S123 | S124 | S125 | S13 |
| | | Ne-financijske družbe/ Non-financial corporations | | | | | | | | | |
| | | Financijske družbe/ Financial corporations | | | | | | | | | |
| | | Centralna banka/ Central Bank | | | | | | | | | |
| | | Druge denarne financijske institucije/ Other monetary financial institutions | | | | | | | | | |
| | | Druge finančni posredniki/ Other financial intermediaries | | | | | | | | | |
| | | Izvajalci pomožnih financijskih dejavnosti/ Financial auxiliaries | | | | | | | | | |
| | | Zavarovalnice in pokojninski skladi/ Insurance corporations and pension funds | | | | | | | | | |
| | | Država/ General government | | | | | | | | | |

Consolidated financial accounts - revaluation changes 2011

A.2.9.

EUR millions

| Institutional sectors | | | | | | | | | | | Financial instruments | Code | Item type | |
|---|-------------------------------------|--|------------------------------|--|------------------------------|-----------------------|----------------------------|---|---------------------------------------|--|------------------------------|------|-----------|--|
| S1311 | S1313 | S1314 | S14 | S15 | S2 | S21 | S2111 | S2112 | S22 | | | | | |
| -270 | 61 | -272 | -2444 | -2 | -1499 | -898 | -1528 | 630 | -602 | | Financial assets | F | FAS | |
| 0 | 0 | 0 | 0 | 0 | 11 | 0 | 0 | 0 | 11 | | Monetary gold and SDRs | 1 | FAS | |
| 85 | 7 | 3 | -928 | 0 | 78 | 85 | 83 | 1 | -7 | | Currency and deposits | 2 | FAS | |
| 0 | -1 | 0 | -1043 | 0 | 0 | 0 | 0 | 0 | 0 | | Currency | 21 | FAS | |
| -23 | 5 | 0 | 53 | -3 | -3 | 3 | 3 | 0 | -7 | | Transferable deposits | 22 | FAS | |
| 108 | 4 | 3 | 62 | 3 | 81 | 81 | 80 | 1 | 0 | | Other deposits | 29 | FAS | |
| 8 | 0 | -8 | -15 | -1 | -1349 | -1245 | -1044 | -202 | -104 | | Securities other than shares | 3 | FAS | |
| 0 | 0 | 0 | 0 | 0 | 0 | 0 | 0 | 0 | 0 | | Short-term | 331 | FAS | |
| 8 | 0 | 2 | -16 | -1 | -1487 | -1383 | -1204 | -179 | -105 | | Long-term | 332 | FAS | |
| 0 | 0 | -9 | 0 | 0 | 138 | 137 | 160 | -23 | 1 | | Financial derivatives | 34 | FAS | |
| 28 | 0 | 0 | -134 | 0 | -3 | 430 | -425 | 855 | -433 | | Loans | 4 | FAS | |
| 0 | 0 | 0 | -72 | 0 | 17 | 15 | 39 | -24 | 2 | | Short-term | 41 | FAS | |
| 28 | 0 | 0 | -63 | 0 | -20 | 415 | -464 | 879 | -435 | | Long-term | 42 | FAS | |
| -383 | 47 | -268 | -1182 | -1 | -263 | -185 | -112 | -73 | -78 | | Shares and other equity | 5 | FAS | |
| -427 | -5 | -213 | -466 | -1 | -268 | -202 | -148 | -54 | -66 | | Quoted shares | 511 | FAS | |
| -141 | -5 | -50 | -34 | 2 | -89 | -66 | -61 | -5 | -23 | | Unquoted shares | 512 | FAS | |
| 193 | 58 | 0 | -467 | 0 | 96 | 84 | 98 | -15 | 13 | | Other equity | 513 | FAS | |
| -8 | -1 | -5 | -216 | -1 | -2 | -1 | -1 | 0 | -1 | | Mutual funds shares | 52 | FAS | |
| 0 | 0 | 0 | -123 | 0 | 50 | 50 | 0 | 50 | 0 | | Insurance technical reserves | 6 | FAS | |
| 0 | 0 | 0 | -85 | 0 | 0 | 0 | 0 | 0 | 0 | | Life insurance reserves | 611 | FAS | |
| 0 | 0 | 0 | 3 | 0 | 0 | 0 | 0 | 0 | 0 | | Pension fund reserves | 612 | FAS | |
| 0 | 0 | 0 | -42 | 0 | 50 | 50 | 0 | 50 | 0 | | Other technical reserves | 62 | FAS | |
| -8 | 7 | 1 | -61 | 0 | -24 | -32 | -30 | -2 | 8 | | Other accounts receivable | 7 | FAS | |
| 26 | 3 | 0 | -34 | 0 | -74 | -67 | -64 | -4 | -6 | | Trade credits and advances | 71 | FAS | |
| -34 | 5 | 1 | -27 | 0 | 50 | 36 | 34 | 2 | 14 | | Other | 79 | FAS | |
| -1638 | 0 | -194 | -63 | -6 | -1440 | -947 | -926 | -21 | -494 | | Liabilities | F | LIA | |
| 3 | 0 | 0 | 0 | 0 | -973 | -815 | -813 | -2 | -158 | | Currency and deposits | 2 | LIA | |
| 0 | 0 | 0 | 0 | 0 | -1049 | -875 | -876 | 1 | -174 | | Currency | 21 | LIA | |
| 0 | 0 | 0 | 0 | 0 | 69 | 71 | 70 | 1 | -1 | | Transferable deposits | 22 | LIA | |
| 3 | 0 | 0 | 0 | 0 | 7 | -10 | -7 | -3 | 17 | | Other deposits | 29 | LIA | |
| -1819 | 0 | 0 | 1 | 0 | -56 | 4 | -37 | 40 | -59 | | Securities other than shares | 3 | LIA | |
| 0 | 0 | 0 | 0 | 0 | 1 | 5 | -3 | 8 | -4 | | Short-term | 331 | LIA | |
| -1819 | 0 | 0 | 0 | 0 | -170 | -125 | -134 | 9 | -45 | | Long-term | 332 | LIA | |
| 0 | 0 | 0 | 1 | 0 | 114 | 123 | 101 | 23 | -10 | | Financial derivatives | 34 | LIA | |
| 164 | 3 | 0 | -21 | 1 | 81 | 63 | 68 | -4 | 18 | | Loans | 4 | LIA | |
| 15 | -5 | 0 | -15 | 6 | 149 | -20 | -13 | -6 | 169 | | Short-term | 41 | LIA | |
| 149 | 8 | 0 | -6 | -5 | -68 | 83 | 81 | 2 | -151 | | Long-term | 42 | LIA | |
| 19 | 0 | -194 | 0 | 0 | -526 | -243 | -196 | -47 | -283 | | Shares and other equity | 5 | LIA | |
| 0 | 0 | 0 | 0 | 0 | -314 | -114 | -94 | -20 | -200 | | Quoted shares | 511 | LIA | |
| -21 | 0 | -194 | 0 | 0 | -52 | -39 | -19 | -19 | -14 | | Unquoted shares | 512 | LIA | |
| 39 | 0 | 0 | 0 | 0 | -71 | -18 | -12 | -7 | -52 | | Other equity | 513 | LIA | |
| 0 | 0 | 0 | 0 | 0 | -89 | -72 | -71 | -1 | -17 | | Mutual funds shares | 52 | LIA | |
| 0 | 0 | 0 | 0 | 0 | -3 | -2 | -1 | -1 | -1 | | Insurance technical reserves | 6 | LIA | |
| 0 | 0 | 0 | 0 | 0 | -3 | -2 | -1 | -1 | -1 | | Life insurance reserves | 611 | LIA | |
| 0 | 0 | 0 | 0 | 0 | 0 | 0 | 0 | 0 | 0 | | Pension fund reserves | 612 | LIA | |
| 0 | 0 | 0 | 0 | 0 | 0 | 0 | 0 | 0 | 0 | | Other technical reserves | 62 | LIA | |
| -5 | -3 | 0 | -43 | -7 | 36 | 47 | 53 | -7 | -11 | | Other accounts payable | 7 | LIA | |
| 18 | 0 | 0 | -28 | -7 | 48 | 49 | 51 | -3 | -1 | | Trade credits and advances | 71 | LIA | |
| -24 | -3 | 0 | -14 | -1 | -12 | -2 | 2 | -4 | -10 | | Other | 79 | LIA | |
| 1368 | 61 | -78 | -2382 | 4 | -59 | 49 | -602 | 651 | -108 | | Net financial assets | | NETO | |
| Centralna država/ Central government | Lokalna država/ Local government | Skladi socialne varnosti/ Social security funds | Gospodinjstva/ Households | Nepr. instit. ki opravljajo storitve za gospod./ Non-profit institutions serving households | Tujina/ Rest of the world | EU/ European Union | EMU/ Members of the EMU | Ostale članice EU/ European Union, not EMU | Ostali (izven EU)/ Others (not EU) | | | | | |
| S1311 | S1313 | S1314 | S14 | S15 | S2 | S21 | S2111 | S2112 | S22 | | | | | |

A.2.9.

A.2.10. Konsolidirani finančni računi - stanja 2011 (konec leta)

v mio EUR

| Vrsta post. | Oznaka | Finančni instrumenti | Institucionalni sektorji | | | | | | | | |
|-------------|--------|--|--|--|--|----------------------------------|--|--|--|--|-------------------------------|
| | | | S1 | S11 | S12 | S121 | S122 | S123 | S124 | S125 | S13 |
| FSR | F | Finančna sredstva | 138.508 | 19.572 | 63.286 | 10.176 | 47.132 | 7.090 | 329 | 7.191 | 17.777 |
| FSR | 1 | Monetarno zlato in SDR | 372 | 0 | 372 | 372 | 0 | 0 | 0 | 0 | 0 |
| FSR | 2 | Gotovina in vloge | 33.105 | 4.187 | 4.643 | 3.440 | 2.821 | 260 | 95 | 1.151 | 4.337 |
| FSR | 21 | Gotovina | 4.143 | 83 | 23 | 0 | 263 | 0 | 1 | 1 | 0 |
| FSR | 22 | Prenosljive vloge | 9.020 | 1.854 | 411 | 4 | 1.401 | 128 | 38 | 19 | 317 |
| FSR | 29 | Druge vloge | 19.942 | 2.249 | 4.210 | 3.436 | 1.157 | 132 | 56 | 1.131 | 4.020 |
| FSR | 3 | Vrednostni papirji razen delnic | 15.772 | 222 | 14.839 | 4.744 | 6.675 | 271 | 6 | 3.879 | 221 |
| FSR | 331 | Kratkoročni | 363 | 15 | 344 | 0 | 303 | 10 | 0 | 34 | 0 |
| FSR | 332 | Dolgoročni | 15.054 | 180 | 14.180 | 4.744 | 6.055 | 251 | 6 | 3.840 | 217 |
| FSR | 34 | Izvedeni finančni instrumenti | 355 | 27 | 315 | 0 | 317 | 10 | 0 | 4 | 4 |
| FSR | 4 | Posojila | 42.261 | 2.506 | 38.373 | 1.520 | 36.151 | 4.067 | 46 | 188 | 674 |
| FSR | 41 | Kratkoročna | 10.745 | 1.417 | 9.054 | 0 | 9.375 | 499 | 43 | 18 | 2 |
| FSR | 42 | Dolgoročna | 31.516 | 1.089 | 29.319 | 1.520 | 26.776 | 3.568 | 3 | 170 | 672 |
| FSR | 5 | Delnice in drug lastniški kapital | 28.881 | 4.365 | 4.166 | 90 | 1.317 | 2.052 | 105 | 1.710 | 10.177 |
| FSR | 511 | Delnice, ki kotirajo | 5.072 | 320 | 2.042 | 0 | 597 | 1.281 | 19 | 289 | 1.297 |
| FSR | 512 | Delnice, ki ne kotirajo | 7.916 | 1.062 | 1.103 | 21 | 471 | 497 | 47 | 310 | 4.642 |
| FSR | 513 | Drug lastniški kapital | 12.593 | 2.840 | 338 | 69 | 175 | 133 | 29 | 51 | 4.114 |
| FSR | 52 | Delnice/enote investicijskih skladov | 3.300 | 144 | 683 | 0 | 74 | 141 | 10 | 1.062 | 124 |
| FSR | 6 | Zavarovalno tehnične rezervacije | 4.773 | 443 | 17 | 0 | 41 | 1 | 0 | 17 | 9 |
| FSR | 611 | Rezervacije iz življenjskih zavarovanj | 2.335 | 0 | 0 | 0 | 0 | 0 | 0 | 0 | 0 |
| FSR | 612 | Rezervacije iz pokojninskih zavarovanj | 1.240 | 0 | 0 | 0 | 0 | 0 | 0 | 0 | 0 |
| FSR | 62 | Druge tehnične rezervacije | 1.198 | 443 | 17 | 0 | 41 | 1 | 0 | 17 | 9 |
| FSR | 7 | Druge terjatve | 13.344 | 7.849 | 875 | 10 | 127 | 438 | 76 | 245 | 2.359 |
| FSR | 71 | Trgovinski krediti in avansi | 8.158 | 6.740 | 457 | 0 | 5 | 257 | 21 | 177 | 404 |
| FSR | 79 | Drugo | 5.185 | 1.109 | 418 | 10 | 122 | 181 | 55 | 68 | 1.954 |
| OBV | F | Obveznosti | 154.414 | 62.412 | 60.921 | 9.518 | 44.346 | 8.136 | 321 | 7.232 | 18.493 |
| OBV | 2 | Gotovina in vloge | 33.399 | 0 | 33.293 | 8.742 | 27.674 | 0 | 0 | 0 | 106 |
| OBV | 21 | Gotovina | 3.649 | 0 | 3.600 | 3.842 | 0 | 0 | 0 | 0 | 49 |
| OBV | 22 | Prenosljive vloge | 11.456 | 0 | 11.456 | 3.794 | 8.842 | 0 | 0 | 0 | 0 |
| OBV | 29 | Druge vloge | 18.293 | 0 | 18.237 | 1.106 | 18.833 | 0 | 0 | 0 | 56 |
| OBV | 3 | Vrednostni papirji razen delnic | 18.220 | 838 | 3.171 | 3 | 3.851 | 16 | 1 | 34 | 14.211 |
| OBV | 331 | Kratkoročni | 203 | 21 | 154 | 0 | 157 | 0 | 0 | 0 | 28 |
| OBV | 332 | Dolgoročni | 17.573 | 670 | 2.720 | 0 | 3.399 | 0 | 1 | 34 | 14.183 |
| OBV | 34 | Izvedeni finančni instrumenti | 444 | 147 | 297 | 3 | 294 | 16 | 0 | 0 | 0 |
| OBV | 4 | Posojila | 54.207 | 30.072 | 11.298 | 0 | 9.131 | 5.558 | 159 | 50 | 1.774 |
| OBV | 41 | Kratkoročna | 9.684 | 7.914 | 447 | 0 | 0 | 1.193 | 120 | 16 | 39 |
| OBV | 42 | Dolgoročna | 44.524 | 22.157 | 10.850 | 0 | 9.131 | 4.366 | 40 | 34 | 1.735 |
| OBV | 5 | Delnice in drug lastniški kapital | 30.943 | 23.252 | 7.650 | 734 | 3.520 | 2.327 | 106 | 2.073 | 41 |
| OBV | 511 | Delnice, ki kotirajo | 3.939 | 3.506 | 433 | 0 | 223 | 68 | 5 | 280 | 0 |
| OBV | 512 | Delnice, ki ne kotirajo | 10.426 | 6.655 | 3.770 | 0 | 3.270 | 210 | 48 | 484 | 1 |
| OBV | 513 | Drug lastniški kapital | 14.236 | 13.091 | 1.105 | 734 | 0 | 360 | 53 | 77 | 39 |
| OBV | 52 | Delnice/enote investicijskih skladov | 2.342 | 0 | 2.342 | 0 | 26 | 1.689 | 0 | 1.231 | 0 |
| OBV | 6 | Zavarovalno tehnične rezervacije | 4.857 | 0 | 4.857 | 0 | 0 | 0 | 0 | 4.900 | 0 |
| OBV | 611 | Rezervacije iz življenjskih zavarovanj | 2.245 | 0 | 2.245 | 0 | 0 | 0 | 0 | 2.245 | 0 |
| OBV | 612 | Rezervacije iz pokojninskih zavarovanj | 1.242 | 0 | 1.242 | 0 | 0 | 0 | 0 | 1.242 | 0 |
| OBV | 62 | Druge tehnične rezervacije | 1.370 | 0 | 1.370 | 0 | 0 | 0 | 0 | 1.412 | 0 |
| OBV | 7 | Druge obveznosti | 12.787 | 8.250 | 651 | 38 | 170 | 235 | 55 | 175 | 2.362 |
| OBV | 71 | Trgovinski krediti in avansi | 7.564 | 5.248 | 283 | 1 | 36 | 138 | 20 | 92 | 999 |
| OBV | 79 | Drugo | 5.224 | 3.003 | 368 | 37 | 135 | 97 | 35 | 83 | 1.363 |
| NETO | | Neto finančna sredstva | -15.905 | -42.840 | 2.365 | 659 | 2.786 | -1.046 | 8 | -41 | -716 |
| | | | Gospodarstvo Slovenije/ Total economy | Netofinančne družbe/ Non-financial corporations | Finančne družbe/ Financial corporations | Centralna banka/ Central Bank | Druge denarne finančne institucije/ Other monetary financial institutions | Druge finančni posredniki/ Other financial intermediaries | Izvajalci pomožnih finančnih dejavnosti/ Financial auxiliaries | Zavarovalnice in pokojninski skladi/ Insurance corporations and pension funds | Država/ General government |
| | | | S1 | S11 | S12 | S121 | S122 | S123 | S124 | S125 | S13 |

Consolidated financial accounts - outstanding amounts 2011 (end of year) A.2.10.

EUR millions

| Institutional sectors | | | | | | | | | | | Financial instruments | Code | Item type |
|---|-------------------------------------|--|------------------------------|--|------------------------------|-----------------------|----------------------------|---|---------------------------------------|------------------------------|-----------------------|------|-----------|
| S1311 | S1313 | S1314 | S14 | S15 | S2 | S21 | S2111 | S2112 | S22 | | | | |
| 15.825 | 1238 | 1520 | 37.351 | 523 | 49.714 | 43.944 | 37.547 | 6.397 | 5.770 | Financial assets | F | FAS | |
| 0 | 0 | 0 | 0 | 0 | 0 | 0 | 0 | 0 | 0 | Monetary gold and SDRs | 1 | FAS | |
| 3.861 | 334 | 159 | 19.627 | 311 | 6.374 | 5.995 | 5.909 | 86 | 379 | Currency and deposits | 2 | FAS | |
| 0 | 0 | 0 | 4.037 | 0 | 104 | 104 | 104 | 0 | 0 | Currency | 21 | FAS | |
| 165 | 148 | 4 | 6.284 | 154 | 3.004 | 2.831 | 2.809 | 22 | 173 | Transferable deposits | 22 | FAS | |
| 3.696 | 186 | 155 | 9.306 | 157 | 3.265 | 3.060 | 2.995 | 65 | 205 | Other deposits | 29 | FAS | |
| 133 | 0 | 118 | 448 | 42 | 11.971 | 11.056 | 9.506 | 1.551 | 915 | Securities other than shares | 3 | FAS | |
| 0 | 0 | 0 | 4 | 0 | 150 | 150 | 150 | 0 | 0 | Short-term | 331 | FAS | |
| 129 | 0 | 118 | 435 | 41 | 11.544 | 10.647 | 9.146 | 1.500 | 897 | Long-term | 332 | FAS | |
| 4 | 0 | 0 | 9 | 0 | 2.77 | 2.59 | 2.09 | 50 | 17 | Financial derivatives | 34 | FAS | |
| 751 | 6 | 0 | 705 | 3 | 17.538 | 16.646 | 12.998 | 3.648 | 892 | Loans | 4 | FAS | |
| 2 | 0 | 0 | 271 | 2 | 1.064 | 926 | 671 | 255 | 138 | Short-term | 41 | FAS | |
| 749 | 5 | 0 | 434 | 1 | 16.474 | 15.720 | 12.327 | 3.393 | 753 | Long-term | 42 | FAS | |
| 9.258 | 524 | 886 | 10.087 | 86 | 8.453 | 6.525 | 6.058 | 467 | 1.928 | Shares and other equity | 5 | FAS | |
| 901 | 4 | 392 | 14.10 | 3 | 597 | 267 | 200 | 67 | 330 | Quoted shares | 511 | FAS | |
| 4.777 | 63 | 294 | 10.57 | 52 | 3.176 | 2.508 | 2.420 | 88 | 668 | Unquoted shares | 512 | FAS | |
| 3.543 | 454 | 117 | 5.276 | 25 | 4.664 | 3.740 | 3.429 | 311 | 924 | Other equity | 513 | FAS | |
| 37 | 4 | 83 | 2.344 | 6 | 16 | 10 | 10 | 1 | 6 | Mutual funds shares | 52 | FAS | |
| 6 | 0 | 2 | 4.303 | 1 | 192 | 131 | 41 | 90 | 61 | Insurance technical reserves | 6 | FAS | |
| 0 | 0 | 0 | 2.335 | 0 | 1 | 1 | 0 | 0 | 0 | Life insurance reserves | 611 | FAS | |
| 0 | 0 | 0 | 1.240 | 0 | 2 | 0 | 0 | 0 | 2 | Pension fund reserves | 612 | FAS | |
| 6 | 0 | 2 | 728 | 1 | 189 | 130 | 40 | 90 | 59 | Other technical reserves | 62 | FAS | |
| 1.816 | 372 | 355 | 2.181 | 81 | 5.187 | 3.591 | 3.036 | 555 | 1.595 | Other accounts receivable | 7 | FAS | |
| 205 | 179 | 20 | 537 | 20 | 4.663 | 3.381 | 2.845 | 536 | 1.282 | Trade credits and advances | 71 | FAS | |
| 1.611 | 194 | 334 | 1.644 | 61 | 524 | 210 | 191 | 20 | 314 | Other | 79 | FAS | |
| 17.361 | 1.190 | 747 | 12.451 | 136 | 33.437 | 20.166 | 17.496 | 2.670 | 13.271 | Liabilities | F | LIA | |
| 123 | 0 | 0 | 0 | 0 | 6.080 | 4.873 | 4.721 | 151 | 1.207 | Currency and deposits | 2 | LIA | |
| 49 | 0 | 0 | 0 | 0 | 598 | 4 | 0 | 4 | 595 | Currency | 21 | LIA | |
| 0 | 0 | 0 | 0 | 0 | 568 | 431 | 374 | 57 | 136 | Transferable deposits | 22 | LIA | |
| 74 | 0 | 0 | 0 | 0 | 4.914 | 4.438 | 4.347 | 91 | 476 | Other deposits | 29 | LIA | |
| 14.242 | 0 | 0 | 0 | 0 | 9.523 | 8.425 | 7.282 | 1.143 | 1.098 | Securities other than shares | 3 | LIA | |
| 28 | 0 | 0 | 0 | 0 | 310 | 302 | 295 | 7 | 8 | Short-term | 331 | LIA | |
| 14.213 | 0 | 0 | 0 | 0 | 9.025 | 7.947 | 6.861 | 1.086 | 1.078 | Long-term | 332 | LIA | |
| 0 | 0 | 0 | 0 | 0 | 188 | 176 | 126 | 50 | 12 | Financial derivatives | 34 | LIA | |
| 1.113 | 691 | 52 | 10.959 | 105 | 5.591 | 1.928 | 1.567 | 361 | 3.663 | Loans | 4 | LIA | |
| 20 | 20 | 0 | 1.248 | 35 | 2.126 | 900 | 675 | 225 | 1.226 | Short-term | 41 | LIA | |
| 1.094 | 671 | 52 | 9.711 | 70 | 3.465 | 1.028 | 892 | 136 | 2.438 | Long-term | 42 | LIA | |
| 74 | 0 | 458 | 0 | 0 | 6.392 | 1.983 | 1.739 | 244 | 4.409 | Shares and other equity | 5 | LIA | |
| 0 | 0 | 0 | 0 | 0 | 1.730 | 502 | 386 | 116 | 1.228 | Quoted shares | 511 | LIA | |
| 34 | 0 | 458 | 0 | 0 | 666 | 204 | 155 | 49 | 462 | Unquoted shares | 512 | LIA | |
| 39 | 0 | 0 | 0 | 0 | 3.021 | 542 | 476 | 66 | 2.478 | Other equity | 513 | LIA | |
| 0 | 0 | 0 | 0 | 0 | 974 | 734 | 721 | 13 | 240 | Mutual funds shares | 52 | LIA | |
| 0 | 0 | 0 | 0 | 0 | 108 | 104 | 92 | 12 | 4 | Insurance technical reserves | 6 | LIA | |
| 0 | 0 | 0 | 0 | 0 | 91 | 90 | 81 | 9 | 1 | Life insurance reserves | 611 | LIA | |
| 0 | 0 | 0 | 0 | 0 | 0 | 0 | 0 | 0 | 0 | Pension fund reserves | 612 | LIA | |
| 0 | 0 | 0 | 0 | 0 | 17 | 14 | 11 | 3 | 3 | Other technical reserves | 62 | LIA | |
| 1.810 | 500 | 237 | 1.492 | 32 | 5.743 | 2.854 | 2.096 | 758 | 2.889 | Other accounts payable | 7 | LIA | |
| 691 | 255 | 53 | 1.007 | 26 | 5.257 | 2.601 | 1.877 | 723 | 2.657 | Trade credits and advances | 71 | LIA | |
| 1.119 | 244 | 184 | 485 | 5 | 486 | 253 | 219 | 35 | 233 | Other | 79 | LIA | |
| -1.536 | 47 | 773 | 24.900 | 386 | 16.278 | 23.778 | 20.051 | 3.727 | -7.501 | Net financial assets | | NETO | |
| Centralna država/ Central government | Lokalna država/ Local government | Skladi socialne varnosti/ Social security funds | Gospodinjstva/ Households | Nepr. instit. ki opravljajo storitve za gospod./ Non-profit institutions serving households | Tujina/ Rest of the world | EU/ European Union | EMU/ Members of the EMU | Ostale članice EU/ European Union, not EMU | Ostali (izven EU)/ Others (not EU) | | | | |
| S1311 | S1313 | S1314 | S14 | S15 | S2 | S21 | S2111 | S2112 | S22 | | | | |

A.2.10.

A.2.11. Konsolidirani finančni računi - transakcije 2012

v mio EUR

| Vrsta post. | Oznaka | Finančni instrumenti | Institucionalni sektorji | | | | | | | | |
|-------------|--------|--|--|--|--|----------------------------------|--|--|--|--|-------------------------------|
| | | | S1 | S11 | S12 | S121 | S122 | S123 | S124 | S125 | S13 |
| FSR | F | Finančna sredstva | 222 | -709 | -760 | 2353 | -909 | -547 | -45 | 200 | 831 |
| FSR | 1 | Monetarno zlato in SDR | -1 | 0 | -1 | -1 | 0 | 0 | 0 | 0 | 0 |
| FSR | 2 | Gotovina in vloge | 919 | -126 | 12 | 4 | 122 | 79 | -33 | -211 | -72 |
| FSR | 21 | Gotovina | 1219 | -15 | 1 | 0 | 21 | 0 | -1 | 0 | 0 |
| FSR | 22 | Prenosljive vloge | 128 | 65 | -62 | 0 | 273 | -10 | 3 | 30 | 58 |
| FSR | 29 | Druge vloge | -428 | -176 | 73 | 4 | -172 | 89 | -36 | -242 | -130 |
| FSR | 3 | Vrednostni papirji razen delnic | -38 | -45 | 45 | 128 | -499 | -12 | 1 | 222 | 0 |
| FSR | 331 | Kratkoročni | 304 | 0 | 283 | 0 | 163 | 6 | 0 | 119 | 7 |
| FSR | 332 | Dolgoročni | -147 | -8 | -81 | 142 | -515 | -14 | 1 | 102 | -5 |
| FSR | 34 | Izvedeni finančni instrumenti | -195 | -37 | -156 | -15 | -147 | -3 | 0 | 0 | -1 |
| FSR | 4 | Posojila | -257 | -171 | -1091 | 2220 | -770 | -499 | 5 | -13 | 981 |
| FSR | 41 | Kratkoročna | -108 | -170 | 64 | 0 | -64 | -7 | 4 | 1 | 1 |
| FSR | 42 | Dolgoročna | -149 | 0 | -1155 | 2220 | -706 | -492 | 1 | -14 | 980 |
| FSR | 5 | Delnice in drug lastniški kapital | 116 | -93 | 211 | 5 | 136 | -82 | -10 | 196 | 64 |
| FSR | 511 | Delnice, ki kotirajo | -73 | -19 | 21 | 0 | 81 | -71 | -2 | 13 | -13 |
| FSR | 512 | Delnice, ki ne kotirajo | 125 | -19 | -1 | 0 | 48 | -38 | -5 | -6 | 137 |
| FSR | 513 | Drug lastniški kapital | 7 | -33 | 78 | 5 | 59 | 42 | -1 | 17 | -70 |
| FSR | 52 | Delnice/enote investicijskih skladov | 58 | -22 | 113 | 0 | -52 | -15 | -2 | 173 | 9 |
| FSR | 6 | Zavarovalno tehnične rezervacije | -20 | -11 | 24 | 0 | -4 | 0 | 0 | 24 | -5 |
| FSR | 611 | Rezervacije iz življenjskih zavarovanj | 103 | 0 | 0 | 0 | 0 | 0 | 0 | 0 | 0 |
| FSR | 612 | Rezervacije iz pokojninskih zavarovanj | -99 | 0 | 0 | 0 | 0 | 0 | 0 | 0 | 0 |
| FSR | 62 | Druge tehnične rezervacije | -24 | -11 | 24 | 0 | -4 | 0 | 0 | 24 | -5 |
| FSR | 7 | Druge terjatve | -498 | -264 | 39 | -2 | 107 | -33 | -7 | -18 | -138 |
| FSR | 71 | Trgovinski krediti in avansi | -300 | -177 | -52 | 0 | -6 | -40 | -8 | 4 | -12 |
| FSR | 79 | Drugo | -197 | -88 | 91 | -2 | 113 | 7 | 1 | -22 | -126 |
| OBV | F | Obveznosti | -1041 | -1036 | -1936 | 2139 | -1812 | -452 | -13 | 14 | 2275 |
| OBV | 2 | Gotovina in vloge | 686 | 0 | 695 | 2148 | -1505 | 0 | 0 | 0 | -10 |
| OBV | 21 | Gotovina | 83 | 0 | 82 | 102 | 0 | 0 | 0 | 0 | 1 |
| OBV | 22 | Prenosljive vloge | 1966 | 0 | 1965 | 2024 | 299 | 0 | 0 | 0 | 0 |
| OBV | 29 | Druge vloge | -1364 | 0 | -1353 | 22 | -1804 | 0 | 0 | 0 | -11 |
| OBV | 3 | Vrednostni papirji razen delnic | -400 | -49 | -1497 | -20 | -1668 | -7 | 2 | -9 | 1142 |
| OBV | 331 | Kratkoročni | 722 | 39 | 0 | 0 | 5 | 1 | 0 | 0 | 680 |
| OBV | 332 | Dolgoročni | -849 | 17 | -1328 | 0 | -1524 | 0 | 2 | -9 | 462 |
| OBV | 34 | Izvedeni finančni instrumenti | -273 | -105 | -169 | -20 | -149 | -9 | 0 | 0 | 0 |
| OBV | 4 | Posojila | -1102 | -807 | -1088 | 0 | 1310 | -341 | -9 | -14 | 1100 |
| OBV | 41 | Kratkoročna | -20 | 123 | -72 | 0 | 0 | -175 | -14 | -13 | -6 |
| OBV | 42 | Dolgoročna | -1083 | -930 | -1016 | 0 | 1310 | -166 | 5 | 0 | 1106 |
| OBV | 5 | Delnice in drug lastniški kapital | -54 | 7 | -61 | 0 | 35 | -85 | 0 | 23 | 0 |
| OBV | 511 | Delnice, ki kotirajo | 27 | 25 | 2 | 0 | 1 | -1 | 0 | 0 | 0 |
| OBV | 512 | Delnice, ki ne kotirajo | 50 | 16 | 33 | 0 | 37 | -1 | 0 | -3 | 0 |
| OBV | 513 | Drug lastniški kapital | -66 | -35 | -31 | 0 | 0 | 14 | 0 | 0 | 0 |
| OBV | 52 | Delnice/enote investicijskih skladov | -66 | 0 | -66 | 0 | -3 | -98 | 0 | 26 | 0 |
| OBV | 6 | Zavarovalno tehnične rezervacije | -7 | 0 | -7 | 0 | 0 | 0 | 0 | -12 | 0 |
| OBV | 611 | Rezervacije iz življenjskih zavarovanj | 99 | 0 | 99 | 0 | 0 | 0 | 0 | 99 | 0 |
| OBV | 612 | Rezervacije iz pokojninskih zavarovanj | -99 | 0 | -99 | 0 | 0 | 0 | 0 | -99 | 0 |
| OBV | 62 | Druge tehnične rezervacije | -8 | 0 | -8 | 0 | 0 | 0 | 0 | -12 | 0 |
| OBV | 7 | Druge obveznosti | -162 | -187 | 21 | 11 | 17 | -18 | -6 | 26 | 42 |
| OBV | 71 | Trgovinski krediti in avansi | 133 | 165 | 14 | 0 | -5 | -16 | -1 | 37 | 20 |
| OBV | 79 | Drugo | -296 | -353 | 7 | 10 | 21 | -2 | -5 | -11 | 22 |
| NETO | | Neto finančna sredstva | 1263 | 327 | 1176 | 214 | 903 | -96 | -31 | 187 | -1444 |
| | | | Gospodarstvo Slovenije/ Total economy | Netofinančne družbe/ Non-financial corporations | Finančne družbe/ Financial corporations | Centralna banka/ Central Bank | Druge denarne finančne institucije/ Other monetary financial institutions | Druge finančni posredniki/ Other financial intermediaries | Izvajalci pomožnih finančnih dejavnosti/ Financial auxiliaries | Zavarovalnice in pokojninski skladi/ Insurance corporations and pension funds | Država/ General government |
| | | | S1 | S11 | S12 | S121 | S122 | S123 | S124 | S125 | S13 |

Consolidated financial accounts - transactions 2012 A.2.11.

EUR millions

| Institutional sectors | | | | | | | | | | | Financial instruments | Code | Item type |
|---|-------------------------------------|--|------------------------------|---|------------------------------|-----------------------|----------------------------|---|---------------------------------------|------------------------------|-----------------------|------|-----------|
| S1311 | S1313 | S1314 | S14 | S15 | S2 | S21 | S2111 | S2112 | S22 | | | | |
| 890 | 70 | -98 | 865 | -5 | 119 | -1816 | -1727 | -89 | 1935 | Financial assets | F | FAS | |
| 0 | 0 | 0 | 0 | 0 | 1 | 0 | 0 | 0 | 1 | Monetary gold and SDRs | 1 | FAS | |
| -26 | 43 | -106 | 1100 | 4 | 1071 | 1016 | 1043 | -27 | 56 | Currency and deposits | 2 | FAS | |
| 0 | 0 | 0 | 1233 | 0 | 121 | 121 | 121 | 0 | 0 | Currency | 21 | FAS | |
| 25 | 34 | -2 | 65 | 2 | 1811 | 1771 | 1775 | -4 | 40 | Transferable deposits | 22 | FAS | |
| -51 | 8 | -104 | -198 | 2 | -861 | -876 | -853 | -23 | 15 | Other deposits | 29 | FAS | |
| 9 | 0 | 38 | -31 | -8 | -649 | -1873 | -1861 | -12 | 1224 | Securities other than shares | 3 | FAS | |
| 2 | 0 | 5 | 14 | 0 | 280 | 270 | 245 | 25 | 10 | Short-term | 331 | FAS | |
| 9 | 0 | 33 | -45 | -8 | -797 | -2014 | -1992 | -23 | 1218 | Long-term | 332 | FAS | |
| -1 | 0 | 0 | -1 | 0 | -133 | -128 | -114 | -14 | -4 | Financial derivatives | 34 | FAS | |
| 985 | -1 | 2 | 22 | 1 | -657 | -1190 | -977 | -213 | 533 | Loans | 4 | FAS | |
| 1 | 0 | 2 | -5 | 2 | 144 | -33 | -47 | 14 | 177 | Short-term | 41 | FAS | |
| 984 | 0 | 0 | 27 | -1 | -802 | -1157 | -930 | -227 | 355 | Long-term | 42 | FAS | |
| 74 | 5 | -15 | -67 | 1 | 179 | 44 | 6 | 39 | 135 | Shares and other equity | 5 | FAS | |
| -9 | 0 | -4 | -62 | 0 | 157 | 48 | 20 | 27 | 110 | Quoted shares | 511 | FAS | |
| 137 | 0 | 0 | 8 | 1 | 58 | 32 | 29 | 3 | 27 | Unquoted shares | 512 | FAS | |
| -64 | 8 | -13 | 31 | 0 | -41 | -38 | -45 | 7 | -2 | Other equity | 513 | FAS | |
| 11 | -3 | 1 | -43 | 0 | 4 | 3 | 2 | 1 | 1 | Mutual funds shares | 52 | FAS | |
| -4 | 0 | 0 | -29 | 0 | 41 | 31 | -18 | 48 | 10 | Insurance technical reserves | 6 | FAS | |
| 0 | 0 | 0 | 103 | 0 | 0 | 0 | 0 | 0 | 0 | Life insurance reserves | 611 | FAS | |
| 0 | 0 | 0 | -99 | 0 | 0 | 0 | 0 | 0 | 0 | Pension fund reserves | 612 | FAS | |
| -4 | 0 | 0 | -33 | 0 | 41 | 30 | -18 | 48 | 10 | Other technical reserves | 62 | FAS | |
| -150 | 24 | -16 | -132 | -3 | 133 | 156 | 80 | 76 | -23 | Other accounts receivable | 7 | FAS | |
| -3 | -10 | 2 | -60 | -1 | 326 | 161 | 78 | 83 | 166 | Trade credits and advances | 71 | FAS | |
| -147 | 34 | -17 | -72 | -2 | -193 | -4 | 2 | -7 | -189 | Other | 79 | FAS | |
| 2275 | 7 | 24 | -342 | -1 | 1382 | 1483 | 1503 | -20 | -101 | Liabilities | F | LIA | |
| -27 | 0 | 0 | 0 | 0 | 1305 | 1271 | 1025 | 245 | 34 | Currency and deposits | 2 | LIA | |
| 1 | 0 | 0 | 0 | 0 | 1257 | 1075 | 1072 | 3 | 182 | Currency | 21 | LIA | |
| 0 | 0 | 0 | 0 | 0 | -27 | -2 | 11 | -14 | -25 | Transferable deposits | 22 | LIA | |
| -28 | 0 | 0 | 0 | 0 | 74 | 198 | -58 | 256 | -124 | Other deposits | 29 | LIA | |
| 1189 | 0 | 0 | 3 | 0 | -287 | -192 | -13 | -179 | -94 | Securities other than shares | 3 | LIA | |
| 680 | 0 | 0 | 2 | 0 | -137 | -133 | -135 | 2 | -5 | Short-term | 331 | LIA | |
| 509 | 0 | 0 | 0 | 0 | -95 | -2 | 170 | -172 | -93 | Long-term | 332 | LIA | |
| 0 | 0 | 0 | 0 | 0 | -54 | -57 | -48 | -9 | 3 | Financial derivatives | 34 | LIA | |
| 1083 | 23 | -1 | -303 | -5 | 188 | 400 | 467 | -67 | -212 | Loans | 4 | LIA | |
| 0 | -4 | 0 | -64 | -1 | 56 | -126 | -84 | -41 | 182 | Short-term | 41 | LIA | |
| 1083 | 27 | -1 | -239 | -4 | 132 | 526 | 551 | -25 | -394 | Long-term | 42 | LIA | |
| 0 | 0 | 0 | 0 | 0 | 350 | 111 | 134 | -23 | 239 | Shares and other equity | 5 | LIA | |
| 0 | 0 | 0 | 0 | 0 | 57 | -134 | -119 | -15 | 191 | Quoted shares | 511 | LIA | |
| 0 | 0 | 0 | 0 | 0 | 133 | 148 | 145 | 2 | -14 | Unquoted shares | 512 | LIA | |
| 0 | 0 | 0 | 0 | 0 | 32 | -20 | -10 | -10 | 51 | Other equity | 513 | LIA | |
| 0 | 0 | 0 | 0 | 0 | 128 | 117 | 118 | -1 | 11 | Mutual funds shares | 52 | LIA | |
| 0 | 0 | 0 | 0 | 0 | 28 | 27 | 14 | 13 | 2 | Insurance technical reserves | 6 | LIA | |
| 0 | 0 | 0 | 0 | 0 | 4 | 4 | 3 | 0 | 0 | Life insurance reserves | 611 | LIA | |
| 0 | 0 | 0 | 0 | 0 | 0 | 0 | 0 | 0 | 0 | Pension fund reserves | 612 | LIA | |
| 0 | 0 | 0 | 0 | 0 | 24 | 23 | 10 | 12 | 2 | Other technical reserves | 62 | LIA | |
| 30 | -16 | 24 | -42 | 4 | -202 | -134 | -125 | -9 | -68 | Other accounts payable | 7 | LIA | |
| 37 | -21 | 4 | -67 | 0 | -108 | -55 | -51 | -4 | -53 | Trade credits and advances | 71 | LIA | |
| -7 | 5 | 20 | 24 | 4 | -95 | -79 | -74 | -5 | -16 | Other | 79 | LIA | |
| -1385 | 63 | -122 | 1207 | -4 | -1263 | -3299 | -3230 | -69 | 2036 | Net financial assets | | NETO | |
| Centralna država/ Central government | Lokalna država/ Local government | Skladi socialne varnosti/ Social security funds | Gospodinjstva/ Households | Nepr. instit., ki opravljajo storitve za gospod./ Non-profit institutions serving households | Tujina/ Rest of the world | EU/ European Union | EMU/ Members of the EMU | Ostale članice EU/ European Union, not EMU | Ostali (izven EU)/ Others (not EU) | | | | |
| S1311 | S1313 | S1314 | S14 | S15 | S2 | S21 | S2111 | S2112 | S22 | | | | |

A.2.11.

A.2.12. Konsolidirani finančni računi - vrednostne spremembe 2012

v mio EUR

| Vrsta post. | Oznaka | Finančni instrumenti | Institucionalni sektorji | | | | | | | | |
|-------------|--------|--|--|--|--|----------------------------------|--|--|--|--|-------------------------------|
| | | | S1 | S11 | S12 | S121 | S122 | S123 | S124 | S125 | S13 |
| FSR | F | Finančna sredstva | -1165 | -331 | -362 | -78 | -684 | -94 | -10 | 479 | 288 |
| FSR | 1 | Monetarno zlato in SDR | 0 | 0 | 0 | 0 | 0 | 0 | 0 | 0 | 0 |
| FSR | 2 | Gotovina in vloge | -1321 | -13 | -14 | -2 | -13 | -2 | 2 | 10 | -22 |
| FSR | 21 | Gotovina | -1256 | 0 | -1 | 0 | -1 | 0 | 0 | 0 | 0 |
| FSR | 22 | Prenosljive vloge | 207 | 188 | 5 | 1 | 4 | 18 | 1 | 47 | 41 |
| FSR | 29 | Druge vloge | -272 | -201 | -18 | -3 | -16 | -21 | 1 | -37 | -62 |
| FSR | 3 | Vrednostni papirji razen delnic | 297 | 0 | 348 | -76 | 95 | 17 | -1 | 323 | 2 |
| FSR | 331 | Kratkoročni | -105 | -2 | -103 | 0 | -100 | 5 | 0 | -3 | 0 |
| FSR | 332 | Dolgoročni | 279 | -13 | 342 | -92 | 107 | 10 | -1 | 326 | 3 |
| FSR | 34 | Izvedeni finančni instrumenti | 123 | 15 | 109 | 16 | 87 | 1 | 0 | 0 | -1 |
| FSR | 4 | Posojila | -737 | -103 | -649 | -1 | -553 | -84 | -1 | -2 | 2 |
| FSR | 41 | Kratkoročna | -432 | -47 | -404 | 0 | -273 | -108 | -1 | 0 | 0 |
| FSR | 42 | Dolgoročna | -305 | -56 | -245 | -1 | -279 | 24 | 0 | -2 | 2 |
| FSR | 5 | Delnice in drug lastniški kapital | 561 | -117 | -39 | 0 | -219 | 42 | -2 | 87 | 315 |
| FSR | 511 | Delnice, ki kotirajo | 189 | -68 | 50 | 0 | -106 | 111 | 6 | 13 | 227 |
| FSR | 512 | Delnice, ki ne kotirajo | -162 | -30 | -59 | 0 | -37 | -28 | -3 | -12 | -35 |
| FSR | 513 | Drug lastniški kapital | 275 | -20 | -93 | 0 | -81 | -56 | -4 | -5 | 110 |
| FSR | 52 | Delnice/enote investicijskih skladov | 259 | 2 | 63 | 0 | 5 | 16 | -1 | 92 | 12 |
| FSR | 6 | Zavarovalno tehnične rezervacije | 131 | -16 | 0 | 0 | 0 | 0 | 0 | 0 | -3 |
| FSR | 611 | Rezervacije iz življenjskih zavarovanj | 98 | 0 | 0 | 0 | 0 | 0 | 0 | 0 | 0 |
| FSR | 612 | Rezervacije iz pokojninskih zavarovanj | 47 | 0 | 0 | 0 | 0 | 0 | 0 | 0 | 0 |
| FSR | 62 | Druge tehnične rezervacije | -14 | -16 | 0 | 0 | 0 | 0 | 0 | 0 | -3 |
| FSR | 7 | Druge terjatve | -96 | -83 | -8 | 0 | 6 | -66 | -8 | 61 | -6 |
| FSR | 71 | Trgovinski krediti in avansi | -50 | -111 | 64 | 0 | 8 | -3 | 1 | 58 | -2 |
| FSR | 79 | Drugo | -45 | 28 | -72 | 0 | -2 | -63 | -10 | 3 | -4 |
| OBV | F | Obveznosti | 727 | -84 | -159 | 141 | -779 | 25 | -31 | 460 | 980 |
| OBV | 2 | Gotovina in vloge | -156 | 0 | -155 | -1 | -146 | 0 | 0 | 0 | 0 |
| OBV | 21 | Gotovina | 0 | 0 | 0 | 0 | 0 | 0 | 0 | 0 | 0 |
| OBV | 22 | Prenosljive vloge | 206 | 0 | 206 | 2 | 271 | 0 | 0 | 0 | 0 |
| OBV | 29 | Druge vloge | -362 | 0 | -362 | -3 | -416 | 0 | 0 | 0 | 0 |
| OBV | 3 | Vrednostni papirji razen delnic | 964 | 98 | -105 | 16 | -108 | -3 | 0 | 0 | 975 |
| OBV | 331 | Kratkoročni | 8 | 5 | 1 | 0 | 6 | 0 | 0 | 0 | 4 |
| OBV | 332 | Dolgoročni | 727 | 9 | -245 | 0 | -237 | 0 | 0 | 0 | 964 |
| OBV | 34 | Izvedeni finančni instrumenti | 229 | 83 | 139 | 16 | 122 | -3 | 0 | 0 | 7 |
| OBV | 4 | Posojila | -620 | -482 | -143 | 0 | -103 | -23 | -9 | 0 | 5 |
| OBV | 41 | Kratkoročna | -463 | -383 | -62 | 0 | 0 | -38 | -3 | 0 | 4 |
| OBV | 42 | Dolgoročna | -158 | -100 | -81 | 0 | -103 | 15 | -6 | 0 | 1 |
| OBV | 5 | Delnice in drug lastniški kapital | 369 | 275 | 90 | 126 | -439 | 55 | -13 | 310 | 3 |
| OBV | 511 | Delnice, ki kotirajo | 96 | 68 | 28 | 0 | -148 | -4 | -5 | 158 | 0 |
| OBV | 512 | Delnice, ki ne kotirajo | -138 | 91 | -229 | 0 | -291 | -4 | -9 | 54 | 0 |
| OBV | 513 | Drug lastniški kapital | 233 | 116 | 113 | 126 | 0 | -72 | 1 | 6 | 3 |
| OBV | 52 | Delnice/enote investicijskih skladov | 178 | 0 | 178 | 0 | 0 | 135 | 0 | 92 | 0 |
| OBV | 6 | Zavarovalno tehnične rezervacije | 133 | 0 | 133 | 0 | 0 | 0 | 0 | 132 | 0 |
| OBV | 611 | Rezervacije iz življenjskih zavarovanj | 94 | 0 | 94 | 0 | 0 | 0 | 0 | 94 | 0 |
| OBV | 612 | Rezervacije iz pokojninskih zavarovanj | 47 | 0 | 47 | 0 | 0 | 0 | 0 | 47 | 0 |
| OBV | 62 | Druge tehnične rezervacije | -8 | 0 | -8 | 0 | 0 | 0 | 0 | -9 | 0 |
| OBV | 7 | Druge obveznosti | 38 | 25 | 22 | 0 | 16 | -5 | -9 | 19 | -2 |
| OBV | 71 | Trgovinski krediti in avansi | 8 | -27 | 23 | 0 | 1 | -1 | 1 | 22 | 4 |
| OBV | 79 | Drugo | 31 | 53 | -1 | 0 | 16 | -4 | -10 | -3 | -7 |
| NETO | | Neto finančna sredstva | -1892 | -246 | -202 | -219 | 95 | -118 | 22 | 18 | -692 |
| | | | Gospodarstvo Slovenije/ Total economy | Netofinančne družbe/ Non-financial corporations | Finančne družbe/ Financial corporations | Centralna banka/ Central Bank | Druge denarne finančne institucije/ Other monetary financial institutions | Druge finančni posredniki/ Other financial intermediaries | Izvajalci pomožnih finančnih dejavnosti/ Financial auxiliaries | Zavarovalnice in pokojninski skladi/ Insurance corporations and pension funds | Država/ General government |
| | | | S1 | S11 | S12 | S121 | S122 | S123 | S124 | S125 | S13 |

Consolidated financial accounts - revaluation changes 2012 A.2.12.

EUR millions

| Institutional sectors | | | | | | | | | | | Financial instruments | Code | Item type | |
|---|-------------------------------------|--|------------------------------|--|------------------------------|-----------------------|----------------------------|---|---------------------------------------|--|------------------------------|------|-----------|--|
| S1311 | S1313 | S1314 | S14 | S15 | S2 | S21 | S2111 | S2112 | S22 | | | | | |
| 130 | 8 | 121 | -760 | 0 | 662 | 886 | 407 | 479 | -224 | | Financial assets | F | FAS | |
| 0 | 0 | 0 | 0 | 0 | -1 | 0 | 0 | 0 | -1 | | Monetary gold and SDRs | 1 | FAS | |
| -36 | 9 | 5 | -1269 | -4 | -98 | -105 | -106 | 2 | 7 | | Currency and deposits | 2 | FAS | |
| 0 | 0 | 0 | -1256 | 0 | 0 | 0 | 0 | 0 | 0 | | Currency | 21 | FAS | |
| 21 | 17 | 2 | -22 | -5 | 1 | 4 | 4 | 0 | -4 | | Transferable deposits | 22 | FAS | |
| -57 | -8 | 3 | 9 | 1 | -99 | -109 | -110 | 1 | 10 | | Other deposits | 29 | FAS | |
| -3 | 0 | 13 | -52 | -1 | 840 | 924 | 370 | 554 | -85 | | Securities other than shares | 3 | FAS | |
| 0 | 0 | 0 | 0 | 0 | 2 | 2 | 2 | 0 | 0 | | Short-term | 331 | FAS | |
| -2 | 0 | 13 | -52 | -1 | 713 | 797 | 254 | 542 | -83 | | Long-term | 332 | FAS | |
| -1 | 0 | 0 | 0 | 0 | 125 | 126 | 114 | 12 | -1 | | Financial derivatives | 34 | FAS | |
| 2 | 0 | 0 | 12 | 0 | 42 | 57 | 135 | -79 | -15 | | Loans | 4 | FAS | |
| 0 | 0 | 0 | 18 | 0 | -40 | -38 | -12 | -26 | -2 | | Short-term | 41 | FAS | |
| 2 | 0 | 0 | -6 | 0 | 82 | 95 | 147 | -52 | -13 | | Long-term | 42 | FAS | |
| 172 | -1 | 111 | 398 | 4 | -211 | -40 | -61 | 21 | -171 | | Shares and other equity | 5 | FAS | |
| 172 | 0 | 55 | -20 | 1 | -87 | -20 | -14 | -6 | -66 | | Quoted shares | 511 | FAS | |
| -109 | -2 | 42 | -38 | 0 | -13 | -54 | -50 | -4 | 41 | | Unquoted shares | 512 | FAS | |
| 105 | 1 | 4 | 275 | 3 | -112 | 34 | 4 | 30 | -146 | | Other equity | 513 | FAS | |
| 3 | 0 | 9 | 182 | 1 | 1 | 0 | 0 | 0 | 1 | | Mutual funds shares | 52 | FAS | |
| -1 | 0 | -2 | 149 | 0 | 6 | -3 | -1 | -1 | 9 | | Insurance technical reserves | 6 | FAS | |
| 0 | 0 | 0 | 98 | 0 | 0 | 0 | 0 | 0 | 0 | | Life insurance reserves | 611 | FAS | |
| 0 | 0 | 0 | 47 | 0 | 0 | 0 | 0 | 0 | 0 | | Pension fund reserves | 612 | FAS | |
| -1 | 0 | -2 | 4 | 0 | 6 | -3 | -1 | -1 | 9 | | Other technical reserves | 62 | FAS | |
| -4 | 0 | -6 | 1 | 0 | 84 | 52 | 70 | -18 | 32 | | Other accounts receivable | 7 | FAS | |
| -4 | 2 | 0 | -2 | 0 | -11 | -1 | 21 | -22 | -10 | | Trade credits and advances | 71 | FAS | |
| 0 | -2 | -6 | 3 | 0 | 96 | 53 | 49 | 4 | 42 | | Other | 79 | FAS | |
| 970 | 0 | -19 | -6 | -4 | -1229 | -814 | -846 | 32 | -415 | | Liabilities | F | LIA | |
| 0 | 0 | 0 | 0 | 0 | -1264 | -1078 | -1092 | 14 | -186 | | Currency and deposits | 2 | LIA | |
| 0 | 0 | 0 | 0 | 0 | -1256 | -1073 | -1072 | 0 | -184 | | Currency | 21 | LIA | |
| 0 | 0 | 0 | 0 | 0 | 2 | 1 | -10 | 12 | 0 | | Transferable deposits | 22 | LIA | |
| 0 | 0 | 0 | 0 | 0 | -9 | -7 | -9 | 2 | -2 | | Other deposits | 29 | LIA | |
| 982 | 0 | 0 | -3 | 0 | 173 | 215 | 189 | 26 | -42 | | Securities other than shares | 3 | LIA | |
| 4 | 0 | 0 | -2 | 0 | -110 | -110 | -109 | -1 | 0 | | Short-term | 331 | LIA | |
| 972 | 0 | 0 | 0 | 0 | 265 | 299 | 254 | 45 | -34 | | Long-term | 332 | LIA | |
| 7 | 0 | 0 | 0 | 0 | 19 | 26 | 44 | -18 | -7 | | Financial derivatives | 34 | LIA | |
| 7 | -2 | 0 | 0 | 0 | -75 | -15 | -16 | 1 | -60 | | Loans | 4 | LIA | |
| 6 | -2 | 0 | -17 | -5 | -9 | 8 | 6 | 2 | -17 | | Short-term | 41 | LIA | |
| 1 | -1 | 0 | 17 | 4 | -66 | -23 | -22 | 0 | -43 | | Long-term | 42 | LIA | |
| -9 | 0 | -20 | 0 | 0 | -18 | 56 | 80 | -24 | -75 | | Shares and other equity | 5 | LIA | |
| 0 | 0 | 0 | 0 | 0 | 7 | 43 | 39 | 4 | -36 | | Quoted shares | 511 | LIA | |
| -12 | 0 | -20 | 0 | 0 | -37 | -67 | -34 | -34 | 30 | | Unquoted shares | 512 | LIA | |
| 3 | 0 | 0 | 0 | 0 | -69 | 19 | 15 | 4 | -89 | | Other equity | 513 | LIA | |
| 0 | 0 | 0 | 0 | 0 | 82 | 61 | 60 | 1 | 20 | | Mutual funds shares | 52 | LIA | |
| 0 | 0 | 0 | 0 | 0 | 4 | 4 | 4 | 1 | 0 | | Insurance technical reserves | 6 | LIA | |
| 0 | 0 | 0 | 0 | 0 | 4 | 4 | 4 | 0 | 0 | | Life insurance reserves | 611 | LIA | |
| 0 | 0 | 0 | 0 | 0 | 0 | 0 | 0 | 0 | 0 | | Pension fund reserves | 612 | LIA | |
| 0 | 0 | 0 | 0 | 0 | 0 | 0 | 0 | 0 | 0 | | Other technical reserves | 62 | LIA | |
| -10 | 3 | 1 | -3 | -3 | -50 | 3 | -11 | 14 | -53 | | Other accounts payable | 7 | LIA | |
| 4 | 0 | 0 | 7 | 1 | -69 | -10 | -22 | 12 | -60 | | Trade credits and advances | 71 | LIA | |
| -15 | 3 | 1 | -10 | -4 | 19 | 13 | 11 | 2 | 7 | | Other | 79 | LIA | |
| -840 | 8 | 140 | -754 | 3 | 1891 | 1700 | 1253 | 447 | 191 | | Net financial assets | | NETO | |
| Centralna država/ Central government | Lokalna država/ Local government | Skladi socialne varnosti/ Social security funds | Gospodinjstva/ Households | Nepr. instit. ki opravljajo storitve za gospod./ Non-profit institutions serving households | Tujina/ Rest of the world | EU/ European Union | EMU/ Members of the EMU | Ostale članice EU/ European Union, not EMU | Ostali (izven EU)/ Others (not EU) | | | | | |
| S1311 | S1313 | S1314 | S14 | S15 | S2 | S21 | S2111 | S2112 | S22 | | | | | |

A.2.12.

A.2.13. Konsolidirani finančni računi - stanja 2012 (konec leta)

v mio EUR

| Vrsta post. | Oznaka | Finančni instrumenti | Institucionalni sektorji | | | | | | | | |
|-------------|--------|--|--|--|--|----------------------------------|--|--|--|--|-------------------------------|
| | | | S1 | S11 | S12 | S121 | S122 | S123 | S124 | S125 | S13 |
| FSR | F | Finančna sredstva | 137.566 | 18.532 | 62.164 | 12.451 | 45.540 | 6.449 | 274 | 7.870 | 18.896 |
| FSR | 1 | Monetarno zlato in SDR | 371 | 0 | 371 | 371 | 0 | 0 | 0 | 0 | 0 |
| FSR | 2 | Gotovina in vloge | 32.702 | 4.048 | 4.641 | 3.442 | 2.930 | 337 | 63 | 950 | 4.243 |
| FSR | 21 | Gotovina | 4.106 | 69 | 23 | 0 | 283 | 0 | 0 | 1 | 0 |
| FSR | 22 | Prenosljive vloge | 9.355 | 2.108 | 354 | 5 | 1.678 | 137 | 42 | 97 | 415 |
| FSR | 29 | Druge vloge | 19.241 | 1.872 | 4.264 | 3.437 | 968 | 200 | 21 | 852 | 3.828 |
| FSR | 3 | Vrednostni papirji razen delnic | 16.031 | 177 | 15.233 | 4.795 | 6.270 | 276 | 7 | 4.424 | 223 |
| FSR | 331 | Kratkoročni | 563 | 13 | 524 | 0 | 366 | 21 | 1 | 151 | 7 |
| FSR | 332 | Dolgoročni | 15.186 | 159 | 14.441 | 4.794 | 5.647 | 247 | 6 | 4.268 | 215 |
| FSR | 34 | Izvedeni finančni instrumenti | 283 | 6 | 267 | 1 | 258 | 9 | 0 | 4 | 2 |
| FSR | 4 | Posojila | 41.267 | 2.233 | 36.633 | 3.739 | 34.829 | 3.484 | 50 | 173 | 1.657 |
| FSR | 41 | Kratkoročna | 10.206 | 1.200 | 8.714 | 0 | 9.037 | 384 | 47 | 18 | 3 |
| FSR | 42 | Dolgoročna | 31.061 | 1.033 | 27.919 | 3.739 | 25.791 | 3.100 | 4 | 154 | 1.654 |
| FSR | 5 | Delnice in drug lastniški kapital | 29.559 | 4.156 | 4.339 | 96 | 1.234 | 2.012 | 94 | 1.994 | 10.556 |
| FSR | 511 | Delnice, ki kotirajo | 5.188 | 232 | 2.113 | 0 | 572 | 1.320 | 23 | 314 | 1.511 |
| FSR | 512 | Delnice, ki ne kotirajo | 7.879 | 1.013 | 1.043 | 21 | 482 | 431 | 40 | 291 | 4.744 |
| FSR | 513 | Drug lastniški kapital | 12.875 | 2.787 | 323 | 75 | 154 | 119 | 24 | 63 | 4.155 |
| FSR | 52 | Delnice/enote investicijskih skladov | 3.617 | 123 | 859 | 0 | 27 | 142 | 8 | 1.326 | 146 |
| FSR | 6 | Zavarovalno tehnične rezervacije | 4.885 | 416 | 42 | 0 | 37 | 1 | 0 | 42 | 2 |
| FSR | 611 | Rezervacije iz življenjskih zavarovanj | 2.536 | 0 | 0 | 0 | 0 | 0 | 0 | 0 | 0 |
| FSR | 612 | Rezervacije iz pokojninskih zavarovanj | 1.189 | 0 | 0 | 0 | 0 | 0 | 0 | 0 | 0 |
| FSR | 62 | Druge tehnične rezervacije | 1.160 | 416 | 42 | 0 | 37 | 1 | 0 | 42 | 2 |
| FSR | 7 | Druge terjatve | 12.750 | 7.502 | 906 | 8 | 240 | 339 | 60 | 288 | 2.215 |
| FSR | 71 | Trgovinski krediti in avansi | 7.808 | 6.453 | 470 | 0 | 6 | 214 | 14 | 240 | 391 |
| FSR | 79 | Drugo | 4.943 | 1.049 | 436 | 8 | 234 | 125 | 46 | 49 | 1.824 |
| OBV | F | Obveznosti | 154.100 | 61.292 | 58.825 | 11.798 | 41.756 | 7.709 | 276 | 7.706 | 21.748 |
| OBV | 2 | Gotovina in vloge | 33.928 | 0 | 33.833 | 10.889 | 26.023 | 0 | 0 | 0 | 96 |
| OBV | 21 | Gotovina | 3.733 | 0 | 3.683 | 3.944 | 0 | 0 | 0 | 0 | 50 |
| OBV | 22 | Prenosljive vloge | 13.627 | 0 | 13.627 | 5.820 | 9.411 | 0 | 0 | 0 | 0 |
| OBV | 29 | Druge vloge | 16.568 | 0 | 16.523 | 1.125 | 16.612 | 0 | 0 | 0 | 45 |
| OBV | 3 | Vrednostni papirji razen delnic | 18.784 | 887 | 15.69 | 0 | 2.075 | 5 | 3 | 25 | 16.328 |
| OBV | 331 | Kratkoročni | 933 | 64 | 156 | 0 | 168 | 1 | 0 | 0 | 712 |
| OBV | 332 | Dolgoročni | 17.452 | 697 | 1.146 | 0 | 1.639 | 0 | 3 | 25 | 15.608 |
| OBV | 34 | Izvedeni finančni instrumenti | 399 | 125 | 267 | 0 | 268 | 4 | 0 | 0 | 7 |
| OBV | 4 | Posojila | 52.485 | 28.783 | 10.067 | 0 | 10.338 | 5.194 | 141 | 35 | 2.879 |
| OBV | 41 | Kratkoročna | 9.201 | 7.655 | 313 | 0 | 0 | 980 | 102 | 3 | 37 |
| OBV | 42 | Dolgoročna | 43.284 | 21.128 | 9.754 | 0 | 10.338 | 4.214 | 39 | 33 | 2.842 |
| OBV | 5 | Delnice in drug lastniški kapital | 31.257 | 23.534 | 7.679 | 859 | 3.116 | 2.297 | 92 | 2.405 | 44 |
| OBV | 511 | Delnice, ki kotirajo | 4.062 | 3.599 | 463 | 0 | 76 | 64 | 0 | 438 | 0 |
| OBV | 512 | Delnice, ki ne kotirajo | 10.338 | 6.762 | 3.574 | 0 | 3.017 | 206 | 39 | 534 | 1 |
| OBV | 513 | Drug lastniški kapital | 14.403 | 13.173 | 1.187 | 859 | 0 | 302 | 54 | 83 | 43 |
| OBV | 52 | Delnice/enote investicijskih skladov | 2.454 | 0 | 2.454 | 0 | 24 | 1.725 | 0 | 1.350 | 0 |
| OBV | 6 | Zavarovalno tehnične rezervacije | 4.983 | 0 | 4.983 | 0 | 0 | 0 | 0 | 5.020 | 0 |
| OBV | 611 | Rezervacije iz življenjskih zavarovanj | 2.439 | 0 | 2.439 | 0 | 0 | 0 | 0 | 2.439 | 0 |
| OBV | 612 | Rezervacije iz pokojninskih zavarovanj | 1.191 | 0 | 1.191 | 0 | 0 | 0 | 0 | 1.191 | 0 |
| OBV | 62 | Druge tehnične rezervacije | 1.354 | 0 | 1.354 | 0 | 0 | 0 | 0 | 1.391 | 0 |
| OBV | 7 | Druge obveznosti | 12.663 | 8.088 | 694 | 49 | 203 | 212 | 40 | 220 | 2.402 |
| OBV | 71 | Trgovinski krediti in avansi | 7.705 | 5.386 | 320 | 1 | 31 | 121 | 20 | 151 | 1.024 |
| OBV | 79 | Drugo | 4.959 | 2.703 | 374 | 48 | 172 | 92 | 19 | 69 | 1.378 |
| NETO | | Neto finančna sredstva | -16.534 | -42.760 | 3.339 | 653 | 3.784 | -1.260 | -2 | 164 | -2.852 |
| | | | Gospodarstvo Slovenije/ Total economy | Netofinančne družbe/ Non-financial corporations | Finančne družbe/ Financial corporations | Centralna banka/ Central Bank | Druge denarne finančne institucije/ Other monetary financial institutions | Druge finančni posredniki/ Other financial intermediaries | Izvajalci pomožnih finančnih dejavnosti/ Financial auxiliaries | Zavarovalnice in pokojninski skladi/ Insurance corporations and pension funds | Država/ General government |
| | | | S1 | S11 | S12 | S121 | S122 | S123 | S124 | S125 | S13 |

Consolidated financial accounts - outstanding amounts 2012 (end of year) A.2.13.
EUR millions

| Institutional sectors | | | | | | | | | | | Financial instruments | Code | Item type | |
|---|-------------------------------------|--|------------------------------|--|------------------------------|-----------------------|----------------------------|---|---------------------------------------|--|------------------------------|------|-----------|--|
| S1311 | S1313 | S1314 | S14 | S15 | S2 | S21 | S2111 | S2112 | S22 | | | | | |
| 16.844 | 1.316 | 1.544 | 37.455 | 518 | 50.495 | 43.013 | 36.227 | 6.786 | 7.481 | | Financial assets | F | FAS | |
| 0 | 0 | 0 | 0 | 0 | 0 | 0 | 0 | 0 | 0 | | Monetary gold and SDRs | 1 | FAS | |
| 3.799 | 386 | 57 | 19.459 | 311 | 7.347 | 6.906 | 6.845 | 61 | 441 | | Currency and deposits | 2 | FAS | |
| 0 | 0 | 0 | 4.014 | 0 | 226 | 226 | 226 | 0 | 0 | | Currency | 21 | FAS | |
| 211 | 200 | 4 | 6.327 | 150 | 4.815 | 4.605 | 4.587 | 18 | 210 | | Transferable deposits | 22 | FAS | |
| 3.588 | 186 | 53 | 9.117 | 160 | 2.306 | 2.075 | 2.032 | 43 | 231 | | Other deposits | 29 | FAS | |
| 139 | 0 | 169 | 365 | 33 | 12.161 | 10.108 | 8.015 | 2.093 | 2.054 | | Securities other than shares | 3 | FAS | |
| 2 | 0 | 5 | 19 | 0 | 432 | 422 | 396 | 25 | 10 | | Short-term | 331 | FAS | |
| 136 | 0 | 164 | 339 | 33 | 11.461 | 9.429 | 7.409 | 2.020 | 2.031 | | Long-term | 332 | FAS | |
| 2 | 0 | 0 | 8 | 0 | 269 | 257 | 209 | 48 | 12 | | Financial derivatives | 34 | FAS | |
| 1738 | 5 | 2 | 740 | 4 | 16.922 | 15.513 | 12.157 | 3.356 | 1.410 | | Loans | 4 | FAS | |
| 3 | 0 | 2 | 285 | 4 | 1.169 | 855 | 612 | 243 | 314 | | Short-term | 41 | FAS | |
| 1735 | 5 | 0 | 455 | 0 | 15.754 | 14.658 | 11.545 | 3.113 | 1.095 | | Long-term | 42 | FAS | |
| 9.504 | 528 | 982 | 10.418 | 91 | 8.421 | 6.529 | 6.003 | 526 | 1.893 | | Shares and other equity | 5 | FAS | |
| 1064 | 4 | 443 | 1.327 | 4 | 668 | 294 | 206 | 89 | 374 | | Quoted shares | 511 | FAS | |
| 4.805 | 61 | 336 | 1.026 | 53 | 3.222 | 2.486 | 2.398 | 88 | 736 | | Unquoted shares | 512 | FAS | |
| 3.584 | 462 | 109 | 5.582 | 28 | 4.511 | 3.735 | 3.387 | 348 | 776 | | Other equity | 513 | FAS | |
| 51 | 1 | 94 | 2.483 | 6 | 21 | 13 | 11 | 2 | 8 | | Mutual funds shares | 52 | FAS | |
| 1 | 0 | 0 | 4.424 | 1 | 239 | 159 | 22 | 137 | 80 | | Insurance technical reserves | 6 | FAS | |
| 0 | 0 | 0 | 2.536 | 0 | 1 | 1 | 1 | 0 | 0 | | Life insurance reserves | 611 | FAS | |
| 0 | 0 | 0 | 1.189 | 0 | 2 | 0 | 0 | 0 | 2 | | Pension fund reserves | 612 | FAS | |
| 1 | 0 | 0 | 699 | 1 | 236 | 158 | 21 | 137 | 78 | | Other technical reserves | 62 | FAS | |
| 1.662 | 396 | 333 | 2.050 | 78 | 5.404 | 3.800 | 3.187 | 613 | 1.604 | | Other accounts receivable | 7 | FAS | |
| 198 | 171 | 22 | 475 | 20 | 4.978 | 3.541 | 2.944 | 596 | 1.437 | | Trade credits and advances | 71 | FAS | |
| 1.464 | 226 | 311 | 1.575 | 59 | 427 | 259 | 243 | 17 | 167 | | Other | 79 | FAS | |
| 20.606 | 1.198 | 752 | 12.103 | 132 | 33.590 | 20.834 | 18.153 | 2.682 | 12.755 | | Liabilities | F | LIA | |
| 96 | 0 | 0 | 0 | 0 | 6.121 | 5.066 | 4.655 | 410 | 1.055 | | Currency and deposits | 2 | LIA | |
| 50 | 0 | 0 | 0 | 0 | 599 | 6 | 0 | 6 | 593 | | Currency | 21 | LIA | |
| 0 | 0 | 0 | 0 | 0 | 542 | 431 | 375 | 55 | 112 | | Transferable deposits | 22 | LIA | |
| 45 | 0 | 0 | 0 | 0 | 4.979 | 4.629 | 4.280 | 349 | 350 | | Other deposits | 29 | LIA | |
| 16.413 | 0 | 0 | 0 | 0 | 9.409 | 8.448 | 7.458 | 990 | 961 | | Securities other than shares | 3 | LIA | |
| 712 | 0 | 0 | 0 | 0 | 62 | 60 | 51 | 9 | 2 | | Short-term | 331 | LIA | |
| 15.694 | 0 | 0 | 0 | 0 | 9.195 | 8.244 | 7.285 | 959 | 951 | | Long-term | 332 | LIA | |
| 7 | 0 | 0 | 0 | 0 | 152 | 144 | 122 | 22 | 8 | | Financial derivatives | 34 | LIA | |
| 2.204 | 712 | 52 | 10.657 | 100 | 5.704 | 2.313 | 2.017 | 296 | 3.391 | | Loans | 4 | LIA | |
| 25 | 14 | 0 | 1.167 | 29 | 2.173 | 783 | 597 | 186 | 1.391 | | Short-term | 41 | LIA | |
| 2.178 | 697 | 52 | 9.490 | 70 | 3.531 | 1.531 | 1.421 | 110 | 2.001 | | Long-term | 42 | LIA | |
| 65 | 0 | 437 | 0 | 0 | 6.723 | 2.150 | 1.953 | 197 | 4.573 | | Shares and other equity | 5 | LIA | |
| 0 | 0 | 0 | 0 | 0 | 1.794 | 411 | 306 | 105 | 1.383 | | Quoted shares | 511 | LIA | |
| 22 | 0 | 437 | 0 | 0 | 762 | 284 | 267 | 18 | 478 | | Unquoted shares | 512 | LIA | |
| 43 | 0 | 0 | 0 | 0 | 2.983 | 542 | 481 | 61 | 2.441 | | Other equity | 513 | LIA | |
| 0 | 0 | 0 | 0 | 0 | 1.184 | 913 | 899 | 14 | 271 | | Mutual funds shares | 52 | LIA | |
| 0 | 0 | 0 | 0 | 0 | 141 | 134 | 109 | 25 | 6 | | Insurance technical reserves | 6 | LIA | |
| 0 | 0 | 0 | 0 | 0 | 99 | 98 | 88 | 10 | 1 | | Life insurance reserves | 611 | LIA | |
| 0 | 0 | 0 | 0 | 0 | 0 | 0 | 0 | 0 | 0 | | Pension fund reserves | 612 | LIA | |
| 0 | 0 | 0 | 0 | 0 | 42 | 37 | 21 | 15 | 5 | | Other technical reserves | 62 | LIA | |
| 1.830 | 486 | 262 | 1.447 | 32 | 5.491 | 2.723 | 1.960 | 763 | 2.768 | | Other accounts payable | 7 | LIA | |
| 732 | 234 | 57 | 948 | 27 | 5.080 | 2.536 | 1.805 | 732 | 2.544 | | Trade credits and advances | 71 | LIA | |
| 1.097 | 252 | 205 | 498 | 5 | 411 | 187 | 155 | 31 | 224 | | Other | 79 | LIA | |
| -3.762 | 118 | 792 | 25.352 | 386 | 16.905 | 22.179 | 18.074 | 4.105 | -5.274 | | Net financial assets | | NETO | |
| Centralna država/ Central government | Lokalna država/ Local government | Skladi socialne varnosti/ Social security funds | Gospodinjstva/ Households | Nepr. instit. ki opravljajo storitve za gospod./ Non-profit institutions serving households | Tujina/ Rest of the world | EU/ European Union | EMU/ Members of the EMU | Ostale članice EU/ European Union, not EMU | Ostali (izven EU)/ Others (not EU) | | | | | |
| S1311 | S1313 | S1314 | S14 | S15 | S2 | S21 | S2111 | S2112 | S22 | | | | | |

A.2.13.

A.2.14. Konsolidirani finančni računi - transakcije 2013

v mio EUR

| Vrsta post. | Oznaka | Finančni instrumenti | Institucionalni sektorji | | | | | | | | |
|-------------|--------|--|--|--|--|----------------------------------|--|--|--|--|-------------------------------|
| | | | S1 | S11 | S12 | S121 | S122 | S123 | S124 | S125 | S13 |
| FSR | F | Finančna sredstva | 1963 | 756 | -2170 | -1775 | -540 | -84 | 29 | 177 | 1058 |
| FSR | 1 | Monetarno zlato in SDR | -12 | 0 | -12 | -12 | 0 | 0 | 0 | 0 | 0 |
| FSR | 2 | Gotovina in vloge | 2237 | 548 | -196 | -559 | 1246 | -25 | 24 | -269 | -265 |
| FSR | 21 | Gotovina | 2168 | 5 | 1 | 0 | 22 | 1 | 0 | 0 | 0 |
| FSR | 22 | Prenosljive vloge | 848 | 367 | 312 | 0 | 465 | -12 | 20 | 37 | 159 |
| FSR | 29 | Druge vloge | -780 | 176 | -509 | -558 | 758 | -14 | 4 | -305 | -424 |
| FSR | 3 | Vrednostni papirji razen delnic | 987 | -40 | 1032 | -798 | 1430 | -23 | -1 | 325 | -4 |
| FSR | 331 | Kratkoročni | -40 | -1 | -43 | -223 | 114 | -12 | 0 | 72 | 0 |
| FSR | 332 | Dolgoročni | 1141 | -23 | 1170 | -565 | 1398 | -10 | -1 | 255 | -3 |
| FSR | 34 | Izvedeni finančni instrumenti | -114 | -16 | -95 | -10 | -82 | -2 | 0 | -2 | -1 |
| FSR | 4 | Posojila | -2327 | 31 | -3191 | -403 | -3345 | -40 | 2 | -1 | 855 |
| FSR | 41 | Kratkoročna | -1148 | -24 | -1457 | 0 | -1532 | -38 | -3 | 9 | 332 |
| FSR | 42 | Dolgoročna | -1178 | 55 | -1734 | -403 | -1813 | -1 | 5 | -9 | 522 |
| FSR | 5 | Delnice in drug lastniški kapital | 491 | 27 | 245 | 0 | 210 | 17 | -3 | 87 | 218 |
| FSR | 511 | Delnice, ki kotirajo | 47 | -12 | 70 | 0 | 46 | 4 | -7 | 11 | 19 |
| FSR | 512 | Delnice, ki ne kotirajo | 54 | -19 | 51 | 0 | -3 | -13 | 2 | 1 | 47 |
| FSR | 513 | Drug lastniški kapital | 296 | 78 | 58 | 0 | 179 | 8 | 1 | 3 | 148 |
| FSR | 52 | Delnice/enote investicijskih skladov | 95 | -20 | 67 | 0 | -13 | 18 | 1 | 71 | 4 |
| FSR | 6 | Zavarovalno tehnične rezervacije | -73 | -41 | -13 | 0 | -1 | 0 | 0 | -13 | 0 |
| FSR | 611 | Rezervacije iz življenjskih zavarovanj | 53 | 0 | 0 | 0 | 0 | 0 | 0 | 0 | 0 |
| FSR | 612 | Rezervacije iz pokojninskih zavarovanj | -49 | 0 | 0 | 0 | 0 | 0 | 0 | 0 | 0 |
| FSR | 62 | Druge tehnične rezervacije | -77 | -41 | -13 | 0 | -1 | 0 | 0 | -13 | 0 |
| FSR | 7 | Druge terjatve | 660 | 231 | -34 | -3 | -78 | -12 | 7 | 48 | 254 |
| FSR | 71 | Trgovinski krediti in avansi | 300 | 267 | 33 | 0 | 2 | -13 | 8 | 36 | 35 |
| FSR | 79 | Drugo | 361 | -36 | -68 | -3 | -80 | 1 | -1 | 11 | 219 |
| OBV | F | Obveznosti | -1262 | -895 | -6313 | -1760 | -4488 | -122 | -13 | 47 | 6232 |
| OBV | 2 | Gotovina in vloge | -4763 | 0 | -4760 | -1749 | -2398 | 0 | 0 | 0 | -3 |
| OBV | 21 | Gotovina | 170 | 0 | 167 | 188 | 0 | 0 | 0 | 0 | 3 |
| OBV | 22 | Prenosljive vloge | -2963 | 0 | -2963 | -2897 | 131 | 0 | 0 | 0 | 0 |
| OBV | 29 | Druge vloge | -1969 | 0 | -1963 | 960 | -2529 | 0 | 0 | 0 | -6 |
| OBV | 3 | Vrednostni papirji razen delnic | 5310 | -55 | -351 | -2 | -437 | -2 | 0 | -10 | 5715 |
| OBV | 331 | Kratkoročni | -197 | 13 | -90 | 0 | -96 | -1 | 1 | 0 | -119 |
| OBV | 332 | Dolgoročni | 5649 | -1 | -185 | 0 | -268 | 0 | -1 | -9 | 5835 |
| OBV | 34 | Izvedeni finančni instrumenti | -142 | -66 | -75 | -2 | -73 | 0 | 0 | 0 | -1 |
| OBV | 4 | Posojila | -2479 | -1104 | -1431 | 0 | -1721 | -288 | -13 | -5 | 334 |
| OBV | 41 | Kratkoročna | -856 | -801 | 0 | 0 | 0 | -85 | -26 | 2 | 6 |
| OBV | 42 | Dolgoročna | -1623 | -303 | -1431 | 0 | -1721 | -204 | 13 | -8 | 327 |
| OBV | 5 | Delnice in drug lastniški kapital | 433 | 154 | 277 | 0 | 133 | 167 | -2 | 44 | 0 |
| OBV | 511 | Delnice, ki kotirajo | 84 | 23 | 61 | 0 | 0 | 0 | 0 | 46 | 0 |
| OBV | 512 | Delnice, ki ne kotirajo | 103 | -16 | 118 | 0 | 121 | 0 | -2 | -65 | 0 |
| OBV | 513 | Drug lastniški kapital | 217 | 148 | 68 | 0 | 0 | 202 | 0 | 0 | 0 |
| OBV | 52 | Delnice/enote investicijskih skladov | 30 | 0 | 30 | 0 | 12 | -34 | 0 | 63 | 0 |
| OBV | 6 | Zavarovalno tehnične rezervacije | -24 | 0 | -24 | 0 | 0 | 0 | 0 | -25 | 0 |
| OBV | 611 | Rezervacije iz življenjskih zavarovanj | 49 | 0 | 49 | 0 | 0 | 0 | 0 | 49 | 0 |
| OBV | 612 | Rezervacije iz pokojninskih zavarovanj | -49 | 0 | -49 | 0 | 0 | 0 | 0 | -49 | 0 |
| OBV | 62 | Druge tehnične rezervacije | -24 | 0 | -24 | 0 | 0 | 0 | 0 | -25 | 0 |
| OBV | 7 | Druge obveznosti | 261 | 110 | -25 | -10 | -65 | 1 | 2 | 43 | 186 |
| OBV | 71 | Trgovinski krediti in avansi | -54 | -99 | 58 | 2 | -1 | 10 | 3 | 44 | 27 |
| OBV | 79 | Drugo | 315 | 208 | -83 | -11 | -64 | -9 | -1 | -1 | 159 |
| NETO | | Neto finančna sredstva | 3225 | 1651 | 4144 | -15 | 3948 | 38 | 43 | 130 | -5174 |
| | | | Gospodarstvo Slovenije/ Total economy | Netofinančne družbe/ Non-financial corporations | Finančne družbe/ Financial corporations | Centralna banka/ Central Bank | Druge denarne finančne institucije/ Other monetary financial institutions | Drugi finančni posredniki/ Other financial intermediaries | Izvajalci pomožnih finančnih dejavnosti/ Financial auxiliaries | Zavarovalnice in pokojninski skladi/ Insurance corporations and pension funds | Država/ General government |
| | | | S1 | S11 | S12 | S121 | S122 | S123 | S124 | S125 | S13 |

Consolidated financial accounts - transactions 2013 A.2.14.

EUR millions

| Institutional sectors | | | | | | | | | | | Financial instruments | Code | Item type |
|---|-------------------------------------|--|------------------------------|---|------------------------------|-----------------------|----------------------------|---|---------------------------------------|------------------------------|-----------------------|------|-----------|
| S1311 | S1313 | S1314 | S14 | S15 | S2 | S21 | S2111 | S2112 | S22 | | | | |
| 1100 | 18 | -58 | 2329 | -11 | -623 | -3179 | -5444 | 2265 | 2557 | Financial assets | F | FAS | |
| 0 | 0 | 0 | 0 | 0 | 12 | -102 | 0 | -102 | 115 | Monetary gold and SDRs | 1 | FAS | |
| -207 | -9 | -48 | 2155 | -6 | -4489 | -4407 | -4512 | 104 | -82 | Currency and deposits | 2 | FAS | |
| 0 | 0 | 0 | 2162 | 0 | -226 | -226 | -226 | 0 | 0 | Currency | 21 | FAS | |
| 156 | 6 | -2 | 7 | 2 | -3397 | -3376 | -3484 | 108 | -21 | Transferable deposits | 22 | FAS | |
| -363 | -15 | -46 | -15 | -8 | -867 | -805 | -802 | -4 | -62 | Other deposits | 29 | FAS | |
| 23 | 0 | -32 | 9 | -10 | 3709 | 1430 | 147 | 1283 | 2279 | Securities other than shares | 3 | FAS | |
| 5 | 0 | -5 | 4 | 0 | -244 | -238 | -227 | -10 | -6 | Short-term | 331 | FAS | |
| 18 | 0 | -27 | 7 | -10 | 4014 | 1727 | 429 | 1298 | 2287 | Long-term | 332 | FAS | |
| -1 | 0 | 0 | -1 | 0 | -62 | -59 | -55 | -5 | -3 | Financial derivatives | 34 | FAS | |
| 863 | -1 | 0 | -20 | -2 | -114 | -213 | -960 | 747 | 98 | Loans | 4 | FAS | |
| 332 | 0 | 0 | 2 | -2 | 51 | 68 | 73 | -5 | -17 | Short-term | 41 | FAS | |
| 531 | 0 | 0 | -22 | 0 | -166 | -280 | -1032 | 752 | 115 | Long-term | 42 | FAS | |
| 208 | 4 | 5 | 0 | 2 | 434 | 328 | 246 | 82 | 106 | Shares and other equity | 5 | FAS | |
| 17 | 0 | 2 | -29 | 0 | 134 | 66 | 31 | 35 | 67 | Quoted shares | 511 | FAS | |
| 47 | 0 | 0 | -27 | 2 | 112 | 70 | 72 | -2 | 42 | Unquoted shares | 512 | FAS | |
| 143 | 4 | 0 | 13 | 0 | 186 | 193 | 144 | 49 | -7 | Other equity | 513 | FAS | |
| 1 | 0 | 3 | 44 | 0 | 2 | -2 | -1 | -1 | 4 | Mutual funds shares | 52 | FAS | |
| 1 | 0 | 0 | -19 | 0 | 39 | 45 | 8 | 37 | -6 | Insurance technical reserves | 6 | FAS | |
| 0 | 0 | 0 | 53 | 0 | 0 | 0 | 0 | 0 | 0 | Life insurance reserves | 611 | FAS | |
| 0 | 0 | 0 | -49 | 0 | 0 | 1 | 0 | 1 | -1 | Pension fund reserves | 612 | FAS | |
| 1 | 0 | 0 | -23 | 0 | 40 | 44 | 8 | 36 | -4 | Other technical reserves | 62 | FAS | |
| 213 | 24 | 17 | 204 | 5 | -213 | -260 | -374 | 113 | 47 | Other accounts receivable | 7 | FAS | |
| 19 | 15 | 0 | -37 | 2 | -147 | -218 | -331 | 112 | 71 | Trade credits and advances | 71 | FAS | |
| 193 | 9 | 17 | 242 | 3 | -66 | -42 | -43 | 1 | -24 | Other | 79 | FAS | |
| 6203 | 90 | -59 | -271 | -14 | 2602 | 2181 | 2183 | -2 | 421 | Liabilities | F | LIA | |
| -3 | 0 | 0 | 0 | 0 | 2510 | 2318 | 2417 | -99 | 192 | Currency and deposits | 2 | LIA | |
| 3 | 0 | 0 | 0 | 0 | 1772 | 1562 | 1572 | -10 | 210 | Currency | 21 | LIA | |
| 0 | 0 | 0 | 0 | 0 | 415 | 333 | 283 | 50 | 82 | Transferable deposits | 22 | LIA | |
| -6 | 0 | 0 | 0 | 0 | 323 | 423 | 562 | -139 | -101 | Other deposits | 29 | LIA | |
| 5709 | 0 | 0 | 0 | 0 | -614 | -653 | -649 | -4 | 39 | Securities other than shares | 3 | LIA | |
| -119 | 0 | 0 | 0 | 0 | -87 | -83 | -75 | -8 | -4 | Short-term | 331 | LIA | |
| 5829 | 0 | 0 | 0 | 0 | -494 | -536 | -529 | -7 | 42 | Long-term | 332 | LIA | |
| -1 | 0 | 0 | 0 | 0 | -33 | -33 | -44 | 11 | 0 | Financial derivatives | 34 | LIA | |
| 376 | 16 | -50 | -263 | -15 | 38 | 86 | 152 | -66 | -48 | Loans | 4 | LIA | |
| 4 | 2 | 0 | -58 | -4 | -241 | -63 | -7 | -55 | -178 | Short-term | 41 | LIA | |
| 371 | 14 | -50 | -204 | -11 | 279 | 149 | 159 | -10 | 130 | Long-term | 42 | LIA | |
| 0 | 0 | 0 | 0 | 2 | 492 | 321 | 212 | 109 | 171 | Shares and other equity | 5 | LIA | |
| 0 | 0 | 0 | 0 | 0 | 97 | 7 | 7 | 0 | 90 | Quoted shares | 511 | LIA | |
| 0 | 0 | 0 | 0 | 1 | 63 | 74 | 10 | 64 | -11 | Unquoted shares | 512 | LIA | |
| 0 | 0 | 0 | 0 | 1 | 265 | 186 | 141 | 46 | 79 | Other equity | 513 | LIA | |
| 0 | 0 | 0 | 0 | 0 | 67 | 54 | 54 | -1 | 13 | Mutual funds shares | 52 | LIA | |
| 0 | 0 | 0 | 0 | 0 | -10 | -11 | -3 | -8 | 1 | Insurance technical reserves | 6 | LIA | |
| 0 | 0 | 0 | 0 | 0 | 3 | 3 | 3 | 0 | 0 | Life insurance reserves | 611 | LIA | |
| 0 | 0 | 0 | 0 | 0 | 0 | 0 | 0 | 0 | 0 | Pension fund reserves | 612 | LIA | |
| 0 | 0 | 0 | 0 | 0 | -13 | -14 | -6 | -9 | 1 | Other technical reserves | 62 | LIA | |
| 120 | 74 | -8 | -8 | -1 | 186 | 119 | 54 | 65 | 67 | Other accounts payable | 7 | LIA | |
| -10 | 43 | -6 | -38 | -2 | 207 | 147 | 77 | 69 | 60 | Trade credits and advances | 71 | LIA | |
| 130 | 30 | -2 | 29 | 1 | -20 | -27 | -23 | -4 | 7 | Other | 79 | LIA | |
| -5103 | -72 | 1 | 2600 | 3 | -3225 | -5360 | -7627 | 2267 | 2135 | Net financial assets | | NETO | |
| Centralna država/ Central government | Lokalna država/ Local government | Skladi socialne varnosti/ Social security funds | Gospodinjstva/ Households | Nepr. instit., ki opravljajo storitve za gospod./ Non-profit institutions serving households | Tujina/ Rest of the world | EU/ European Union | EMU/ Members of the EMU | Ostale članice EU/ European Union, not EMU | Ostali (izven EU)/ Others (not EU) | | | | |
| S1311 | S1313 | S1314 | S14 | S15 | S2 | S21 | S2111 | S2112 | S22 | | | | |

A.2.14.

A.2.15. Konsolidirani finančni računi - vrednostne spremembe 2013

v mio EUR

| Vrsta post. | Oznaka | Finančni instrumenti | Institucionalni sektorji | | | | | | | | |
|-------------|--------|--|--|--|--|----------------------------------|--|--|--|--|-------------------------------|
| | | | S1 | S11 | S12 | S121 | S122 | S123 | S124 | S125 | S13 |
| FSR | F | Finančna sredstva | -2683 | -667 | -2510 | 74 | -3.095 | -142 | 9 | 110 | 1686 |
| FSR | 1 | Monetarno zlato in SDR | -50 | 0 | -50 | -50 | 0 | 0 | 0 | 0 | 0 |
| FSR | 2 | Gotovina in vloge | -1383 | 15 | -18 | -8 | -27 | 12 | -1 | 5 | -2 |
| FSR | 21 | Gotovina | -1347 | 0 | -1 | 0 | -1 | 0 | 0 | 0 | 0 |
| FSR | 22 | Prenosljive vloge | -274 | -195 | -17 | 0 | -17 | -6 | -2 | -65 | -20 |
| FSR | 29 | Druge vloge | 238 | 211 | 0 | -8 | -10 | 18 | 1 | 71 | 18 |
| FSR | 3 | Vrednostni papirji razen delnic | 238 | -17 | 327 | 134 | -21 | -27 | 1 | 115 | -16 |
| FSR | 331 | Kratkoročni | 240 | 0 | 251 | 235 | 5 | 0 | 0 | 12 | 0 |
| FSR | 332 | Dolgoročni | 26 | -31 | 118 | -115 | 33 | -28 | 1 | 103 | -16 |
| FSR | 34 | Izvedeni finančni instrumenti | -29 | 13 | -43 | 13 | -59 | 0 | 0 | 0 | 0 |
| FSR | 4 | Posojila | -2323 | -17 | -2283 | -2 | -2431 | -31 | -6 | -8 | -1 |
| FSR | 41 | Kratkoročna | -992 | -5 | -973 | 0 | -1006 | -74 | 0 | -6 | 1 |
| FSR | 42 | Dolgoročna | -1331 | -12 | -1309 | -2 | -1425 | 43 | -6 | -2 | -2 |
| FSR | 5 | Delnice in drug lastniški kapital | 902 | -539 | -445 | 0 | -616 | -60 | 12 | 8 | 1694 |
| FSR | 511 | Delnice, ki kotirajo | 204 | -31 | -137 | 0 | -211 | 71 | 1 | -8 | 228 |
| FSR | 512 | Delnice, ki ne kotirajo | 730 | -284 | -236 | 0 | -182 | -91 | 10 | -36 | 1276 |
| FSR | 513 | Drug lastniški kapital | -142 | -229 | -101 | 0 | -221 | -43 | 1 | 0 | 176 |
| FSR | 52 | Delnice/enote investicijskih skladov | 110 | 4 | 29 | 0 | -2 | 3 | 0 | 51 | 14 |
| FSR | 6 | Zavarovalno tehnične rezervacije | 76 | 12 | 0 | 0 | 0 | 0 | 0 | 0 | 0 |
| FSR | 611 | Rezervacije iz življenjskih zavarovanj | 45 | 0 | 0 | 0 | 0 | 0 | 0 | 0 | 0 |
| FSR | 612 | Rezervacije iz pokojninskih zavarovanj | 1 | 0 | 0 | 0 | 0 | 0 | 0 | 0 | 0 |
| FSR | 62 | Druge tehnične rezervacije | 30 | 12 | 0 | 0 | 0 | 0 | 0 | 0 | 0 |
| FSR | 7 | Druge terjatve | -144 | -120 | -42 | 0 | 1 | -35 | 3 | -11 | 11 |
| FSR | 71 | Trgovinski krediti in avansi | -166 | -116 | -48 | 0 | 0 | -44 | 2 | -5 | -2 |
| FSR | 79 | Drugo | 22 | -4 | 6 | 0 | 1 | 10 | 1 | -5 | 13 |
| OBV | F | Obveznosti | -1551 | -2121 | 214 | -36 | -1 | -449 | -20 | 187 | 409 |
| OBV | 2 | Gotovina in vloge | -44 | 0 | -44 | -2 | -44 | 0 | 0 | 0 | 0 |
| OBV | 21 | Gotovina | 0 | 0 | 0 | 1 | 0 | 0 | 0 | 0 | 0 |
| OBV | 22 | Prenosljive vloge | -264 | 0 | -264 | 2 | -340 | 0 | 0 | 0 | 0 |
| OBV | 29 | Druge vloge | 220 | 0 | 220 | -5 | 296 | 0 | 0 | 0 | 0 |
| OBV | 3 | Vrednostni papirji razen delnic | 262 | -44 | -95 | 2 | -220 | -3 | -1 | 0 | 402 |
| OBV | 331 | Kratkoročni | 3 | 3 | 0 | 0 | 0 | 0 | 0 | 0 | 1 |
| OBV | 332 | Dolgoročni | 316 | -35 | -52 | 0 | -174 | 0 | -1 | 0 | 403 |
| OBV | 34 | Izvedeni finančni instrumenti | -58 | -12 | -44 | 2 | -46 | -3 | 0 | 0 | -2 |
| OBV | 4 | Posojila | -2.716 | -2.318 | -358 | 0 | -358 | -170 | -23 | 0 | 6 |
| OBV | 41 | Kratkoročna | -934 | -931 | 26 | 0 | 0 | -77 | -9 | 0 | 6 |
| OBV | 42 | Dolgoročna | -1.782 | -1.387 | -385 | 0 | -358 | -94 | -14 | 0 | 0 |
| OBV | 5 | Delnice in drug lastniški kapital | 1.060 | 395 | 666 | -37 | 605 | -238 | 2 | 121 | 1 |
| OBV | 511 | Delnice, ki kotirajo | 285 | 277 | 7 | 0 | -76 | 2 | 0 | 72 | 0 |
| OBV | 512 | Delnice, ki ne kotirajo | 588 | -61 | 650 | 0 | 681 | -102 | 2 | 5 | 0 |
| OBV | 513 | Drug lastniški kapital | 115 | 178 | -63 | -37 | 0 | -200 | 0 | 12 | 1 |
| OBV | 52 | Delnice/enote investicijskih skladov | 72 | 0 | 72 | 0 | 0 | 62 | 0 | 33 | 0 |
| OBV | 6 | Zavarovalno tehnične rezervacije | 72 | 0 | 72 | 0 | 0 | 0 | 0 | 72 | 0 |
| OBV | 611 | Rezervacije iz življenjskih zavarovanj | 44 | 0 | 44 | 0 | 0 | 0 | 0 | 44 | 0 |
| OBV | 612 | Rezervacije iz pokojninskih zavarovanj | 2 | 0 | 2 | 0 | 0 | 0 | 0 | 2 | 0 |
| OBV | 62 | Druge tehnične rezervacije | 27 | 0 | 27 | 0 | 0 | 0 | 0 | 27 | 0 |
| OBV | 7 | Druge obveznosti | -185 | -154 | -26 | 0 | 16 | -38 | 2 | -6 | 1 |
| OBV | 71 | Trgovinski krediti in avansi | -214 | -170 | -29 | 0 | 0 | -29 | 0 | 1 | 1 |
| OBV | 79 | Drugo | 29 | 16 | 3 | 0 | 16 | -9 | 2 | -7 | -1 |
| NETO | | Neto finančna sredstva | -1.132 | 1.455 | -2.724 | 111 | -3.094 | 307 | 30 | -77 | 1.277 |
| | | | Gospodarstvo Slovenije/ Total economy | Netofinančne družbe/ Non-financial corporations | Finančne družbe/ Financial corporations | Centralna banka/ Central Bank | Druge denarne finančne institucije/ Other monetary financial institutions | Druge finančni posredniki/ Other financial intermediaries | Izvajalci pomožnih finančnih dejavnosti/ Financial auxiliaries | Zavarovalnice in pokojninski skladi/ Insurance corporations and pension funds | Država/ General government |
| | | | S1 | S11 | S12 | S121 | S122 | S123 | S124 | S125 | S13 |

Consolidated financial accounts - revaluation changes 2013 A.2.15.

EUR millions

| Institutional sectors | | | | | | | | | | | Financial instruments | Code | Item type | |
|---|-------------------------------------|--|------------------------------|---|------------------------------|-----------------------|----------------------------|---|---------------------------------------|--|------------------------------|------|-----------|--|
| S1311 | S1313 | S1314 | S14 | S15 | S2 | S21 | S2111 | S2112 | S22 | | | | | |
| 2193 | -17 | -21 | -1185 | -8 | -852 | 297 | -620 | 917 | -1149 | | Financial assets | F | FAS | |
| 0 | 0 | 0 | 0 | 0 | -12 | 102 | 0 | 102 | -115 | | Monetary gold and SDRs | 1 | FAS | |
| -4 | 1 | 2 | -1372 | -6 | -11 | 82 | -3 | 85 | -93 | | Currency and deposits | 2 | FAS | |
| 0 | 0 | 0 | -1346 | 0 | 0 | 0 | 0 | 0 | 0 | | Currency | 21 | FAS | |
| -1 | -19 | 0 | -35 | -7 | -7 | 49 | 0 | 49 | -56 | | Transferable deposits | 22 | FAS | |
| -3 | 20 | 2 | 8 | 1 | -4 | 33 | -3 | 36 | -37 | | Other deposits | 29 | FAS | |
| -14 | 0 | 6 | -57 | 1 | 87 | -14 | -52 | 38 | 101 | | Securities other than shares | 3 | FAS | |
| 0 | 0 | 0 | -11 | 0 | -82 | -82 | -82 | 0 | 0 | | Short-term | 331 | FAS | |
| -14 | 0 | 6 | -46 | 1 | 226 | 125 | 72 | 53 | 101 | | Long-term | 332 | FAS | |
| 0 | 0 | 0 | 0 | 0 | -57 | -57 | -42 | -15 | 0 | | Financial derivatives | 34 | FAS | |
| -1 | 0 | 0 | -22 | 0 | -432 | -337 | -120 | -217 | -95 | | Loans | 4 | FAS | |
| 0 | 0 | -2 | -14 | 0 | -11 | 16 | 4 | 12 | -26 | | Short-term | 41 | FAS | |
| -2 | 0 | 2 | -7 | 0 | -421 | -352 | -124 | -228 | -69 | | Long-term | 42 | FAS | |
| 2220 | -19 | -37 | 197 | -5 | -334 | 275 | -392 | 667 | -609 | | Shares and other equity | 5 | FAS | |
| 181 | 1 | 46 | 144 | 0 | 0 | 217 | -26 | 243 | -217 | | Quoted shares | 511 | FAS | |
| 1848 | -11 | -92 | -24 | -3 | -448 | -280 | -425 | 145 | -168 | | Unquoted shares | 512 | FAS | |
| 187 | -9 | -1 | 15 | -3 | 108 | 332 | 56 | 276 | -224 | | Other equity | 513 | FAS | |
| 3 | 0 | 11 | 62 | 1 | 6 | 6 | 3 | 3 | 0 | | Mutual funds shares | 52 | FAS | |
| 0 | 0 | 0 | 64 | 0 | -4 | 1 | -4 | 5 | -5 | | Insurance technical reserves | 6 | FAS | |
| 0 | 0 | 0 | 45 | 0 | -1 | -1 | -1 | 0 | 0 | | Life insurance reserves | 611 | FAS | |
| 0 | 0 | 0 | 1 | 0 | 0 | 0 | 0 | 0 | 0 | | Pension fund reserves | 612 | FAS | |
| 0 | 0 | 0 | 18 | 0 | -3 | 2 | -3 | 5 | -5 | | Other technical reserves | 62 | FAS | |
| -7 | 1 | 8 | 5 | 2 | -146 | 187 | -50 | 237 | -333 | | Other accounts receivable | 7 | FAS | |
| -3 | 1 | 0 | 0 | 0 | -157 | 140 | -52 | 192 | -297 | | Trade credits and advances | 71 | FAS | |
| -4 | 0 | 9 | 5 | 2 | 11 | 48 | 3 | 45 | -36 | | Other | 79 | FAS | |
| 396 | 6 | 476 | -51 | -1 | -1922 | 1341 | -983 | 2324 | -3263 | | Liabilities | F | LIA | |
| 0 | 0 | 0 | 0 | 0 | -1349 | -1122 | -1136 | 14 | -227 | | Currency and deposits | 2 | LIA | |
| 0 | 0 | 0 | 0 | 0 | -1347 | -1133 | -1145 | 11 | -213 | | Currency | 21 | LIA | |
| 0 | 0 | 0 | 0 | 0 | -17 | -2 | -6 | 4 | -15 | | Transferable deposits | 22 | LIA | |
| 0 | 0 | 0 | 0 | 0 | 14 | 13 | 14 | -1 | 1 | | Other deposits | 29 | LIA | |
| 410 | 0 | 0 | 0 | 0 | 62 | 75 | 74 | 1 | -13 | | Securities other than shares | 3 | LIA | |
| 1 | 0 | 0 | 0 | 0 | 154 | 150 | 150 | 0 | 5 | | Short-term | 331 | LIA | |
| 411 | 0 | 0 | 0 | 0 | -64 | -49 | -67 | 18 | -15 | | Long-term | 332 | LIA | |
| -2 | 0 | 0 | 0 | 0 | -28 | -26 | -9 | -16 | -2 | | Financial derivatives | 34 | LIA | |
| -3 | 10 | 0 | -45 | 0 | -39 | 1101 | -23 | 1123 | -1139 | | Loans | 4 | LIA | |
| 3 | 1 | 0 | -35 | -1 | -68 | 581 | -20 | 601 | -649 | | Short-term | 41 | LIA | |
| -7 | 10 | 0 | -11 | 0 | 30 | 519 | -3 | 522 | -490 | | Long-term | 42 | LIA | |
| -13 | 0 | 483 | 0 | -2 | -492 | 679 | 86 | 593 | -1171 | | Shares and other equity | 5 | LIA | |
| 0 | 0 | 0 | 0 | 0 | -81 | 108 | 82 | 26 | -189 | | Quoted shares | 511 | LIA | |
| -14 | 0 | 483 | 0 | -1 | -306 | -170 | -163 | -7 | -136 | | Unquoted shares | 512 | LIA | |
| 1 | 0 | 0 | 0 | -1 | -150 | 707 | 141 | 567 | -857 | | Other equity | 513 | LIA | |
| 0 | 0 | 0 | 0 | 0 | 44 | 33 | 26 | 7 | 11 | | Mutual funds shares | 52 | LIA | |
| 0 | 0 | 0 | 0 | 0 | 0 | 0 | 0 | 0 | 0 | | Insurance technical reserves | 6 | LIA | |
| 0 | 0 | 0 | 0 | 0 | 0 | 0 | 0 | 0 | 0 | | Life insurance reserves | 611 | LIA | |
| 0 | 0 | 0 | 0 | 0 | 0 | 0 | 0 | 0 | 0 | | Pension fund reserves | 612 | LIA | |
| 0 | 0 | 0 | 0 | 0 | 0 | 0 | 0 | 0 | 0 | | Other technical reserves | 62 | LIA | |
| 2 | -5 | -6 | -6 | 1 | -105 | 609 | 17 | 592 | -713 | | Other accounts payable | 7 | LIA | |
| 3 | -2 | 0 | -17 | 1 | -109 | 523 | -5 | 529 | -632 | | Trade credits and advances | 71 | LIA | |
| -1 | -3 | -6 | 11 | 0 | 5 | 86 | 22 | 63 | -81 | | Other | 79 | LIA | |
| 1798 | -23 | -497 | -1133 | -7 | 1070 | -1044 | 363 | -1407 | 2114 | | Net financial assets | | NETO | |
| Centralna država/ Central government | Lokalna država/ Local government | Skladi socialne varnosti/ Social security funds | Gospodinjstva/ Households | Nepr. instit., ki opravljajo storitve za gospod./ Non-profit institutions serving households | Tujina/ Rest of the world | EU/ European Union | EMU/ Members of the EMU | Ostale članice EU/ European Union, not EMU | Ostali (izven EU)/ Others (not EU) | | | | | |
| S1311 | S1313 | S1314 | S14 | S15 | S2 | S21 | S2111 | S2112 | S22 | | | | | |

A.2.15.

A.2.16. Konsolidirani finančni računi - stanja 2013 (konec leta)

v mio EUR

| Vrsta post. | Oznaka | Finančni instrumenti | Institucionalni sektorji | | | | | | | | |
|-------------|--------|--|--|--|--|----------------------------------|--|--|--|--|-------------------------------|
| | | | S1 | S11 | S12 | S121 | S122 | S123 | S124 | S125 | S13 |
| FSR | F | Finančna sredstva | 136.845 | 18.621 | 57.485 | 10.750 | 41.905 | 6.223 | 313 | 8.156 | 21.641 |
| FSR | 1 | Monetarno zlato in SDR | 309 | 0 | 309 | 309 | 0 | 0 | 0 | 0 | 0 |
| FSR | 2 | Gotovina in vloge | 33.556 | 4.612 | 4.427 | 2.875 | 4.148 | 323 | 87 | 686 | 3.977 |
| FSR | 21 | Gotovina | 4.928 | 73 | 23 | 0 | 305 | 2 | 0 | 0 | 0 |
| FSR | 22 | Prenosljive vloge | 9.929 | 2.280 | 650 | 4 | 2.127 | 118 | 61 | 68 | 554 |
| FSR | 29 | Druge vloge | 18.699 | 2.259 | 3.754 | 2.870 | 1.717 | 204 | 26 | 618 | 3.422 |
| FSR | 3 | Vrednostni papirji razen delnic | 17.256 | 120 | 16.591 | 4.131 | 7.679 | 226 | 7 | 4.863 | 204 |
| FSR | 331 | Kratkoročni | 763 | 12 | 732 | 12 | 484 | 9 | 1 | 235 | 7 |
| FSR | 332 | Dolgoročni | 16.353 | 105 | 15.729 | 4.114 | 7.077 | 209 | 6 | 4.626 | 196 |
| FSR | 34 | Izvedeni finančni instrumenti | 140 | 3 | 130 | 4 | 118 | 7 | 0 | 2 | 1 |
| FSR | 4 | Posojila | 36.617 | 2.247 | 31.160 | 3.334 | 29.053 | 3.413 | 47 | 164 | 2.510 |
| FSR | 41 | Kratkoročna | 8.065 | 1.172 | 6.284 | 0 | 6.499 | 271 | 44 | 21 | 336 |
| FSR | 42 | Dolgoročna | 28.552 | 1.076 | 24.876 | 3.334 | 22.553 | 3.142 | 3 | 143 | 2.175 |
| FSR | 5 | Delnice in drug lastniški kapital | 30.952 | 3.643 | 4.138 | 96 | 827 | 1.968 | 102 | 2.088 | 12.468 |
| FSR | 511 | Delnice, ki kotirajo | 5.440 | 189 | 2.046 | 0 | 407 | 1.395 | 18 | 317 | 1.758 |
| FSR | 512 | Delnice, ki ne kotirajo | 8.662 | 710 | 858 | 21 | 297 | 326 | 51 | 256 | 6.067 |
| FSR | 513 | Drug lastniški kapital | 13.028 | 2.636 | 279 | 75 | 112 | 84 | 25 | 66 | 4.479 |
| FSR | 52 | Delnice/enote investicijskih skladov | 3.822 | 108 | 955 | 0 | 12 | 163 | 8 | 1.449 | 163 |
| FSR | 6 | Zavarovalno tehnične rezervacije | 4.888 | 387 | 29 | 0 | 35 | 1 | 0 | 29 | 2 |
| FSR | 611 | Rezervacije iz življenjskih zavarovanj | 2.633 | 0 | 0 | 0 | 0 | 0 | 0 | 0 | 0 |
| FSR | 612 | Rezervacije iz pokojninskih zavarovanj | 1.142 | 0 | 0 | 0 | 0 | 0 | 0 | 0 | 0 |
| FSR | 62 | Druge tehnične rezervacije | 1.113 | 387 | 29 | 0 | 35 | 1 | 0 | 29 | 2 |
| FSR | 7 | Druge terjatve | 13.267 | 7.613 | 829 | 5 | 162 | 292 | 71 | 325 | 2.480 |
| FSR | 71 | Trgovinski krediti in avansi | 7.941 | 6.603 | 455 | 0 | 8 | 157 | 25 | 270 | 423 |
| FSR | 79 | Drugo | 5.325 | 1.009 | 374 | 5 | 155 | 136 | 46 | 55 | 2.057 |
| OBV | F | Obveznosti | 151.287 | 58.275 | 52.725 | 10.001 | 37.267 | 7.138 | 243 | 7.940 | 28.390 |
| OBV | 2 | Gotovina in vloge | 29.121 | 0 | 29.029 | 9.139 | 23.582 | 0 | 0 | 0 | 93 |
| OBV | 21 | Gotovina | 3.903 | 0 | 3.849 | 4.133 | 0 | 0 | 0 | 0 | 54 |
| OBV | 22 | Prenosljive vloge | 10.400 | 0 | 10.400 | 2.926 | 9.202 | 0 | 0 | 0 | 0 |
| OBV | 29 | Druge vloge | 14.818 | 0 | 14.779 | 2.080 | 14.380 | 0 | 0 | 0 | 39 |
| OBV | 3 | Vrednostni papirji razen delnic | 24.356 | 788 | 1.123 | 0 | 1.418 | 1 | 2 | 16 | 22.445 |
| OBV | 331 | Kratkoročni | 739 | 80 | 65 | 0 | 73 | 0 | 1 | 0 | 594 |
| OBV | 332 | Dolgoročni | 23.417 | 661 | 909 | 0 | 1.197 | 0 | 1 | 16 | 21.847 |
| OBV | 34 | Izvedeni finančni instrumenti | 200 | 47 | 149 | 0 | 149 | 1 | 0 | 0 | 4 |
| OBV | 4 | Posojila | 47.290 | 25.361 | 8.277 | 0 | 8.258 | 4.736 | 105 | 30 | 3.219 |
| OBV | 41 | Kratkoročna | 7.411 | 5.923 | 340 | 0 | 0 | 819 | 68 | 5 | 49 |
| OBV | 42 | Dolgoročna | 39.879 | 19.437 | 7.938 | 0 | 8.258 | 3.917 | 37 | 24 | 3.170 |
| OBV | 5 | Delnice in drug lastniški kapital | 32.750 | 24.083 | 8.622 | 823 | 3.855 | 2.226 | 92 | 2.570 | 45 |
| OBV | 511 | Delnice, ki kotirajo | 4.431 | 3.899 | 532 | 0 | 0 | 66 | 0 | 555 | 0 |
| OBV | 512 | Delnice, ki ne kotirajo | 11.029 | 6.685 | 4.343 | 0 | 3.819 | 104 | 39 | 474 | 1 |
| OBV | 513 | Drug lastniški kapital | 14.735 | 13.499 | 1.192 | 823 | 0 | 303 | 53 | 95 | 44 |
| OBV | 52 | Delnice/enote investicijskih skladov | 2.556 | 0 | 2.556 | 0 | 36 | 1.753 | 0 | 1.445 | 0 |
| OBV | 6 | Zavarovalno tehnične rezervacije | 5.031 | 0 | 5.031 | 0 | 0 | 0 | 0 | 5.067 | 0 |
| OBV | 611 | Rezervacije iz življenjskih zavarovanj | 2.532 | 0 | 2.532 | 0 | 0 | 0 | 0 | 2.532 | 0 |
| OBV | 612 | Rezervacije iz pokojninskih zavarovanj | 1.143 | 0 | 1.143 | 0 | 0 | 0 | 0 | 1.143 | 0 |
| OBV | 62 | Druge tehnične rezervacije | 1.356 | 0 | 1.356 | 0 | 0 | 0 | 0 | 1.393 | 0 |
| OBV | 7 | Druge obveznosti | 12.739 | 8.044 | 643 | 40 | 154 | 175 | 44 | 257 | 2.588 |
| OBV | 71 | Trgovinski krediti in avansi | 7.437 | 5.117 | 349 | 3 | 30 | 101 | 24 | 196 | 1.052 |
| OBV | 79 | Drugo | 5.302 | 2.927 | 294 | 37 | 124 | 74 | 20 | 61 | 1.536 |
| NETO | | Neto finančna sredstva | -14.441 | -39.654 | 4.759 | 749 | 4.638 | -915 | 70 | 217 | -6.749 |
| | | | Gospodarstvo Slovenije/ Total economy | Netofinančne družbe/ Non-financial corporations | Finančne družbe/ Financial corporations | Centralna banka/ Central Bank | Druge denarne finančne institucije/ Other monetary financial institutions | Druge finančni posredniki/ Other financial intermediaries | Izvajalci pomožnih finančnih dejavnosti/ Financial auxiliaries | Zavarovalnice in pokojninski skladi/ Insurance corporations and pension funds | Država/ General government |
| | | | S1 | S11 | S12 | S121 | S122 | S123 | S124 | S125 | S13 |

Consolidated financial accounts - outstanding amounts 2013 (end of year) A.2.16.

EUR millions

| Institutional sectors | | | | | | | | | | | Financial instruments | Code | Item type |
|---|-------------------------------------|--|------------------------------|---|------------------------------|-----------------------|----------------------------|---|---------------------------------------|------------------------------|-----------------------|------|-----------|
| S1311 | S1313 | S1314 | S14 | S15 | S2 | S21 | S2111 | S2112 | S22 | | | | |
| 20.137 | 1.317 | 1.465 | 38.600 | 499 | 49.020 | 40.131 | 30.163 | 9.968 | 8.890 | Financial assets | F | FAS | |
| 0 | 0 | 0 | 0 | 0 | 0 | 0 | 0 | 0 | 0 | Monetary gold and SDRs | 1 | FAS | |
| 3.588 | 378 | 11 | 20.241 | 299 | 2.846 | 2.580 | 2.331 | 250 | 266 | Currency and deposits | 2 | FAS | |
| 0 | 0 | 0 | 4.831 | 0 | 0 | 0 | 0 | 0 | 0 | Currency | 21 | FAS | |
| 366 | 187 | 1 | 6.299 | 145 | 1.412 | 1.278 | 1.104 | 174 | 133 | Transferable deposits | 22 | FAS | |
| 3.222 | 190 | 10 | 9.111 | 153 | 1.435 | 1.302 | 1.227 | 75 | 133 | Other deposits | 29 | FAS | |
| 148 | 0 | 143 | 317 | 24 | 15.957 | 11.524 | 8.109 | 3.415 | 4.433 | Securities other than shares | 3 | FAS | |
| 7 | 0 | 0 | 11 | 0 | 106 | 102 | 87 | 15 | 4 | Short-term | 331 | FAS | |
| 140 | 0 | 143 | 299 | 23 | 15.701 | 11.281 | 7.910 | 3.371 | 4.420 | Long-term | 332 | FAS | |
| 1 | 0 | 0 | 7 | 0 | 150 | 141 | 113 | 28 | 9 | Financial derivatives | 34 | FAS | |
| 2.600 | 5 | 2 | 698 | 2 | 16.376 | 14.964 | 11.077 | 3.887 | 1.412 | Loans | 4 | FAS | |
| 336 | 0 | 0 | 273 | 2 | 1.209 | 938 | 688 | 250 | 271 | Short-term | 41 | FAS | |
| 2.265 | 5 | 2 | 425 | 0 | 15.167 | 14.026 | 10.388 | 3.637 | 1.141 | Long-term | 42 | FAS | |
| 11.932 | 513 | 950 | 10.615 | 88 | 8.521 | 7.131 | 5.857 | 1.274 | 1.390 | Shares and other equity | 5 | FAS | |
| 1.263 | 5 | 491 | 1.443 | 4 | 801 | 577 | 211 | 366 | 224 | Quoted shares | 511 | FAS | |
| 6.700 | 50 | 244 | 975 | 52 | 2.886 | 2.276 | 2.045 | 231 | 610 | Unquoted shares | 512 | FAS | |
| 3.914 | 457 | 108 | 5.609 | 25 | 4.805 | 4.261 | 3.587 | 674 | 545 | Other equity | 513 | FAS | |
| 55 | 1 | 107 | 2.589 | 7 | 28 | 17 | 14 | 3 | 11 | Mutual funds shares | 52 | FAS | |
| 2 | 0 | 0 | 4.469 | 1 | 275 | 205 | 26 | 179 | 70 | Insurance technical reserves | 6 | FAS | |
| 0 | 0 | 0 | 2.633 | 0 | 0 | 0 | 0 | 0 | 0 | Life insurance reserves | 611 | FAS | |
| 0 | 0 | 0 | 1.142 | 0 | 2 | 1 | 0 | 1 | 0 | Pension fund reserves | 612 | FAS | |
| 2 | 0 | 0 | 694 | 1 | 273 | 203 | 26 | 177 | 69 | Other technical reserves | 62 | FAS | |
| 1.867 | 421 | 359 | 2.259 | 86 | 5.045 | 3.727 | 2.763 | 963 | 1.318 | Other accounts receivable | 7 | FAS | |
| 214 | 187 | 22 | 438 | 21 | 4.673 | 3.462 | 2.561 | 901 | 1.211 | Trade credits and advances | 71 | FAS | |
| 1.653 | 234 | 337 | 1.821 | 64 | 372 | 265 | 202 | 62 | 107 | Other | 79 | FAS | |
| 27.205 | 1.294 | 1.170 | 11.781 | 116 | 34.270 | 24.356 | 19.353 | 5.003 | 9.914 | Liabilities | F | LIA | |
| 93 | 0 | 0 | 0 | 0 | 7.281 | 6.261 | 5.935 | 326 | 1.020 | Currency and deposits | 2 | LIA | |
| 54 | 0 | 0 | 0 | 0 | 1.025 | 435 | 427 | 8 | 590 | Currency | 21 | LIA | |
| 0 | 0 | 0 | 0 | 0 | 940 | 761 | 653 | 108 | 179 | Transferable deposits | 22 | LIA | |
| 39 | 0 | 0 | 0 | 0 | 5.316 | 5.065 | 4.856 | 210 | 250 | Other deposits | 29 | LIA | |
| 22.532 | 0 | 0 | 0 | 0 | 8.858 | 7.871 | 6.883 | 988 | 987 | Securities other than shares | 3 | LIA | |
| 594 | 0 | 0 | 0 | 0 | 130 | 127 | 126 | 1 | 3 | Short-term | 331 | LIA | |
| 21.934 | 0 | 0 | 0 | 0 | 8.637 | 7.659 | 6.688 | 970 | 978 | Long-term | 332 | LIA | |
| 4 | 0 | 0 | 0 | 0 | 91 | 85 | 68 | 17 | 6 | Financial derivatives | 34 | LIA | |
| 2.576 | 738 | 2 | 10.349 | 84 | 5.704 | 3.500 | 2.146 | 1.353 | 2.204 | Loans | 4 | LIA | |
| 33 | 17 | 0 | 1.074 | 25 | 1.864 | 1.301 | 569 | 732 | 563 | Short-term | 41 | LIA | |
| 2.543 | 721 | 2 | 9.275 | 59 | 3.840 | 2.199 | 1.577 | 622 | 1.641 | Long-term | 42 | LIA | |
| 52 | 0 | 920 | 0 | 0 | 6.723 | 3.150 | 2.251 | 900 | 3.573 | Shares and other equity | 5 | LIA | |
| 0 | 0 | 0 | 0 | 0 | 1.811 | 527 | 395 | 132 | 1.284 | Quoted shares | 511 | LIA | |
| 8 | 0 | 920 | 0 | 0 | 519 | 188 | 113 | 75 | 331 | Unquoted shares | 512 | LIA | |
| 44 | 0 | 0 | 0 | 0 | 3.099 | 1.436 | 763 | 673 | 1.663 | Other equity | 513 | LIA | |
| 0 | 0 | 0 | 0 | 0 | 1.294 | 1.000 | 980 | 20 | 294 | Mutual funds shares | 52 | LIA | |
| 0 | 0 | 0 | 0 | 0 | 131 | 123 | 107 | 17 | 8 | Insurance technical reserves | 6 | LIA | |
| 0 | 0 | 0 | 0 | 0 | 102 | 101 | 91 | 10 | 1 | Life insurance reserves | 611 | LIA | |
| 0 | 0 | 0 | 0 | 0 | 0 | 0 | 0 | 0 | 0 | Pension fund reserves | 612 | LIA | |
| 0 | 0 | 0 | 0 | 0 | 29 | 22 | 16 | 6 | 7 | Other technical reserves | 62 | LIA | |
| 1.952 | 556 | 248 | 1.432 | 32 | 5.573 | 3.451 | 2.031 | 1.420 | 2.122 | Other accounts payable | 7 | LIA | |
| 725 | 276 | 51 | 893 | 26 | 5.178 | 3.206 | 1.876 | 1.330 | 1.972 | Trade credits and advances | 71 | LIA | |
| 1.227 | 280 | 197 | 539 | 6 | 395 | 245 | 155 | 90 | 150 | Other | 79 | LIA | |
| -7.067 | 23 | 295 | 26.819 | 383 | 14.750 | 15.775 | 10.810 | 4.964 | -1.024 | Net financial assets | | NETO | |
| Centralna država/ Central government | Lokalna država/ Local government | Skladi socialne varnosti/ Social security funds | Gospodinjstva/ Households | Nepr. instit., ki opravljajo storitve za gospod./ Non-profit institutions serving households | Tujina/ Rest of the world | EU/ European Union | EMU/ Members of the EMU | Ostale članice EU/ European Union, not EMU | Ostali (izven EU)/ Others (not EU) | | | | |
| S1311 | S1313 | S1314 | S14 | S15 | S2 | S21 | S2111 | S2112 | S22 | | | | |

A.2.16.

S.11 - nefinančne družbe

B.1.1.1. Nekonsolidirani finančni računi - stanja 2012 (konec leta)

v mio EUR

| Vrsta post. | Oznaka | Finančni instrumenti | Institucionalni sektorji | | | | | | | | |
|-------------|--------|--|--|--|--|----------------------------------|--|---|--|---|-------------------------------|
| | | | S1 | S11 | S12 | S121 | S122 | S123 | S124 | S125 | S13 |
| FSR | F | Finančna sredstva | 33.005 | 24.764 | 5.579 | 63 | 4.385 | 449 | 75 | 608 | 1447 |
| FSR | 1 | Monetarno zlato in SDR | 0 | 0 | 0 | 0 | 0 | 0 | 0 | 0 | 0 |
| FSR | 2 | Gotovina in vloge | 3.844 | 0 | 3.801 | 62 | 3.739 | 0 | 0 | 0 | 42 |
| FSR | 21 | Gotovina | 62 | 0 | 62 | 62 | 0 | 0 | 0 | 0 | 0 |
| FSR | 22 | Prenosljive vloge | 1.922 | 0 | 1.922 | 0 | 1.922 | 0 | 0 | 0 | 0 |
| FSR | 29 | Druge vloge | 1.859 | 0 | 1.816 | 0 | 1.816 | 0 | 0 | 0 | 42 |
| FSR | 3 | Vrednostni papirji razen delnic | 217 | 79 | 87 | 0 | 81 | 0 | 2 | 4 | 51 |
| FSR | 331 | Kratkoročni | 34 | 33 | 1 | 0 | 1 | 0 | 0 | 0 | 0 |
| FSR | 332 | Dolgoročni | 174 | 43 | 80 | 0 | 75 | 0 | 1 | 4 | 51 |
| FSR | 34 | Izvedeni finančni instrumenti | 9 | 3 | 5 | 0 | 5 | 0 | 0 | 0 | 0 |
| FSR | 4 | Posojila | 4.840 | 4.261 | 101 | 0 | 1 | 79 | 21 | 0 | 164 |
| FSR | 41 | Kratkoročna | 2.685 | 2.436 | 67 | 0 | 0 | 48 | 19 | 0 | 2 |
| FSR | 42 | Dolgoročna | 2.155 | 1.825 | 34 | 0 | 1 | 31 | 1 | 0 | 163 |
| FSR | 5 | Delnice in drug lastniški kapital | 13.924 | 12.970 | 911 | 0 | 484 | 228 | 30 | 169 | 43 |
| FSR | 511 | Delnice, ki kotirajo | 805 | 726 | 78 | 0 | 21 | 7 | 0 | 50 | 0 |
| FSR | 512 | Delnice, ki ne kotirajo | 3.927 | 3.227 | 700 | 0 | 461 | 103 | 17 | 119 | 0 |
| FSR | 513 | Drug lastniški kapital | 9.085 | 9.017 | 25 | 0 | 0 | 13 | 13 | 0 | 43 |
| FSR | 52 | Delnice/enote investicijskih skladov | 107 | 0 | 107 | 0 | 2 | 105 | 0 | 0 | 0 |
| FSR | 6 | Zavarovalno tehnične rezervacije | 416 | 0 | 416 | 0 | 0 | 0 | 0 | 416 | 0 |
| FSR | 611 | Rezervacije iz življenjskih zavarovanj | 0 | 0 | 0 | 0 | 0 | 0 | 0 | 0 | 0 |
| FSR | 612 | Rezervacije iz pokojninskih zavarovanj | 0 | 0 | 0 | 0 | 0 | 0 | 0 | 0 | 0 |
| FSR | 62 | Druge tehnične rezervacije | 416 | 0 | 416 | 0 | 0 | 0 | 0 | 416 | 0 |
| FSR | 7 | Druge terjatve | 9.765 | 7.454 | 264 | 1 | 79 | 142 | 23 | 18 | 1147 |
| FSR | 71 | Trgovinski krediti in avansi | 7.925 | 6.420 | 161 | 1 | 26 | 105 | 15 | 15 | 605 |
| FSR | 79 | Drugo | 1.840 | 1.034 | 103 | 0 | 54 | 37 | 8 | 4 | 542 |
| OBV | F | Obveznosti | 67.983 | 24.764 | 23.860 | 0 | 19.985 | 3.061 | 135 | 679 | 9.749 |
| OBV | 2 | Gotovina in vloge | 0 | 0 | 0 | 0 | 0 | 0 | 0 | 0 | 0 |
| OBV | 21 | Gotovina | 0 | 0 | 0 | 0 | 0 | 0 | 0 | 0 | 0 |
| OBV | 22 | Prenosljive vloge | 0 | 0 | 0 | 0 | 0 | 0 | 0 | 0 | 0 |
| OBV | 29 | Druge vloge | 0 | 0 | 0 | 0 | 0 | 0 | 0 | 0 | 0 |
| OBV | 3 | Vrednostni papirji razen delnic | 702 | 79 | 558 | 0 | 301 | 29 | 1 | 228 | 33 |
| OBV | 331 | Kratkoročni | 94 | 33 | 47 | 0 | 4 | 11 | 1 | 32 | 7 |
| OBV | 332 | Dolgoročni | 487 | 43 | 393 | 0 | 180 | 17 | 0 | 195 | 26 |
| OBV | 34 | Izvedeni finančni instrumenti | 121 | 3 | 118 | 0 | 117 | 1 | 0 | 0 | 0 |
| OBV | 4 | Posojila | 26.507 | 4.261 | 21.341 | 0 | 19.090 | 2.177 | 26 | 48 | 209 |
| OBV | 41 | Kratkoročna | 9.145 | 2.436 | 6.441 | 0 | 6.189 | 223 | 24 | 4 | 3 |
| OBV | 42 | Dolgoročna | 17.362 | 1.825 | 14.900 | 0 | 12.901 | 1.954 | 2 | 44 | 206 |
| OBV | 5 | Delnice in drug lastniški kapital | 30.022 | 12.970 | 1.618 | 0 | 516 | 676 | 73 | 354 | 7.866 |
| OBV | 511 | Delnice, ki kotirajo | 3.709 | 726 | 713 | 0 | 293 | 239 | 20 | 161 | 1.195 |
| OBV | 512 | Delnice, ki ne kotirajo | 8.450 | 3.227 | 731 | 0 | 171 | 362 | 29 | 169 | 3.492 |
| OBV | 513 | Drug lastniški kapital | 17.864 | 9.017 | 174 | 0 | 53 | 74 | 23 | 24 | 3.179 |
| OBV | 52 | Delnice/enote investicijskih skladov | 0 | 0 | 0 | 0 | 0 | 0 | 0 | 0 | 0 |
| OBV | 6 | Zavarovalno tehnične rezervacije | 0 | 0 | 0 | 0 | 0 | 0 | 0 | 0 | 0 |
| OBV | 611 | Rezervacije iz življenjskih zavarovanj | 0 | 0 | 0 | 0 | 0 | 0 | 0 | 0 | 0 |
| OBV | 612 | Rezervacije iz pokojninskih zavarovanj | 0 | 0 | 0 | 0 | 0 | 0 | 0 | 0 | 0 |
| OBV | 62 | Druge tehnične rezervacije | 0 | 0 | 0 | 0 | 0 | 0 | 0 | 0 | 0 |
| OBV | 7 | Druge obveznosti | 10.751 | 7.454 | 342 | 0 | 77 | 179 | 35 | 50 | 1.641 |
| OBV | 71 | Trgovinski krediti in avansi | 7.323 | 6.420 | 181 | 0 | 2 | 121 | 10 | 48 | 312 |
| OBV | 79 | Drugo | 3.428 | 1.034 | 161 | 0 | 75 | 58 | 25 | 2 | 1.329 |
| NETO | | Neto finančna sredstva | -34.978 | 0 | -18.281 | 63 | -15.600 | -2.613 | -60 | -71 | -8.302 |
| | | | Gospodarstvo Slovenije/ Total economy | Nefinančne družbe/ Non-financial corporations | Finančne družbe/ Financial corporations | Centralna banka/ Central Bank | Druge denarne finančne institucije/ Other monetary financial institutions | Druge finančni posredniki / Other financial intermediaries | Izvajalci pomožnih finančnih dejavnosti/ Financial auxiliaries | Zavarovalnice in pokojninski sklad/ Insurance corporations and pension funds | Država/ General government |
| | | | S1 | S11 | S12 | S121 | S122 | S123 | S124 | S125 | S13 |

S.11 - Non-financial corporations

Non-consolidated financial accounts - outstanding amounts 2012 (end of year) B.1.1.1.

EUR millions

| Institutional sectors | | | | | | | | | | | Financial instruments | Code | Item type |
|---|-------------------------------------|--|------------------------------|---|------------------------------|-----------------------|----------------------------|---|---------------------------------------|------------------------------|-----------------------|------|-----------|
| S1311 | S1313 | S1314 | S14 | S15 | S2 | S21 | S2111 | S2112 | S22 | | | | |
| 934 | 441 | 72 | 1167 | 47 | 10292 | 4168 | 3199 | 969 | 6124 | Financial assets | F | FAS | |
| 0 | 0 | 0 | 0 | 0 | 0 | 0 | 0 | 0 | 0 | Monetary gold and SDRs | 1 | FAS | |
| 42 | 0 | 0 | 0 | 0 | 205 | 186 | 149 | 37 | 19 | Currency and deposits | 2 | FAS | |
| 0 | 0 | 0 | 0 | 0 | 6 | 3 | 0 | 3 | 4 | Currency | 21 | FAS | |
| 0 | 0 | 0 | 0 | 0 | 185 | 170 | 136 | 35 | 15 | Transferable deposits | 22 | FAS | |
| 42 | 0 | 0 | 0 | 0 | 13 | 13 | 13 | 0 | 0 | Other deposits | 29 | FAS | |
| 51 | 0 | 0 | 0 | 0 | 40 | 39 | 30 | 9 | 1 | Securities other than shares | 3 | FAS | |
| 0 | 0 | 0 | 0 | 0 | 12 | 10 | 2 | 9 | 1 | Short-term | 331 | FAS | |
| 51 | 0 | 0 | 0 | 0 | 28 | 28 | 28 | 0 | 0 | Long-term | 332 | FAS | |
| 0 | 0 | 0 | 0 | 0 | 0 | 0 | 0 | 0 | 0 | Financial derivatives | 34 | FAS | |
| 147 | 17 | 0 | 294 | 20 | 1654 | 815 | 670 | 145 | 839 | Loans | 4 | FAS | |
| 1 | 1 | 0 | 161 | 19 | 951 | 635 | 507 | 127 | 317 | Short-term | 41 | FAS | |
| 147 | 16 | 0 | 133 | 1 | 702 | 180 | 163 | 17 | 522 | Long-term | 42 | FAS | |
| 43 | 0 | 0 | 0 | 0 | 3202 | 596 | 516 | 81 | 2606 | Shares and other equity | 5 | FAS | |
| 0 | 0 | 0 | 0 | 0 | 154 | 17 | 15 | 2 | 137 | Quoted shares | 511 | FAS | |
| 0 | 0 | 0 | 0 | 0 | 313 | 118 | 100 | 18 | 195 | Unquoted shares | 512 | FAS | |
| 43 | 0 | 0 | 0 | 0 | 2720 | 455 | 395 | 61 | 2264 | Other equity | 513 | FAS | |
| 0 | 0 | 0 | 0 | 0 | 17 | 6 | 6 | 0 | 11 | Mutual funds shares | 52 | FAS | |
| 0 | 0 | 0 | 0 | 0 | 0 | 0 | 0 | 0 | 0 | Insurance technical reserves | 6 | FAS | |
| 0 | 0 | 0 | 0 | 0 | 0 | 0 | 0 | 0 | 0 | Life insurance reserves | 611 | FAS | |
| 0 | 0 | 0 | 0 | 0 | 0 | 0 | 0 | 0 | 0 | Pension fund reserves | 612 | FAS | |
| 0 | 0 | 0 | 0 | 0 | 0 | 0 | 0 | 0 | 0 | Other technical reserves | 62 | FAS | |
| 651 | 424 | 72 | 873 | 27 | 5191 | 2531 | 1834 | 698 | 2659 | Other accounts receivable | 7 | FAS | |
| 363 | 219 | 23 | 715 | 24 | 4948 | 2455 | 1764 | 691 | 2493 | Trade credits and advances | 71 | FAS | |
| 288 | 204 | 50 | 158 | 3 | 243 | 76 | 70 | 6 | 166 | Other | 79 | FAS | |
| 8169 | 790 | 790 | 9511 | 99 | 18074 | 13769 | 10747 | 3022 | 4305 | Liabilities | F | LIA | |
| 0 | 0 | 0 | 0 | 0 | 0 | 0 | 0 | 0 | 0 | Currency and deposits | 2 | LIA | |
| 0 | 0 | 0 | 0 | 0 | 0 | 0 | 0 | 0 | 0 | Currency | 21 | LIA | |
| 0 | 0 | 0 | 0 | 0 | 0 | 0 | 0 | 0 | 0 | Transferable deposits | 22 | LIA | |
| 0 | 0 | 0 | 0 | 0 | 0 | 0 | 0 | 0 | 0 | Other deposits | 29 | LIA | |
| 23 | 0 | 10 | 32 | 0 | 264 | 231 | 158 | 73 | 33 | Securities other than shares | 3 | LIA | |
| 2 | 0 | 5 | 7 | 0 | 3 | 3 | 3 | 0 | 0 | Short-term | 331 | LIA | |
| 21 | 0 | 5 | 25 | 0 | 253 | 221 | 148 | 73 | 33 | Long-term | 332 | LIA | |
| 0 | 0 | 0 | 0 | 0 | 7 | 7 | 7 | 0 | 0 | Financial derivatives | 34 | LIA | |
| 206 | 3 | 0 | 692 | 4 | 6536 | 5648 | 3736 | 1912 | 888 | Loans | 4 | LIA | |
| 2 | 0 | 0 | 261 | 4 | 947 | 634 | 533 | 101 | 312 | Short-term | 41 | LIA | |
| 204 | 2 | 0 | 431 | 0 | 5590 | 5014 | 3203 | 1811 | 576 | Long-term | 42 | LIA | |
| 6868 | 520 | 478 | 7501 | 66 | 6482 | 4649 | 4172 | 477 | 1833 | Shares and other equity | 5 | LIA | |
| 887 | 4 | 303 | 1073 | 2 | 617 | 253 | 178 | 75 | 364 | Quoted shares | 511 | LIA | |
| 3372 | 54 | 66 | 963 | 37 | 1540 | 818 | 738 | 80 | 721 | Unquoted shares | 512 | LIA | |
| 2608 | 462 | 109 | 5466 | 27 | 4326 | 3578 | 3256 | 322 | 748 | Other equity | 513 | LIA | |
| 0 | 0 | 0 | 0 | 0 | 0 | 0 | 0 | 0 | 0 | Mutual funds shares | 52 | LIA | |
| 0 | 0 | 0 | 0 | 0 | 0 | 0 | 0 | 0 | 0 | Insurance technical reserves | 6 | LIA | |
| 0 | 0 | 0 | 0 | 0 | 0 | 0 | 0 | 0 | 0 | Life insurance reserves | 611 | LIA | |
| 0 | 0 | 0 | 0 | 0 | 0 | 0 | 0 | 0 | 0 | Pension fund reserves | 612 | LIA | |
| 0 | 0 | 0 | 0 | 0 | 0 | 0 | 0 | 0 | 0 | Other technical reserves | 62 | LIA | |
| 1072 | 268 | 301 | 1286 | 28 | 4791 | 3241 | 2681 | 560 | 1550 | Other accounts payable | 7 | LIA | |
| 165 | 146 | 1 | 396 | 14 | 4483 | 3087 | 2543 | 544 | 1396 | Trade credits and advances | 71 | LIA | |
| 907 | 122 | 300 | 890 | 14 | 308 | 154 | 138 | 16 | 155 | Other | 79 | LIA | |
| -7235 | -350 | -717 | -8344 | -51 | -7782 | -9601 | -7548 | -2053 | 1819 | Net financial assets | | NETO | |
| Centralna država/ Central government | Lokalna država/ Local government | Skлади socialne varnosti/ Social security funds | Gospodinjstva/ Households | Nepr. instit., ki opravljajo storitve za gospod./ Non-profit institutions serving households | Tujina/ Rest of the world | EU/ European Union | EMU/ Members of the EMU | Ostale članice EU/ European Union, not EMU | Ostali (izven EU)/ Others (not EU) | | | | |
| S1311 | S1313 | S1314 | S14 | S15 | S2 | S21 | S2111 | S2112 | S22 | | | | |

B.1.1.1.

S.11- nefinančne družbe

B.1.1.2. Nekonsolidirani finančni računi - transakcije 2013

v mio EUR

| Vrsta post. | Oznaka | Finančni instrumenti | Institucionalni sektorji | | | | | | | | |
|-------------|--------|--|--|--|--|----------------------------------|--|---|--|---|-------------------------------|
| | | | S1 | S11 | S12 | S121 | S122 | S123 | S124 | S125 | S13 |
| FSR | F | Finančna sredstva | -85 | -528 | 343 | 6 | 422 | -37 | 6 | -54 | 98 |
| FSR | 1 | Monetarno zlato in SDR | 0 | 0 | 0 | 0 | 0 | 0 | 0 | 0 | 0 |
| FSR | 2 | Gotovina in vloge | 461 | 0 | 468 | 6 | 462 | 0 | 0 | 0 | -7 |
| FSR | 21 | Gotovina | 6 | 0 | 6 | 6 | 0 | 0 | 0 | 0 | 0 |
| FSR | 22 | Prenosljive vloge | 264 | 0 | 264 | 0 | 264 | 0 | 0 | 0 | 0 |
| FSR | 29 | Druge vloge | 191 | 0 | 198 | 0 | 198 | 0 | 0 | 0 | -7 |
| FSR | 3 | Vrednostni papirji razen delnic | -30 | 5 | -38 | 0 | -34 | 0 | 0 | -3 | 2 |
| FSR | 331 | Kratkoročni | 8 | 2 | 6 | 0 | 6 | 0 | 0 | 0 | 1 |
| FSR | 332 | Dolgoročni | -19 | 7 | -27 | 0 | -23 | 0 | 0 | -3 | 1 |
| FSR | 34 | Izvedeni finančni instrumenti | -19 | -3 | -16 | 0 | -16 | 0 | 0 | 0 | 0 |
| FSR | 4 | Posojila | -244 | -241 | 5 | 0 | 5 | -1 | 1 | 0 | -5 |
| FSR | 41 | Kratkoročna | -441 | -423 | -8 | 0 | 0 | -8 | 1 | 0 | 6 |
| FSR | 42 | Dolgoročna | 197 | 182 | 13 | 0 | 5 | 7 | 0 | 0 | -11 |
| FSR | 5 | Delnice in drug lastniški kapital | 102 | 141 | -41 | 0 | -12 | -15 | 0 | -14 | 0 |
| FSR | 511 | Delnice, ki kotirajo | -9 | 4 | -14 | 0 | 0 | 0 | 0 | -14 | 0 |
| FSR | 512 | Delnice, ki ne kotirajo | 11 | 21 | -12 | 0 | -11 | -1 | 0 | 0 | 0 |
| FSR | 513 | Drug lastniški kapital | 116 | 115 | 0 | 0 | 0 | 0 | 0 | 0 | 0 |
| FSR | 52 | Delnice/enote investicijskih skladov | -15 | 0 | -15 | 0 | -1 | -14 | 0 | 0 | 0 |
| FSR | 6 | Zavarovalno tehnične rezervacije | -41 | 0 | -41 | 0 | 0 | 0 | 0 | -41 | 0 |
| FSR | 611 | Rezervacije iz življenjskih zavarovanj | 0 | 0 | 0 | 0 | 0 | 0 | 0 | 0 | 0 |
| FSR | 612 | Rezervacije iz pokojninskih zavarovanj | 0 | 0 | 0 | 0 | 0 | 0 | 0 | 0 | 0 |
| FSR | 62 | Druge tehnične rezervacije | -41 | 0 | -41 | 0 | 0 | 0 | 0 | -41 | 0 |
| FSR | 7 | Druge terjatve | -333 | -433 | -10 | 0 | 1 | -20 | 6 | 4 | 107 |
| FSR | 71 | Trgovinski krediti in avansi | -288 | -410 | -3 | 0 | -2 | -3 | 3 | -1 | 133 |
| FSR | 79 | Drugo | -45 | -23 | -7 | 0 | 3 | -17 | 2 | 5 | -26 |
| OBV | F | Obveznosti | -2093 | -528 | -2665 | 0 | -2647 | -41 | 2 | 21 | 1186 |
| OBV | 2 | Gotovina in vloge | 0 | 0 | 0 | 0 | 0 | 0 | 0 | 0 | 0 |
| OBV | 21 | Gotovina | 0 | 0 | 0 | 0 | 0 | 0 | 0 | 0 | 0 |
| OBV | 22 | Prenosljive vloge | 0 | 0 | 0 | 0 | 0 | 0 | 0 | 0 | 0 |
| OBV | 29 | Druge vloge | 0 | 0 | 0 | 0 | 0 | 0 | 0 | 0 | 0 |
| OBV | 3 | Vrednostni papirji razen delnic | -45 | 5 | -50 | 0 | -53 | -6 | 0 | 8 | 0 |
| OBV | 331 | Kratkoročni | 14 | 2 | 17 | 0 | 12 | -4 | 0 | 9 | -2 |
| OBV | 332 | Dolgoročni | 7 | 7 | -4 | 0 | -3 | -1 | 1 | 0 | 1 |
| OBV | 34 | Izvedeni finančni instrumenti | -65 | -3 | -63 | 0 | -62 | -1 | 0 | 0 | 0 |
| OBV | 4 | Posojila | -1942 | -241 | -2610 | 0 | -2606 | -3 | 0 | -1 | 930 |
| OBV | 41 | Kratkoročna | -1286 | -423 | -1171 | 0 | -1185 | 6 | -4 | 12 | 308 |
| OBV | 42 | Dolgoročna | -656 | 182 | -1438 | 0 | -1421 | -10 | 4 | -12 | 621 |
| OBV | 5 | Delnice in drug lastniški kapital | 78 | 141 | -39 | 0 | 8 | -47 | -4 | 4 | 14 |
| OBV | 511 | Delnice, ki kotirajo | -50 | 4 | -41 | 0 | -11 | -27 | -6 | 4 | 9 |
| OBV | 512 | Delnice, ki ne kotirajo | -18 | 21 | -20 | 0 | -6 | -13 | 1 | -3 | 10 |
| OBV | 513 | Drug lastniški kapital | 146 | 115 | 22 | 0 | 25 | -7 | 1 | 3 | -5 |
| OBV | 52 | Delnice/enote investicijskih skladov | 0 | 0 | 0 | 0 | 0 | 0 | 0 | 0 | 0 |
| OBV | 6 | Zavarovalno tehnične rezervacije | 0 | 0 | 0 | 0 | 0 | 0 | 0 | 0 | 0 |
| OBV | 611 | Rezervacije iz življenjskih zavarovanj | 0 | 0 | 0 | 0 | 0 | 0 | 0 | 0 | 0 |
| OBV | 612 | Rezervacije iz pokojninskih zavarovanj | 0 | 0 | 0 | 0 | 0 | 0 | 0 | 0 | 0 |
| OBV | 62 | Druge tehnične rezervacije | 0 | 0 | 0 | 0 | 0 | 0 | 0 | 0 | 0 |
| OBV | 7 | Druge obveznosti | -184 | -433 | 34 | 0 | 4 | 15 | 6 | 9 | 242 |
| OBV | 71 | Trgovinski krediti in avansi | -415 | -410 | 10 | 0 | 1 | 7 | 7 | -4 | 14 |
| OBV | 79 | Drugo | 231 | -23 | 24 | 0 | 3 | 8 | -1 | 13 | 228 |
| NETO | | Neto finančna sredstva | 2008 | 0 | 3008 | 6 | 3069 | 4 | 4 | -75 | -1088 |
| | | | Gospodarstvo Slovenije/ Total economy | Nefinančne družbe/ Non-financial corporations | Finančne družbe/ Financial corporations | Centralna banka/ Central Bank | Druge denarne finančne institucije/ Other monetary financial institutions | Drugi finančni posredniki / Other financial intermediaries | Izvajalci pomožnih finančnih dejavnosti/ Financial auxiliaries | Zavarovalnice in pokojninski sklad/ Insurance corporations and pension funds | Država/ General government |
| | | | S1 | S11 | S12 | S121 | S122 | S123 | S124 | S125 | S13 |

S.11 - Non-financial corporations

Non-consolidated financial accounts - transactions 2013 B.11.2.

EUR millions

| Institutional sectors | | | | | | | | | | | Financial instruments | Code | Item type |
|---|-------------------------------------|--|------------------------------|---|------------------------------|-----------------------|----------------------------|---|---------------------------------------|------------------------------|-----------------------|------|-----------|
| S1311 | S1313 | S1314 | S14 | S15 | S2 | S21 | S2111 | S2112 | S22 | | | | |
| 89 | 21 | -13 | 8 | -6 | 313 | 184 | 127 | 58 | 128 | Financial assets | F | FAS | |
| 0 | 0 | 0 | 0 | 0 | 0 | 0 | 0 | 0 | 0 | Monetary gold and SDRs | 1 | FAS | |
| -7 | 0 | 0 | 0 | 0 | 87 | 69 | 48 | 21 | 17 | Currency and deposits | 2 | FAS | |
| 0 | 0 | 0 | 0 | 0 | -2 | -3 | 0 | -3 | 1 | Currency | 21 | FAS | |
| 0 | 0 | 0 | 0 | 0 | 103 | 87 | 64 | 24 | 16 | Transferable deposits | 22 | FAS | |
| -7 | 0 | 0 | 0 | 0 | -15 | -15 | -15 | 0 | 0 | Other deposits | 29 | FAS | |
| 2 | 0 | 0 | 0 | 0 | -5 | -13 | -6 | -7 | 8 | Securities other than shares | 3 | FAS | |
| 1 | 0 | 0 | 0 | 0 | -7 | -8 | 0 | -8 | 1 | Short-term | 331 | FAS | |
| 1 | 0 | 0 | 0 | 0 | 2 | -5 | -6 | 1 | 7 | Long-term | 332 | FAS | |
| 0 | 0 | 0 | 0 | 0 | 0 | 0 | 0 | 0 | 0 | Financial derivatives | 34 | FAS | |
| -3 | -1 | 0 | 2 | -5 | 34 | 35 | 28 | 6 | -1 | Loans | 4 | FAS | |
| 7 | -1 | 0 | -14 | -2 | -7 | -19 | 20 | -39 | 12 | Short-term | 41 | FAS | |
| -10 | -1 | 0 | 16 | -3 | 40 | 53 | 8 | 45 | -13 | Long-term | 42 | FAS | |
| 0 | 0 | 0 | 0 | 2 | 65 | 14 | 3 | 11 | 51 | Shares and other equity | 5 | FAS | |
| 0 | 0 | 0 | 0 | 0 | 1 | -2 | -4 | 2 | 4 | Quoted shares | 511 | FAS | |
| 0 | 0 | 0 | 0 | 1 | -8 | 10 | 7 | 2 | -17 | Unquoted shares | 512 | FAS | |
| 0 | 0 | 0 | 0 | 1 | 77 | 10 | 3 | 7 | 67 | Other equity | 513 | FAS | |
| 0 | 0 | 0 | 0 | 0 | -5 | -4 | -3 | -1 | -1 | Mutual funds shares | 52 | FAS | |
| 0 | 0 | 0 | 0 | 0 | 0 | 0 | 0 | 0 | 0 | Insurance technical reserves | 6 | FAS | |
| 0 | 0 | 0 | 0 | 0 | 0 | 0 | 0 | 0 | 0 | Life insurance reserves | 611 | FAS | |
| 0 | 0 | 0 | 0 | 0 | 0 | 0 | 0 | 0 | 0 | Pension fund reserves | 612 | FAS | |
| 0 | 0 | 0 | 0 | 0 | 0 | 0 | 0 | 0 | 0 | Other technical reserves | 62 | FAS | |
| 97 | 23 | -13 | 6 | -3 | 132 | 79 | 52 | 27 | 53 | Other accounts receivable | 7 | FAS | |
| 101 | 34 | -2 | -5 | -2 | 145 | 98 | 69 | 29 | 47 | Trade credits and advances | 71 | FAS | |
| -4 | -11 | -11 | 11 | 0 | -13 | -20 | -17 | -3 | 6 | Other | 79 | FAS | |
| 1156 | 18 | 12 | -86 | 1 | 670 | 433 | -127 | 560 | 237 | Liabilities | F | LIA | |
| 0 | 0 | 0 | 0 | 0 | 0 | 0 | 0 | 0 | 0 | Currency and deposits | 2 | LIA | |
| 0 | 0 | 0 | 0 | 0 | 0 | 0 | 0 | 0 | 0 | Currency | 21 | LIA | |
| 0 | 0 | 0 | 0 | 0 | 0 | 0 | 0 | 0 | 0 | Transferable deposits | 22 | LIA | |
| 0 | 0 | 0 | 0 | 0 | 0 | 0 | 0 | 0 | 0 | Other deposits | 29 | LIA | |
| 5 | 0 | -5 | 0 | 0 | -4 | -2 | -1 | -1 | -2 | Securities other than shares | 3 | LIA | |
| 3 | 0 | -5 | -3 | 0 | 1 | 1 | 1 | 0 | 0 | Short-term | 331 | LIA | |
| 1 | 0 | 0 | 3 | 0 | -1 | 1 | 2 | -2 | -2 | Long-term | 332 | LIA | |
| 0 | 0 | 0 | 0 | 0 | -4 | -4 | -4 | 0 | 0 | Financial derivatives | 34 | LIA | |
| 930 | 0 | 0 | -18 | -2 | 596 | 467 | 36 | 431 | 129 | Loans | 4 | LIA | |
| 308 | 0 | 0 | 3 | -2 | 62 | 78 | 84 | -5 | -17 | Short-term | 41 | LIA | |
| 622 | 0 | 0 | -21 | 0 | 535 | 389 | -48 | 437 | 146 | Long-term | 42 | LIA | |
| 8 | 4 | 2 | -38 | 0 | 217 | 141 | 77 | 63 | 76 | Shares and other equity | 5 | LIA | |
| 7 | 0 | 2 | -23 | 0 | 77 | 32 | 15 | 17 | 45 | Quoted shares | 511 | LIA | |
| 10 | 0 | 0 | -29 | 0 | 23 | -19 | -17 | -2 | 42 | Unquoted shares | 512 | LIA | |
| -9 | 4 | 0 | 14 | 0 | 117 | 128 | 80 | 48 | -11 | Other equity | 513 | LIA | |
| 0 | 0 | 0 | 0 | 0 | 0 | 0 | 0 | 0 | 0 | Mutual funds shares | 52 | LIA | |
| 0 | 0 | 0 | 0 | 0 | 0 | 0 | 0 | 0 | 0 | Insurance technical reserves | 6 | LIA | |
| 0 | 0 | 0 | 0 | 0 | 0 | 0 | 0 | 0 | 0 | Life insurance reserves | 611 | LIA | |
| 0 | 0 | 0 | 0 | 0 | 0 | 0 | 0 | 0 | 0 | Pension fund reserves | 612 | LIA | |
| 0 | 0 | 0 | 0 | 0 | 0 | 0 | 0 | 0 | 0 | Other technical reserves | 62 | LIA | |
| 214 | 14 | 15 | -30 | 3 | -139 | -173 | -239 | 66 | 33 | Other accounts payable | 7 | LIA | |
| 1 | 12 | 1 | -28 | -1 | -94 | -152 | -225 | 73 | 58 | Trade credits and advances | 71 | LIA | |
| 212 | 2 | 14 | -2 | 4 | -46 | -21 | -15 | -7 | -24 | Other | 79 | LIA | |
| -1067 | 4 | -24 | 94 | -7 | -357 | -249 | 253 | -502 | -108 | Net financial assets | | NETO | |
| Centralna država/ Central government | Lokalna država/ Local government | Skлади socialne varnosti/ Social security funds | Gospodinjstva/ Households | Nepr. instit., ki opravljajo storitve za gospod./ Non-profit institutions serving households | Tujina/ Rest of the world | EU/ European Union | EMU/ Members of the EMU | Ostale članice EU/ European Union, not EMU | Ostali (izven EU)/ Others (not EU) | | | | |
| S1311 | S1313 | S1314 | S14 | S15 | S2 | S21 | S2111 | S2112 | S22 | | | | |

B.11.2.

S.11- nefinančne družbe

B.1.1.3. Nekonsolidirani finančni računi - vrednostne spremembe 2013

v mio EUR

| Vrsta post. | Oznaka | Finančni instrumenti | Institucionalni sektorji | | | | | | | | |
|-------------|--------|--|--|--|--|----------------------------------|--|---|--|---|-------------------------------|
| | | | S1 | S11 | S12 | S121 | S122 | S123 | S124 | S125 | S13 |
| FSR | F | Finančna sredstva | -657 | -352 | -314 | 0 | -280 | -41 | 3 | 4 | 2 |
| FSR | 1 | Monetarno zlato in SDR | 0 | 0 | 0 | 0 | 0 | 0 | 0 | 0 | 0 |
| FSR | 2 | Gotovina in vloge | 9 | 0 | 9 | 0 | 9 | 0 | 0 | 0 | 0 |
| FSR | 21 | Gotovina | 0 | 0 | 0 | 0 | 0 | 0 | 0 | 0 | 0 |
| FSR | 22 | Prenosljive vloge | -195 | 0 | -195 | 0 | -195 | 0 | 0 | 0 | 0 |
| FSR | 29 | Druge vloge | 204 | 0 | 204 | 0 | 204 | 0 | 0 | 0 | 0 |
| FSR | 3 | Vrednostni papirji razen delnic | -25 | -7 | -18 | 0 | -18 | 0 | -1 | 0 | 1 |
| FSR | 331 | Kratkoročni | -3 | -3 | 0 | 0 | 0 | 0 | 0 | 0 | 0 |
| FSR | 332 | Dolgoročni | -36 | -5 | -32 | 0 | -31 | 0 | -1 | 0 | 1 |
| FSR | 34 | Izvedeni finančni instrumenti | 13 | 0 | 13 | 0 | 13 | 0 | 0 | 0 | 0 |
| FSR | 4 | Posojila | -58 | -57 | 0 | 0 | 0 | -3 | 4 | 0 | 0 |
| FSR | 41 | Kratkoročna | -25 | -50 | 26 | 0 | 0 | 22 | 5 | 0 | 0 |
| FSR | 42 | Dolgoročna | -33 | -7 | -27 | 0 | 0 | -25 | -1 | 0 | 0 |
| FSR | 5 | Delnice in drug lastniški kapital | -659 | -359 | -299 | 0 | -276 | -17 | 2 | -8 | 1 |
| FSR | 511 | Delnice, ki kotirajo | -118 | -101 | -17 | 0 | -21 | -2 | 0 | 6 | 0 |
| FSR | 512 | Delnice, ki ne kotirajo | -520 | -237 | -282 | 0 | -257 | -10 | -1 | -14 | 0 |
| FSR | 513 | Drug lastniški kapital | -21 | -22 | 0 | 0 | 0 | -2 | 3 | 0 | 1 |
| FSR | 52 | Delnice/enote investicijskih skladov | 0 | 0 | 0 | 0 | 2 | -2 | 0 | 0 | 0 |
| FSR | 6 | Zavarovalno tehnične rezervacije | 12 | 0 | 12 | 0 | 0 | 0 | 0 | 12 | 0 |
| FSR | 611 | Rezervacije iz življenjskih zavarovanj | 0 | 0 | 0 | 0 | 0 | 0 | 0 | 0 | 0 |
| FSR | 612 | Rezervacije iz pokojninskih zavarovanj | 0 | 0 | 0 | 0 | 0 | 0 | 0 | 0 | 0 |
| FSR | 62 | Druge tehnične rezervacije | 12 | 0 | 12 | 0 | 0 | 0 | 0 | 12 | 0 |
| FSR | 7 | Druge terjatve | 65 | 72 | -17 | 0 | 5 | -21 | -1 | 0 | 0 |
| FSR | 71 | Trgovinski krediti in avansi | 45 | 62 | -20 | 0 | 0 | -19 | 0 | 0 | 0 |
| FSR | 79 | Drugo | 20 | 10 | 3 | 0 | 6 | -2 | -1 | 0 | 0 |
| OBV | F | Obveznosti | -2406 | -352 | -2459 | 0 | -2300 | -158 | 17 | -18 | 292 |
| OBV | 2 | Gotovina in vloge | 0 | 0 | 0 | 0 | 0 | 0 | 0 | 0 | 0 |
| OBV | 21 | Gotovina | 0 | 0 | 0 | 0 | 0 | 0 | 0 | 0 | 0 |
| OBV | 22 | Prenosljive vloge | 0 | 0 | 0 | 0 | 0 | 0 | 0 | 0 | 0 |
| OBV | 29 | Druge vloge | 0 | 0 | 0 | 0 | 0 | 0 | 0 | 0 | 0 |
| OBV | 3 | Vrednostni papirji razen delnic | -37 | -7 | -27 | 0 | -23 | 0 | 0 | -3 | -2 |
| OBV | 331 | Kratkoročni | 0 | -3 | 3 | 0 | 0 | 0 | 0 | 3 | 0 |
| OBV | 332 | Dolgoročni | -25 | -5 | -17 | 0 | -11 | 0 | 0 | -6 | -2 |
| OBV | 34 | Izvedeni finančni instrumenti | -12 | 0 | -12 | 0 | -12 | 0 | 0 | 0 | 0 |
| OBV | 4 | Posojila | -2300 | -57 | -2224 | 0 | -2155 | -73 | 0 | 3 | 1 |
| OBV | 41 | Kratkoročna | -969 | -50 | -906 | 0 | -875 | -40 | 6 | 4 | 0 |
| OBV | 42 | Dolgoročna | -1330 | -7 | -1318 | 0 | -1280 | -32 | -6 | 0 | 1 |
| OBV | 5 | Delnice in drug lastniški kapital | -118 | -359 | -178 | 0 | -122 | -51 | 16 | -22 | 292 |
| OBV | 511 | Delnice, ki kotirajo | 181 | -101 | -63 | 0 | -52 | 3 | 2 | -16 | 208 |
| OBV | 512 | Delnice, ki ne kotirajo | -307 | -237 | -68 | 0 | -36 | -44 | 14 | -2 | 10 |
| OBV | 513 | Drug lastniški kapital | 9 | -22 | -46 | 0 | -33 | -9 | 0 | -4 | 74 |
| OBV | 52 | Delnice/enote investicijskih skladov | 0 | 0 | 0 | 0 | 0 | 0 | 0 | 0 | 0 |
| OBV | 6 | Zavarovalno tehnične rezervacije | 0 | 0 | 0 | 0 | 0 | 0 | 0 | 0 | 0 |
| OBV | 611 | Rezervacije iz življenjskih zavarovanj | 0 | 0 | 0 | 0 | 0 | 0 | 0 | 0 | 0 |
| OBV | 612 | Rezervacije iz pokojninskih zavarovanj | 0 | 0 | 0 | 0 | 0 | 0 | 0 | 0 | 0 |
| OBV | 62 | Druge tehnične rezervacije | 0 | 0 | 0 | 0 | 0 | 0 | 0 | 0 | 0 |
| OBV | 7 | Druge obveznosti | 48 | 72 | -30 | 0 | -1 | -34 | 1 | 4 | 0 |
| OBV | 71 | Trgovinski krediti in avansi | 43 | 62 | -23 | 0 | 0 | -27 | 0 | 4 | 0 |
| OBV | 79 | Drugo | 6 | 10 | -7 | 0 | -1 | -8 | 1 | 0 | 0 |
| NETO | | Neto finančna sredstva | 1749 | 0 | 2145 | 0 | 2020 | 117 | -14 | 22 | -290 |
| | | | Gospodarstvo Slovenije/ Total economy | Nefinančne družbe/ Non-financial corporations | Finančne družbe/ Financial corporations | Centralna banka/ Central Bank | Druge denarne finančne institucije/ Other monetary financial institutions | Drugi finančni posredniki / Other financial intermediaries | Izvajalci pomožnih finančnih dejavnosti/ Financial auxiliaries | Zavarovalnice in pokojninski sklad/ Insurance corporations and pension funds | Država/ General government |
| | | | S1 | S11 | S12 | S121 | S122 | S123 | S124 | S125 | S13 |

S.11 - Non-financial corporations

Non-consolidated financial accounts - revaluation changes 2013 B.1.1.3.

EUR millions

| Institutional sectors | | | | | | | | | | | Financial instruments | Code | Item type | |
|---|-------------------------------------|--|------------------------------|--|------------------------------|-----------------------|----------------------------|---|---------------------------------------|--|------------------------------|------|-----------|--|
| S1311 | S1313 | S1314 | S14 | S15 | S2 | S21 | S2111 | S2112 | S22 | | | | | |
| 2 | -2 | 2 | 6 | 1 | -362 | 1294 | 1 | 1293 | -1656 | | Financial assets | F | FAS | |
| 0 | 0 | 0 | 0 | 0 | 0 | 0 | 0 | 0 | 0 | | Monetary gold and SDRs | 1 | FAS | |
| 0 | 0 | 0 | 0 | 0 | 6 | 6 | 6 | 0 | 0 | | Currency and deposits | 2 | FAS | |
| 0 | 0 | 0 | 0 | 0 | 0 | 0 | 0 | 0 | 0 | | Currency | 21 | FAS | |
| 0 | 0 | 0 | 0 | 0 | 0 | 0 | 0 | 0 | 0 | | Transferable deposits | 22 | FAS | |
| 0 | 0 | 0 | 0 | 0 | 6 | 6 | 6 | 0 | 0 | | Other deposits | 29 | FAS | |
| 1 | 0 | 0 | 0 | 0 | 0 | 0 | 0 | 0 | 0 | | Securities other than shares | 3 | FAS | |
| 0 | 0 | 0 | 0 | 0 | 0 | 0 | 0 | 0 | 0 | | Short-term | 331 | FAS | |
| 1 | 0 | 0 | 0 | 0 | 0 | 0 | 0 | 0 | 0 | | Long-term | 332 | FAS | |
| 0 | 0 | 0 | 0 | 0 | 0 | 0 | 0 | 0 | 0 | | Financial derivatives | 34 | FAS | |
| -1 | 1 | 0 | -4 | 2 | -16 | 153 | -15 | 167 | -169 | | Loans | 4 | FAS | |
| -1 | 0 | 0 | -2 | 0 | -29 | 102 | -8 | 110 | -131 | | Short-term | 41 | FAS | |
| 0 | 1 | 0 | -2 | 2 | 13 | 51 | -7 | 58 | -38 | | Long-term | 42 | FAS | |
| 1 | 0 | 0 | 0 | -2 | -240 | 552 | 9 | 542 | -791 | | Shares and other equity | 5 | FAS | |
| 0 | 0 | 0 | 0 | 0 | -14 | 3 | 4 | -1 | -17 | | Quoted shares | 511 | FAS | |
| 0 | 0 | 0 | 0 | -1 | -1 | 52 | -2 | 54 | -53 | | Unquoted shares | 512 | FAS | |
| 1 | 0 | 0 | 0 | -1 | -230 | 492 | 4 | 488 | -722 | | Other equity | 513 | FAS | |
| 0 | 0 | 0 | 0 | 0 | 5 | 4 | 3 | 1 | 1 | | Mutual funds shares | 52 | FAS | |
| 0 | 0 | 0 | 0 | 0 | 0 | 0 | 0 | 0 | 0 | | Insurance technical reserves | 6 | FAS | |
| 0 | 0 | 0 | 0 | 0 | 0 | 0 | 0 | 0 | 0 | | Life insurance reserves | 611 | FAS | |
| 0 | 0 | 0 | 0 | 0 | 0 | 0 | 0 | 0 | 0 | | Pension fund reserves | 612 | FAS | |
| 0 | 0 | 0 | 0 | 0 | 0 | 0 | 0 | 0 | 0 | | Other technical reserves | 62 | FAS | |
| 1 | -3 | 2 | 10 | 0 | -113 | 583 | 0 | 583 | -696 | | Other accounts receivable | 7 | FAS | |
| 0 | 0 | 0 | 3 | 0 | -99 | 527 | -5 | 532 | -626 | | Trade credits and advances | 71 | FAS | |
| 1 | -3 | 2 | 7 | 0 | -14 | 56 | 5 | 52 | -71 | | Other | 79 | FAS | |
| 292 | -16 | 16 | 117 | -5 | -67 | 907 | 54 | 853 | -974 | | Liabilities | F | LIA | |
| 0 | 0 | 0 | 0 | 0 | 0 | 0 | 0 | 0 | 0 | | Currency and deposits | 2 | LIA | |
| 0 | 0 | 0 | 0 | 0 | 0 | 0 | 0 | 0 | 0 | | Currency | 21 | LIA | |
| 0 | 0 | 0 | 0 | 0 | 0 | 0 | 0 | 0 | 0 | | Transferable deposits | 22 | LIA | |
| 0 | 0 | 0 | 0 | 0 | 0 | 0 | 0 | 0 | 0 | | Other deposits | 29 | LIA | |
| -2 | 0 | 0 | -1 | 0 | -15 | -13 | -10 | -4 | -2 | | Securities other than shares | 3 | LIA | |
| 0 | 0 | 0 | 0 | 0 | 0 | 0 | 0 | 0 | 0 | | Short-term | 331 | LIA | |
| -2 | 0 | 0 | -1 | 0 | -15 | -13 | -10 | -4 | -2 | | Long-term | 332 | LIA | |
| 0 | 0 | 0 | 0 | 0 | 0 | 0 | 0 | 0 | 0 | | Financial derivatives | 34 | LIA | |
| 1 | 1 | 0 | -20 | 0 | -75 | 5 | 11 | -6 | -80 | | Loans | 4 | LIA | |
| 0 | 0 | 0 | -14 | 0 | -11 | 14 | 2 | 12 | -26 | | Short-term | 41 | LIA | |
| 0 | 1 | 0 | -6 | 0 | -64 | -10 | 9 | -18 | -54 | | Long-term | 42 | LIA | |
| 293 | -17 | 16 | 132 | -5 | 153 | 713 | 82 | 631 | -560 | | Shares and other equity | 5 | LIA | |
| 180 | 1 | 28 | 136 | 0 | -4 | 190 | -28 | 218 | -194 | | Quoted shares | 511 | LIA | |
| 29 | -8 | -10 | -9 | -3 | 9 | 164 | 16 | 148 | -155 | | Unquoted shares | 512 | LIA | |
| 85 | -9 | -1 | 5 | -2 | 148 | 360 | 95 | 265 | -212 | | Other equity | 513 | LIA | |
| 0 | 0 | 0 | 0 | 0 | 0 | 0 | 0 | 0 | 0 | | Mutual funds shares | 52 | LIA | |
| 0 | 0 | 0 | 0 | 0 | 0 | 0 | 0 | 0 | 0 | | Insurance technical reserves | 6 | LIA | |
| 0 | 0 | 0 | 0 | 0 | 0 | 0 | 0 | 0 | 0 | | Life insurance reserves | 611 | LIA | |
| 0 | 0 | 0 | 0 | 0 | 0 | 0 | 0 | 0 | 0 | | Pension fund reserves | 612 | LIA | |
| 0 | 0 | 0 | 0 | 0 | 0 | 0 | 0 | 0 | 0 | | Other technical reserves | 62 | LIA | |
| 0 | 0 | 0 | 6 | 0 | -131 | 202 | -30 | 232 | -332 | | Other accounts payable | 7 | LIA | |
| 0 | 0 | 0 | 4 | 0 | -151 | 146 | -46 | 192 | -297 | | Trade credits and advances | 71 | LIA | |
| 0 | 0 | 0 | 2 | 0 | 20 | 56 | 16 | 40 | -36 | | Other | 79 | LIA | |
| -290 | 14 | -14 | -111 | 5 | -295 | 388 | -52 | 440 | -682 | | Net financial assets | | NETO | |
| Centralna država/ Central government | Lokalna država/ Local government | Skлади socialne varnosti/ Social security funds | Gospodinjstva/ Households | Nepr. instit. ki opravljajo storitve za gospod./ Non-profit institutions serving households | Tujina/ Rest of the world | EU/ European Union | EMU/ Members of the EMU | Ostale članice EU/ European Union, not EMU | Ostali (izven EU)/ Others (not EU) | | | | | |
| S1311 | S1313 | S1314 | S14 | S15 | S2 | S21 | S2111 | S2112 | S22 | | | | | |

B.1.1.3.

S.11- nefinančne družbe

B.1.1.4. Nekonsolidirani finančni računi - stanja 2013 (konec leta)

v mio EUR

| Vrsta post. | Oznaka | Finančni instrumenti | Institucionalni sektorji | | | | | | | | |
|-------------|--------|--|--|--|--|----------------------------------|--|---|--|---|-------------------------------|
| | | | S1 | S11 | S12 | S121 | S122 | S123 | S124 | S125 | S13 |
| FSR | F | Finančna sredstva | 32264 | 23885 | 5609 | 69 | 4527 | 371 | 84 | 558 | 1547 |
| FSR | 1 | Monetarno zlato in SDR | 0 | 0 | 0 | 0 | 0 | 0 | 0 | 0 | 0 |
| FSR | 2 | Gotovina in vloge | 4.314 | 0 | 4.278 | 68 | 4.210 | 0 | 0 | 0 | 36 |
| FSR | 21 | Gotovina | 68 | 0 | 68 | 68 | 0 | 0 | 0 | 0 | 0 |
| FSR | 22 | Prenosljive vloge | 1991 | 0 | 1991 | 0 | 1991 | 0 | 0 | 0 | 0 |
| FSR | 29 | Druge vloge | 2254 | 0 | 2218 | 0 | 2218 | 0 | 0 | 0 | 36 |
| FSR | 3 | Vrednostni papirji razen delnic | 161 | 77 | 31 | 0 | 30 | 0 | 1 | 1 | 53 |
| FSR | 331 | Kratkoročni | 39 | 32 | 7 | 0 | 6 | 0 | 0 | 0 | 1 |
| FSR | 332 | Dolgoročni | 120 | 45 | 22 | 0 | 21 | 0 | 0 | 1 | 52 |
| FSR | 34 | Izvedeni finančni instrumenti | 3 | 0 | 2 | 0 | 2 | 0 | 0 | 0 | 0 |
| FSR | 4 | Posojila | 4.538 | 3.963 | 105 | 0 | 6 | 74 | 25 | 0 | 160 |
| FSR | 41 | Kratkoročna | 2.219 | 1.963 | 86 | 0 | 0 | 61 | 24 | 0 | 8 |
| FSR | 42 | Dolgoročna | 2.319 | 1.999 | 20 | 0 | 6 | 13 | 1 | 0 | 152 |
| FSR | 5 | Delnice in drug lastniški kapital | 13.366 | 12.751 | 571 | 0 | 196 | 196 | 32 | 147 | 44 |
| FSR | 511 | Delnice, ki kotirajo | 677 | 630 | 48 | 0 | 0 | 5 | 0 | 42 | 0 |
| FSR | 512 | Delnice, ki ne kotirajo | 3.418 | 3.011 | 407 | 0 | 193 | 93 | 16 | 105 | 0 |
| FSR | 513 | Drug lastniški kapital | 9.179 | 9.110 | 25 | 0 | 0 | 10 | 15 | 0 | 44 |
| FSR | 52 | Delnice/enote investicijskih skladov | 91 | 0 | 91 | 0 | 3 | 88 | 0 | 0 | 0 |
| FSR | 6 | Zavarovalno tehnične rezervacije | 387 | 0 | 387 | 0 | 0 | 0 | 0 | 387 | 0 |
| FSR | 611 | Rezervacije iz življenjskih zavarovanj | 0 | 0 | 0 | 0 | 0 | 0 | 0 | 0 | 0 |
| FSR | 612 | Rezervacije iz pokojninskih zavarovanj | 0 | 0 | 0 | 0 | 0 | 0 | 0 | 0 | 0 |
| FSR | 62 | Druge tehnične rezervacije | 387 | 0 | 387 | 0 | 0 | 0 | 0 | 387 | 0 |
| FSR | 7 | Druge terjatve | 9.497 | 7.093 | 237 | 1 | 86 | 101 | 27 | 23 | 1.254 |
| FSR | 71 | Trgovinski krediti in avansi | 7.681 | 6.072 | 138 | 1 | 24 | 82 | 18 | 13 | 738 |
| FSR | 79 | Drugo | 1.815 | 1.021 | 99 | 0 | 62 | 19 | 9 | 9 | 516 |
| OBV | F | Obveznosti | 63.484 | 23.885 | 18.736 | 0 | 15.038 | 2.863 | 154 | 682 | 11.226 |
| OBV | 2 | Gotovina in vloge | 0 | 0 | 0 | 0 | 0 | 0 | 0 | 0 | 0 |
| OBV | 21 | Gotovina | 0 | 0 | 0 | 0 | 0 | 0 | 0 | 0 | 0 |
| OBV | 22 | Prenosljive vloge | 0 | 0 | 0 | 0 | 0 | 0 | 0 | 0 | 0 |
| OBV | 29 | Druge vloge | 0 | 0 | 0 | 0 | 0 | 0 | 0 | 0 | 0 |
| OBV | 3 | Vrednostni papirji razen delnic | 620 | 77 | 481 | 0 | 225 | 22 | 1 | 233 | 31 |
| OBV | 331 | Kratkoročni | 108 | 32 | 67 | 0 | 16 | 7 | 0 | 44 | 5 |
| OBV | 332 | Dolgoročni | 469 | 45 | 372 | 0 | 166 | 15 | 1 | 189 | 25 |
| OBV | 34 | Izvedeni finančni instrumenti | 44 | 0 | 43 | 0 | 43 | 0 | 0 | 0 | 0 |
| OBV | 4 | Posojila | 22.265 | 3.963 | 16.507 | 0 | 14.329 | 2.101 | 26 | 50 | 1.140 |
| OBV | 41 | Kratkoročna | 6.890 | 1.963 | 4.364 | 0 | 4.128 | 189 | 26 | 20 | 311 |
| OBV | 42 | Dolgoročna | 15.376 | 1.999 | 12.144 | 0 | 10.201 | 1.912 | 0 | 31 | 829 |
| OBV | 5 | Delnice in drug lastniški kapital | 29.982 | 12.751 | 1.401 | 0 | 402 | 579 | 84 | 336 | 8.172 |
| OBV | 511 | Delnice, ki kotirajo | 3.840 | 630 | 609 | 0 | 229 | 215 | 16 | 149 | 1.412 |
| OBV | 512 | Delnice, ki ne kotirajo | 8.124 | 3.011 | 643 | 0 | 129 | 305 | 44 | 165 | 3.512 |
| OBV | 513 | Drug lastniški kapital | 18.018 | 9.110 | 150 | 0 | 44 | 58 | 24 | 23 | 3.248 |
| OBV | 52 | Delnice/enote investicijskih skladov | 0 | 0 | 0 | 0 | 0 | 0 | 0 | 0 | 0 |
| OBV | 6 | Zavarovalno tehnične rezervacije | 0 | 0 | 0 | 0 | 0 | 0 | 0 | 0 | 0 |
| OBV | 611 | Rezervacije iz življenjskih zavarovanj | 0 | 0 | 0 | 0 | 0 | 0 | 0 | 0 | 0 |
| OBV | 612 | Rezervacije iz pokojninskih zavarovanj | 0 | 0 | 0 | 0 | 0 | 0 | 0 | 0 | 0 |
| OBV | 62 | Druge tehnične rezervacije | 0 | 0 | 0 | 0 | 0 | 0 | 0 | 0 | 0 |
| OBV | 7 | Druge obveznosti | 10.616 | 7.093 | 346 | 0 | 81 | 160 | 42 | 63 | 1.884 |
| OBV | 71 | Trgovinski krediti in avansi | 6.951 | 6.072 | 168 | 0 | 3 | 101 | 17 | 47 | 326 |
| OBV | 79 | Drugo | 3.665 | 1.021 | 178 | 0 | 78 | 59 | 25 | 15 | 1.557 |
| NETO | | Neto finančna sredstva | -31.220 | 0 | -13.127 | 69 | -10.511 | -2.492 | -70 | -124 | -9.679 |
| | | | Gospodarstvo Slovenije/ Total economy | Nefinančne družbe/ Non-financial corporations | Finančne družbe/ Financial corporations | Centralna banka/ Central Bank | Druge denarne finančne institucije/ Other monetary financial institutions | Drugi finančni posredniki / Other financial intermediaries | Izvajalci pomožnih finančnih dejavnosti/ Financial auxiliaries | Zavarovalnice in pokojninski sklad/ Insurance corporations and pension funds | Država/ General government |
| | | | S1 | S11 | S12 | S121 | S122 | S123 | S124 | S125 | S13 |

S.11 - Non-financial corporations

Non-consolidated financial accounts - outstanding amounts 2013 (end of year) B.1.1.4.

EUR millions

| Institutional sectors | | | | | | | | | | | Financial instruments | Code | Item type | |
|---|-------------------------------------|--|------------------------------|--|------------------------------|-----------------------|----------------------------|---|---------------------------------------|------|------------------------------|------|-----------|--|
| S1311 | S1313 | S1314 | S14 | S15 | S2 | S21 | S2111 | S2112 | S22 | | | | | |
| 1025 | 460 | 62 | 1181 | 42 | 10242 | 5646 | 3326 | 2320 | 4596 | | Financial assets | F | FAS | |
| 0 | 0 | 0 | 0 | 0 | 0 | 0 | 0 | 0 | 0 | 0 | Monetary gold and SDRs | 1 | FAS | |
| 36 | 0 | 0 | 0 | 0 | 298 | 262 | 204 | 58 | 36 | 36 | Currency and deposits | 2 | FAS | |
| 0 | 0 | 0 | 0 | 0 | 5 | 0 | 0 | 0 | 5 | 5 | Currency | 21 | FAS | |
| 0 | 0 | 0 | 0 | 0 | 289 | 257 | 199 | 58 | 31 | 31 | Transferable deposits | 22 | FAS | |
| 36 | 0 | 0 | 0 | 0 | 4 | 4 | 4 | 0 | 0 | 0 | Other deposits | 29 | FAS | |
| 53 | 0 | 0 | 0 | 0 | 36 | 27 | 25 | 2 | 9 | 9 | Securities other than shares | 3 | FAS | |
| 1 | 0 | 0 | 0 | 0 | 4 | 3 | 2 | 1 | 2 | 2 | Short-term | 331 | FAS | |
| 52 | 0 | 0 | 0 | 0 | 30 | 23 | 22 | 1 | 7 | 7 | Long-term | 332 | FAS | |
| 0 | 0 | 0 | 0 | 0 | 1 | 1 | 1 | 0 | 0 | 0 | Financial derivatives | 34 | FAS | |
| 144 | 17 | 0 | 293 | 18 | 1672 | 1003 | 684 | 318 | 669 | 669 | Loans | 4 | FAS | |
| 7 | 1 | 0 | 146 | 16 | 916 | 718 | 520 | 199 | 198 | 198 | Short-term | 41 | FAS | |
| 137 | 16 | 0 | 147 | 1 | 756 | 284 | 165 | 120 | 471 | 471 | Long-term | 42 | FAS | |
| 44 | 0 | 0 | 0 | 0 | 3028 | 1162 | 528 | 633 | 1866 | 1866 | Shares and other equity | 5 | FAS | |
| 0 | 0 | 0 | 0 | 0 | 141 | 18 | 15 | 3 | 123 | 123 | Quoted shares | 511 | FAS | |
| 0 | 0 | 0 | 0 | 0 | 303 | 180 | 106 | 73 | 124 | 124 | Unquoted shares | 512 | FAS | |
| 44 | 0 | 0 | 0 | 0 | 2567 | 958 | 402 | 556 | 1609 | 1609 | Other equity | 513 | FAS | |
| 0 | 0 | 0 | 0 | 0 | 16 | 6 | 6 | 1 | 10 | 10 | Mutual funds shares | 52 | FAS | |
| 0 | 0 | 0 | 0 | 0 | 0 | 0 | 0 | 0 | 0 | 0 | Insurance technical reserves | 6 | FAS | |
| 0 | 0 | 0 | 0 | 0 | 0 | 0 | 0 | 0 | 0 | 0 | Life insurance reserves | 611 | FAS | |
| 0 | 0 | 0 | 0 | 0 | 0 | 0 | 0 | 0 | 0 | 0 | Pension fund reserves | 612 | FAS | |
| 0 | 0 | 0 | 0 | 0 | 0 | 0 | 0 | 0 | 0 | 0 | Other technical reserves | 62 | FAS | |
| 749 | 443 | 62 | 888 | 25 | 5209 | 3193 | 1885 | 1308 | 2016 | 2016 | Other accounts receivable | 7 | FAS | |
| 464 | 253 | 21 | 713 | 21 | 4994 | 3080 | 1828 | 1252 | 1914 | 1914 | Trade credits and advances | 71 | FAS | |
| 285 | 190 | 41 | 176 | 3 | 215 | 113 | 58 | 55 | 102 | 102 | Other | 79 | FAS | |
| 9616 | 792 | 818 | 9542 | 95 | 18676 | 15108 | 10674 | 4434 | 3568 | | Liabilities | F | LIA | |
| 0 | 0 | 0 | 0 | 0 | 0 | 0 | 0 | 0 | 0 | 0 | Currency and deposits | 2 | LIA | |
| 0 | 0 | 0 | 0 | 0 | 0 | 0 | 0 | 0 | 0 | 0 | Currency | 21 | LIA | |
| 0 | 0 | 0 | 0 | 0 | 0 | 0 | 0 | 0 | 0 | 0 | Transferable deposits | 22 | LIA | |
| 0 | 0 | 0 | 0 | 0 | 0 | 0 | 0 | 0 | 0 | 0 | Other deposits | 29 | LIA | |
| 26 | 0 | 5 | 31 | 0 | 245 | 216 | 148 | 68 | 29 | 29 | Securities other than shares | 3 | LIA | |
| 5 | 0 | 0 | 4 | 0 | 4 | 4 | 4 | 0 | 0 | 0 | Short-term | 331 | LIA | |
| 20 | 0 | 5 | 27 | 0 | 237 | 208 | 140 | 68 | 29 | 29 | Long-term | 332 | LIA | |
| 0 | 0 | 0 | 0 | 0 | 4 | 4 | 4 | 0 | 0 | 0 | Financial derivatives | 34 | LIA | |
| 1137 | 3 | 0 | 654 | 2 | 7058 | 6120 | 3783 | 2337 | 938 | 938 | Loans | 4 | LIA | |
| 311 | 0 | 0 | 250 | 2 | 997 | 727 | 619 | 108 | 270 | 270 | Short-term | 41 | LIA | |
| 826 | 3 | 0 | 404 | 0 | 6061 | 5393 | 3164 | 2229 | 668 | 668 | Long-term | 42 | LIA | |
| 7168 | 507 | 496 | 7596 | 62 | 6852 | 5503 | 4331 | 1172 | 1350 | 1350 | Shares and other equity | 5 | LIA | |
| 1074 | 5 | 333 | 1186 | 3 | 689 | 474 | 164 | 310 | 215 | 215 | Quoted shares | 511 | LIA | |
| 3410 | 46 | 56 | 924 | 34 | 1572 | 963 | 737 | 227 | 609 | 609 | Unquoted shares | 512 | LIA | |
| 2684 | 457 | 108 | 5485 | 25 | 4591 | 4065 | 3431 | 635 | 525 | 525 | Other equity | 513 | LIA | |
| 0 | 0 | 0 | 0 | 0 | 0 | 0 | 0 | 0 | 0 | 0 | Mutual funds shares | 52 | LIA | |
| 0 | 0 | 0 | 0 | 0 | 0 | 0 | 0 | 0 | 0 | 0 | Insurance technical reserves | 6 | LIA | |
| 0 | 0 | 0 | 0 | 0 | 0 | 0 | 0 | 0 | 0 | 0 | Life insurance reserves | 611 | LIA | |
| 0 | 0 | 0 | 0 | 0 | 0 | 0 | 0 | 0 | 0 | 0 | Pension fund reserves | 612 | LIA | |
| 0 | 0 | 0 | 0 | 0 | 0 | 0 | 0 | 0 | 0 | 0 | Other technical reserves | 62 | LIA | |
| 1286 | 282 | 316 | 1262 | 31 | 4521 | 3270 | 2412 | 858 | 1251 | 1251 | Other accounts payable | 7 | LIA | |
| 167 | 157 | 2 | 371 | 13 | 4238 | 3081 | 2273 | 808 | 1157 | 1157 | Trade credits and advances | 71 | LIA | |
| 1119 | 124 | 314 | 890 | 18 | 283 | 189 | 139 | 49 | 95 | 95 | Other | 79 | LIA | |
| -8591 | -332 | -756 | -8361 | -53 | -8434 | -9462 | -7348 | -2114 | 1028 | | Net financial assets | | NETO | |
| Centralna država/ Central government | Lokalna država/ Local government | Skлади socialne varnosti/ Social security funds | Gospodinjstva/ Households | Nepr. instit. ki opravljajo storitve za gospod./ Non-profit institutions serving households | Tujina/ Rest of the world | EU/ European Union | EMU/ Members of the EMU | Ostale članice EU/ European Union, not EMU | Ostali (izven EU)/ Others (not EU) | | | | | |
| S1311 | S1313 | S1314 | S14 | S15 | S2 | S21 | S2111 | S2112 | S22 | | | | | |

B.1.1.4.

S.12 - finančne družbe

B.1.2.1. Nekonsolidirani finančni računi - stanja 2012 (konec leta)

v mio EUR

| Vrsta post. | Oznaka | Finančni instrumenti | Institucionalni sektorji | | | | | | | | |
|-------------|--------|--|--|--|--|----------------------------------|--|---|--|---|-------------------------------|
| | | | S1 | S11 | S12 | S121 | S122 | S123 | S124 | S125 | S13 |
| FSR | F | Finančna sredstva | 57.049 | 23.860 | 15.085 | 1620 | 9.966 | 2.762 | 116 | 621 | 7.506 |
| FSR | 1 | Monetarno zlato in SDR | 0 | 0 | 0 | 0 | 0 | 0 | 0 | 0 | 0 |
| FSR | 2 | Gotovina in vloge | 3.438 | 0 | 3.435 | 1.618 | 1.817 | 0 | 0 | 0 | 3 |
| FSR | 21 | Gotovina | 264 | 0 | 264 | 264 | 0 | 0 | 0 | 0 | 0 |
| FSR | 22 | Prenosljive vloge | 1.625 | 0 | 1.625 | 1.351 | 274 | 0 | 0 | 0 | 0 |
| FSR | 29 | Druge vloge | 1.549 | 0 | 1.546 | 3 | 1.543 | 0 | 0 | 0 | 3 |
| FSR | 3 | Vrednostni papirji razen delnic | 7.312 | 558 | 1.258 | 0 | 1.224 | 4 | 1 | 29 | 5.495 |
| FSR | 331 | Kratkoročni | 571 | 47 | 97 | 0 | 97 | 0 | 0 | 0 | 427 |
| FSR | 332 | Dolgoročni | 6.590 | 393 | 1.136 | 0 | 1.106 | 0 | 1 | 29 | 5.061 |
| FSR | 34 | Izvedeni finančni instrumenti | 151 | 118 | 26 | 0 | 22 | 4 | 0 | 0 | 7 |
| FSR | 4 | Posojila | 42.022 | 21.341 | 8.467 | 0 | 6.555 | 1.817 | 89 | 6 | 1.862 |
| FSR | 41 | Kratkoročna | 8.308 | 6.441 | 816 | 0 | 0 | 748 | 65 | 3 | 35 |
| FSR | 42 | Dolgoročna | 33.714 | 14.900 | 7.652 | 0 | 6.555 | 1.069 | 24 | 3 | 1.827 |
| FSR | 5 | Delnice in drug lastniški kapital | 3.216 | 1.618 | 1.598 | 0 | 351 | 909 | 23 | 314 | 0 |
| FSR | 511 | Delnice, ki kotirajo | 850 | 713 | 137 | 0 | 20 | 56 | 0 | 61 | 0 |
| FSR | 512 | Delnice, ki ne kotirajo | 1.351 | 731 | 620 | 0 | 324 | 41 | 11 | 244 | 0 |
| FSR | 513 | Drug lastniški kapital | 303 | 174 | 129 | 0 | 0 | 107 | 13 | 9 | 0 |
| FSR | 52 | Delnice/enote investicijskih skladov | 713 | 0 | 713 | 0 | 8 | 705 | 0 | 0 | 0 |
| FSR | 6 | Zavarovalno tehnične rezervacije | 220 | 0 | 220 | 0 | 0 | 0 | 0 | 220 | 0 |
| FSR | 611 | Rezervacije iz življenjskih zavarovanj | 0 | 0 | 0 | 0 | 0 | 0 | 0 | 0 | 0 |
| FSR | 612 | Rezervacije iz pokojninskih zavarovanj | 0 | 0 | 0 | 0 | 0 | 0 | 0 | 0 | 0 |
| FSR | 62 | Druge tehnične rezervacije | 220 | 0 | 220 | 0 | 0 | 0 | 0 | 220 | 0 |
| FSR | 7 | Druge terjatve | 841 | 342 | 107 | 2 | 18 | 32 | 3 | 52 | 147 |
| FSR | 71 | Trgovinski krediti in avansi | 430 | 181 | 59 | 0 | 5 | 14 | 1 | 40 | 7 |
| FSR | 79 | Drugo | 411 | 161 | 48 | 2 | 14 | 18 | 3 | 11 | 140 |
| OBV | F | Obveznosti | 53.322 | 5.579 | 15.085 | 3.985 | 7.797 | 570 | 101 | 2.632 | 6.974 |
| OBV | 2 | Gotovina in vloge | 29.921 | 3.801 | 3.435 | 286 | 1.951 | 204 | 60 | 934 | 4.127 |
| OBV | 21 | Gotovina | 3.721 | 62 | 264 | 3 | 261 | 0 | 0 | 0 | 0 |
| OBV | 22 | Prenosljive vloge | 10.437 | 1.922 | 1.625 | 0 | 1.359 | 134 | 42 | 90 | 413 |
| OBV | 29 | Druge vloge | 15.762 | 1.816 | 1.546 | 283 | 331 | 70 | 18 | 844 | 3.714 |
| OBV | 3 | Vrednostni papirji razen delnic | 1.475 | 87 | 1.258 | 0 | 711 | 58 | 2 | 487 | 58 |
| OBV | 331 | Kratkoročni | 98 | 1 | 97 | 0 | 82 | 8 | 0 | 6 | 0 |
| OBV | 332 | Dolgoročni | 1.345 | 80 | 1.136 | 0 | 602 | 50 | 2 | 481 | 58 |
| OBV | 34 | Izvedeni finančni instrumenti | 32 | 5 | 26 | 0 | 26 | 0 | 0 | 0 | 0 |
| OBV | 4 | Posojila | 8.997 | 101 | 8.467 | 3.699 | 4.625 | 55 | 2 | 86 | 387 |
| OBV | 41 | Kratkoročna | 907 | 67 | 816 | 0 | 765 | 49 | 1 | 0 | 0 |
| OBV | 42 | Dolgoročna | 8.090 | 34 | 7.652 | 3.699 | 3.860 | 6 | 0 | 86 | 387 |
| OBV | 5 | Delnice in drug lastniški kapital | 7.338 | 911 | 1.598 | 0 | 441 | 231 | 29 | 898 | 2.279 |
| OBV | 511 | Delnice, ki kotirajo | 549 | 78 | 137 | 0 | 31 | 31 | 1 | 73 | 271 |
| OBV | 512 | Delnice, ki ne kotirajo | 2.512 | 700 | 620 | 0 | 303 | 105 | 19 | 194 | 1.113 |
| OBV | 513 | Drug lastniški kapital | 1.131 | 25 | 129 | 0 | 82 | 25 | 2 | 20 | 862 |
| OBV | 52 | Delnice/enote investicijskih skladov | 3.146 | 107 | 713 | 0 | 25 | 69 | 7 | 612 | 33 |
| OBV | 6 | Zavarovalno tehnične rezervacije | 4.964 | 416 | 220 | 0 | 37 | 1 | 0 | 183 | 2 |
| OBV | 611 | Rezervacije iz življenjskih zavarovanj | 2.437 | 0 | 0 | 0 | 0 | 0 | 0 | 0 | 0 |
| OBV | 612 | Rezervacije iz pokojninskih zavarovanj | 1.189 | 0 | 0 | 0 | 0 | 0 | 0 | 0 | 0 |
| OBV | 62 | Druge tehnične rezervacije | 1.338 | 416 | 220 | 0 | 37 | 1 | 0 | 183 | 2 |
| OBV | 7 | Druge obveznosti | 627 | 264 | 107 | 0 | 33 | 21 | 8 | 44 | 121 |
| OBV | 71 | Trgovinski krediti in avansi | 254 | 161 | 59 | 0 | 3 | 14 | 2 | 40 | 2 |
| OBV | 79 | Drugo | 373 | 103 | 48 | 0 | 29 | 7 | 6 | 4 | 120 |
| NETO | | Neto finančna sredstva | 3.727 | 18.281 | 0 | -2.366 | 2.170 | 2.192 | 15 | -2.012 | 532 |
| | | | Gospodarstvo Slovenije/ Total economy | Nefinančne družbe/ Non-financial corporations | Finančne družbe/ Financial corporations | Centralna banka/ Central Bank | Druge denarne finančne institucije/ Other monetary financial institutions | Drugi finančni posredniki / Other financial intermediaries | Izvajalci pomožnih finančnih dejavnosti/ Financial auxiliaries | Zavarovalnice in pokojninski sklad/ Insurance corporations and pension funds | Država/ General government |
| | | | S1 | S11 | S12 | S121 | S122 | S123 | S124 | S125 | S13 |

S.12 - Financial corporations

Non-consolidated financial accounts - outstanding amounts 2012 (end of year) B.1.2.1.

EUR millions

| Institutional sectors | | | | | | | | | | | Financial instruments | Code | Item type | |
|---|-------------------------------------|--|------------------------------|--|------------------------------|-----------------------|----------------------------|---|---------------------------------------|--|------------------------------|------|-----------|--|
| S1311 | S1313 | S1314 | S14 | S15 | S2 | S21 | S2111 | S2112 | S22 | | | | | |
| 6.839 | 606 | 61 | 10.535 | 62 | 20.201 | 14.190 | 12.587 | 1.603 | 6.011 | | Financial assets | F | FAS | |
| 0 | 0 | 0 | 0 | 0 | 371 | 0 | 0 | 0 | 371 | | Monetary gold and SDRs | 1 | FAS | |
| 3 | 0 | 0 | 0 | 0 | 4.639 | 4.173 | 3.823 | 351 | 465 | | Currency and deposits | 2 | FAS | |
| 0 | 0 | 0 | 0 | 0 | 23 | 3 | 0 | 3 | 20 | | Currency | 21 | FAS | |
| 0 | 0 | 0 | 0 | 0 | 354 | 259 | 239 | 20 | 95 | | Transferable deposits | 22 | FAS | |
| 3 | 0 | 0 | 0 | 0 | 4.261 | 3.911 | 3.584 | 327 | 350 | | Other deposits | 29 | FAS | |
| 5.495 | 0 | 0 | 0 | 0 | 9.179 | 8.246 | 7.301 | 944 | 934 | | Securities other than shares | 3 | FAS | |
| 427 | 0 | 0 | 0 | 0 | 50 | 49 | 49 | 0 | 1 | | Short-term | 331 | FAS | |
| 5.061 | 0 | 0 | 0 | 0 | 8.987 | 8.062 | 7.140 | 922 | 925 | | Long-term | 332 | FAS | |
| 7 | 0 | 0 | 0 | 0 | 142 | 135 | 113 | 22 | 8 | | Financial derivatives | 34 | FAS | |
| 1.207 | 603 | 52 | 10.289 | 62 | 3.079 | 526 | 375 | 151 | 2.553 | | Loans | 4 | FAS | |
| 23 | 12 | 0 | 1.006 | 10 | 1.222 | 148 | 89 | 59 | 1.074 | | Short-term | 41 | FAS | |
| 1.184 | 590 | 52 | 9.284 | 52 | 1.857 | 378 | 286 | 93 | 1.479 | | Long-term | 42 | FAS | |
| 0 | 0 | 0 | 0 | 0 | 2.720 | 1.111 | 1.009 | 101 | 1.610 | | Shares and other equity | 5 | FAS | |
| 0 | 0 | 0 | 0 | 0 | 1.400 | 319 | 229 | 91 | 1.081 | | Quoted shares | 511 | FAS | |
| 0 | 0 | 0 | 0 | 0 | 312 | 30 | 30 | 0 | 282 | | Unquoted shares | 512 | FAS | |
| 0 | 0 | 0 | 0 | 0 | 149 | 81 | 81 | 0 | 68 | | Other equity | 513 | FAS | |
| 0 | 0 | 0 | 0 | 0 | 859 | 681 | 670 | 11 | 178 | | Mutual funds shares | 52 | FAS | |
| 0 | 0 | 0 | 0 | 0 | 42 | 37 | 21 | 15 | 5 | | Insurance technical reserves | 6 | FAS | |
| 0 | 0 | 0 | 0 | 0 | 0 | 0 | 0 | 0 | 0 | | Life insurance reserves | 611 | FAS | |
| 0 | 0 | 0 | 0 | 0 | 0 | 0 | 0 | 0 | 0 | | Pension fund reserves | 612 | FAS | |
| 0 | 0 | 0 | 0 | 0 | 42 | 37 | 21 | 15 | 5 | | Other technical reserves | 62 | FAS | |
| 134 | 4 | 9 | 246 | 0 | 171 | 98 | 57 | 41 | 73 | | Other accounts receivable | 7 | FAS | |
| 5 | 1 | 0 | 184 | 0 | 99 | 52 | 14 | 38 | 46 | | Trade credits and advances | 71 | FAS | |
| 129 | 3 | 9 | 62 | 0 | 72 | 46 | 43 | 2 | 27 | | Other | 79 | FAS | |
| 6.109 | 396 | 470 | 25.351 | 333 | 20.588 | 19.349 | 17.503 | 1.846 | 1.239 | | Liabilities | F | LIA | |
| 3.684 | 386 | 57 | 18.247 | 311 | 7.347 | 6.906 | 6.845 | 61 | 441 | | Currency and deposits | 2 | LIA | |
| 0 | 0 | 0 | 3.394 | 0 | 226 | 226 | 226 | 0 | 0 | | Currency | 21 | LIA | |
| 209 | 200 | 4 | 6.327 | 150 | 4.815 | 4.605 | 4.587 | 18 | 210 | | Transferable deposits | 22 | LIA | |
| 3.475 | 186 | 53 | 8.526 | 160 | 2.306 | 2.075 | 2.032 | 43 | 231 | | Other deposits | 29 | LIA | |
| 33 | 0 | 25 | 71 | 1 | 1.352 | 1.243 | 1.033 | 210 | 110 | | Securities other than shares | 3 | LIA | |
| 0 | 0 | 0 | 1 | 0 | 154 | 148 | 124 | 24 | 6 | | Short-term | 331 | LIA | |
| 33 | 0 | 25 | 71 | 1 | 937 | 845 | 707 | 138 | 92 | | Long-term | 332 | LIA | |
| 0 | 0 | 0 | 0 | 0 | 262 | 250 | 202 | 48 | 12 | | Financial derivatives | 34 | LIA | |
| 387 | 0 | 0 | 42 | 0 | 9.537 | 9.017 | 7.676 | 1.341 | 520 | | Loans | 4 | LIA | |
| 0 | 0 | 0 | 24 | 0 | 222 | 220 | 78 | 142 | 2 | | Short-term | 41 | LIA | |
| 387 | 0 | 0 | 18 | 0 | 9.315 | 8.797 | 7.598 | 1.199 | 518 | | Long-term | 42 | LIA | |
| 1.889 | 7 | 382 | 2.530 | 20 | 1.939 | 1.880 | 1.831 | 49 | 59 | | Shares and other equity | 5 | LIA | |
| 139 | 0 | 132 | 62 | 1 | 51 | 42 | 28 | 14 | 10 | | Quoted shares | 511 | LIA | |
| 857 | 6 | 250 | 62 | 16 | 1.682 | 1.668 | 1.660 | 8 | 14 | | Unquoted shares | 512 | LIA | |
| 862 | 0 | 0 | 115 | 0 | 185 | 157 | 131 | 26 | 28 | | Other equity | 513 | LIA | |
| 31 | 1 | 0 | 2.291 | 3 | 21 | 13 | 11 | 2 | 8 | | Mutual funds shares | 52 | LIA | |
| 1 | 0 | 0 | 4.325 | 1 | 239 | 159 | 22 | 137 | 80 | | Insurance technical reserves | 6 | LIA | |
| 0 | 0 | 0 | 2.437 | 0 | 1 | 1 | 1 | 0 | 0 | | Life insurance reserves | 611 | LIA | |
| 0 | 0 | 0 | 1.189 | 0 | 2 | 0 | 0 | 0 | 2 | | Pension fund reserves | 612 | LIA | |
| 1 | 0 | 0 | 699 | 1 | 236 | 158 | 21 | 137 | 78 | | Other technical reserves | 62 | LIA | |
| 115 | 2 | 5 | 135 | 1 | 174 | 145 | 96 | 49 | 29 | | Other accounts payable | 7 | LIA | |
| 1 | 0 | 0 | 32 | 0 | 125 | 107 | 59 | 48 | 18 | | Trade credits and advances | 71 | LIA | |
| 114 | 2 | 4 | 103 | 0 | 49 | 38 | 37 | 1 | 11 | | Other | 79 | LIA | |
| 730 | 211 | -409 | -14.816 | -270 | -388 | -5.159 | -4.916 | -243 | 4.771 | | Net financial assets | | NETO | |
| Centralna država/ Central government | Lokalna država/ Local government | Skлади socialne varnosti/ Social security funds | Gospodinjstva/ Households | Nepr. instit. ki opravljajo storitve za gospod./ Non-profit institutions serving households | Tujina/ Rest of the world | EU/ European Union | EMU/ Members of the EMU | Ostale članice EU/ European Union, not EMU | Ostali (izven EU)/ Others (not EU) | | | | | |
| S1311 | S1313 | S1314 | S14 | S15 | S2 | S21 | S2111 | S2112 | S22 | | | | | |

B.1.2.1.

S.12 - finančne družbe

B.1.2.2. Nekonsolidirani finančni računi - transakcije 2013

v mio EUR

| Vrsta post. | Oznaka | Finančni instrumenti | Institucionalni sektorji | | | | | | | | |
|-------------|--------|--|--|---|--|----------------------------------|--|---|--|---|-------------------------------|
| | | | S1 | S11 | S12 | S121 | S122 | S123 | S124 | S125 | S13 |
| FSR | F | Finančna sredstva | -2360 | -2665 | -889 | 791 | -1560 | -91 | -12 | -17 | 1527 |
| FSR | 1 | Monetarno zlato in SDR | 0 | 0 | 0 | 0 | 0 | 0 | 0 | 0 | 0 |
| FSR | 2 | Gotovina in vloge | 536 | 0 | 535 | 792 | -257 | 0 | 0 | 0 | 0 |
| FSR | 21 | Gotovina | 22 | 0 | 22 | 22 | 0 | 0 | 0 | 0 | 0 |
| FSR | 22 | Prenosljive vloge | 203 | 0 | 203 | 167 | 36 | 0 | 0 | 0 | 0 |
| FSR | 29 | Druge vloge | 311 | 0 | 311 | 604 | -293 | 0 | 0 | 0 | 0 |
| FSR | 3 | Vrednostni papirji razen delnic | 1286 | -50 | -366 | 0 | -366 | 0 | 0 | 1 | 1702 |
| FSR | 331 | Kratkoročni | -2 | 17 | -38 | 0 | -38 | 0 | 0 | 0 | 19 |
| FSR | 332 | Dolgoročni | 1357 | -4 | -323 | 0 | -324 | 0 | 0 | 1 | 1684 |
| FSR | 34 | Izvedeni finančni instrumenti | -69 | -63 | -5 | 0 | -4 | 0 | 0 | 0 | -1 |
| FSR | 4 | Posojila | -4234 | -2610 | -1230 | 0 | -1001 | -217 | -14 | 2 | -109 |
| FSR | 41 | Kratkoročna | -1361 | -1171 | -139 | 0 | 0 | -115 | -26 | 2 | 0 |
| FSR | 42 | Dolgoročna | -2873 | -1438 | -1091 | 0 | -1001 | -102 | 12 | 0 | -109 |
| FSR | 5 | Delnice in drug lastniški kapital | 136 | -39 | 175 | 0 | 58 | 119 | 2 | -4 | 0 |
| FSR | 511 | Delnice, ki kotirajo | -46 | -41 | -6 | 0 | -1 | 0 | 0 | -5 | 0 |
| FSR | 512 | Delnice, ki ne kotirajo | 31 | -20 | 51 | 0 | 48 | 0 | 2 | 1 | 0 |
| FSR | 513 | Drug lastniški kapital | 157 | 22 | 135 | 0 | 0 | 135 | 0 | 0 | 0 |
| FSR | 52 | Delnice/enote investicijskih skladov | -6 | 0 | -6 | 0 | 10 | -16 | 0 | 0 | 0 |
| FSR | 6 | Zavarovalno tehnične rezervacije | -12 | 0 | -12 | 0 | 0 | 0 | 0 | -12 | 0 |
| FSR | 611 | Rezervacije iz življenjskih zavarovanj | 0 | 0 | 0 | 0 | 0 | 0 | 0 | 0 | 0 |
| FSR | 612 | Rezervacije iz pokojninskih zavarovanj | 0 | 0 | 0 | 0 | 0 | 0 | 0 | 0 | 0 |
| FSR | 62 | Druge tehnične rezervacije | -12 | 0 | -12 | 0 | 0 | 0 | 0 | -12 | 0 |
| FSR | 7 | Druge terjatve | -71 | 34 | 8 | -1 | 7 | 7 | 0 | -4 | -67 |
| FSR | 71 | Trgovinski krediti in avansi | -14 | 10 | 5 | 0 | 0 | 9 | 0 | -4 | 3 |
| FSR | 79 | Drugo | -57 | 24 | 3 | -1 | 7 | -2 | 0 | 0 | -70 |
| OBV | F | Obveznosti | -1562 | 343 | -889 | -301 | -265 | -101 | 28 | -251 | -973 |
| OBV | 2 | Gotovina in vloge | 265 | 468 | 535 | 101 | 713 | -29 | 24 | -273 | -690 |
| OBV | 21 | Gotovina | 414 | 6 | 22 | 0 | 21 | 1 | 0 | 0 | 0 |
| OBV | 22 | Prenosljive vloge | 636 | 264 | 203 | 0 | 171 | -19 | 20 | 31 | 160 |
| OBV | 29 | Druge vloge | -786 | 198 | 311 | 101 | 521 | -11 | 3 | -304 | -850 |
| OBV | 3 | Vrednostni papirji razen delnic | -429 | -38 | -366 | 0 | -268 | -27 | 0 | -71 | -15 |
| OBV | 331 | Kratkoročni | -30 | 6 | -38 | 0 | -32 | -8 | 0 | 2 | 2 |
| OBV | 332 | Dolgoročni | -379 | -27 | -323 | 0 | -231 | -20 | 0 | -73 | -17 |
| OBV | 34 | Izvedeni finančni instrumenti | -21 | -16 | -5 | 0 | -5 | 0 | 0 | 0 | 0 |
| OBV | 4 | Posojila | -1504 | 5 | -1230 | -402 | -794 | -34 | 1 | 0 | -276 |
| OBV | 41 | Kratkoročna | -129 | -8 | -139 | 0 | -102 | -38 | 1 | 0 | 20 |
| OBV | 42 | Dolgoročna | -1375 | 13 | -1091 | -402 | -692 | 4 | 0 | 0 | -296 |
| OBV | 5 | Delnice in drug lastniški kapital | 235 | -41 | 175 | 0 | 90 | -16 | 3 | 97 | 45 |
| OBV | 511 | Delnice, ki kotirajo | -2 | -14 | -6 | 0 | -14 | -1 | 0 | 9 | 14 |
| OBV | 512 | Delnice, ki ne kotirajo | 81 | -12 | 51 | 0 | -17 | 0 | 2 | 66 | 38 |
| OBV | 513 | Drug lastniški kapital | 133 | 0 | 135 | 0 | 134 | 1 | 0 | 0 | 0 |
| OBV | 52 | Delnice/enote investicijskih skladov | 23 | -15 | -6 | 0 | -13 | -16 | 1 | 22 | -6 |
| OBV | 6 | Zavarovalno tehnične rezervacije | -75 | -41 | -12 | 0 | -1 | 0 | 0 | -11 | 0 |
| OBV | 611 | Rezervacije iz življenjskih zavarovanj | 49 | 0 | 0 | 0 | 0 | 0 | 0 | 0 | 0 |
| OBV | 612 | Rezervacije iz pokojninskih zavarovanj | -49 | 0 | 0 | 0 | 0 | 0 | 0 | 0 | 0 |
| OBV | 62 | Druge tehnične rezervacije | -76 | -41 | -12 | 0 | -1 | 0 | 0 | -11 | 0 |
| OBV | 7 | Druge obveznosti | -54 | -10 | 8 | 0 | -4 | 5 | 0 | 8 | -36 |
| OBV | 71 | Trgovinski krediti in avansi | 8 | -3 | 5 | 0 | 0 | 8 | 0 | -3 | 7 |
| OBV | 79 | Drugo | -62 | -7 | 3 | 0 | -4 | -3 | 0 | 11 | -44 |
| NETO | | Neto finančna sredstva | -798 | -3.008 | 0 | 1092 | -1295 | 10 | -40 | 233 | 2.499 |
| | | | Gospodarstvo Slovenije/ Total economy | Ne finančne družbe/ Non-financial corporations | Finančne družbe/ Financial corporations | Centralna banka/ Central Bank | Druge denarne finančne institucije/ Other monetary financial institutions | Drugi finančni posredniki / Other financial intermediaries | Izvajalci pomožnih finančnih dejavnosti/ Financial auxiliaries | Zavarovalnice in pokojninski sklad/ Insurance corporations and pension funds | Država/ General government |
| | | | S1 | S11 | S12 | S121 | S122 | S123 | S124 | S125 | S13 |

S.12 - Financial corporations

Non-consolidated financial accounts - transactions 2013

B.12.2.

EUR millions

| Institutional sectors | | | | | | | | | | | Financial instruments | Code | Item type |
|---|-------------------------------------|--|------------------------------|--|------------------------------|-----------------------|----------------------------|---|---------------------------------------|------------------------------|-----------------------|------|-----------|
| S1311 | S1313 | S1314 | S14 | S15 | S2 | S21 | S2111 | S2112 | S22 | | | | |
| 1567 | 13 | -54 | -323 | -9 | -698 | -672 | -700 | 28 | -27 | Financial assets | F | FAS | |
| 0 | 0 | 0 | 0 | 0 | -12 | 102 | 0 | 102 | -115 | Monetary gold and SDRs | 1 | FAS | |
| 0 | 0 | 0 | 0 | 0 | -196 | -164 | -44 | -120 | -32 | Currency and deposits | 2 | FAS | |
| 0 | 0 | 0 | 0 | 0 | 1 | -7 | 0 | -7 | 8 | Currency | 21 | FAS | |
| 0 | 0 | 0 | 0 | 0 | 312 | 246 | 220 | 26 | 66 | Transferable deposits | 22 | FAS | |
| 0 | 0 | 0 | 0 | 0 | -510 | -403 | -264 | -139 | -107 | Other deposits | 29 | FAS | |
| 1702 | 0 | 0 | 0 | 0 | -620 | -649 | -651 | 2 | 29 | Securities other than shares | 3 | FAS | |
| 19 | 0 | 0 | 0 | 0 | -79 | -75 | -75 | 0 | -5 | Short-term | 331 | FAS | |
| 1684 | 0 | 0 | 0 | 0 | -510 | -543 | -534 | -8 | 33 | Long-term | 332 | FAS | |
| -1 | 0 | 0 | 0 | 0 | -31 | -31 | -42 | 11 | 0 | Financial derivatives | 34 | FAS | |
| -68 | 9 | -50 | -276 | -10 | -186 | -139 | -67 | -72 | -47 | Loans | 4 | FAS | |
| -2 | 2 | 0 | -49 | -2 | -235 | -44 | -28 | -16 | -190 | Short-term | 41 | FAS | |
| -65 | 7 | -50 | -227 | -8 | 49 | -95 | -39 | -56 | 143 | Long-term | 42 | FAS | |
| 0 | 0 | 0 | 0 | 0 | 284 | 164 | 76 | 88 | 120 | Shares and other equity | 5 | FAS | |
| 0 | 0 | 0 | 0 | 0 | 110 | 22 | 22 | 0 | 88 | Quoted shares | 511 | FAS | |
| 0 | 0 | 0 | 0 | 0 | 71 | 64 | 2 | 62 | 7 | Unquoted shares | 512 | FAS | |
| 0 | 0 | 0 | 0 | 0 | 36 | 24 | -2 | 26 | 11 | Other equity | 513 | FAS | |
| 0 | 0 | 0 | 0 | 0 | 67 | 53 | 53 | 0 | 14 | Mutual funds shares | 52 | FAS | |
| 0 | 0 | 0 | 0 | 0 | -13 | -14 | -6 | -9 | 1 | Insurance technical reserves | 6 | FAS | |
| 0 | 0 | 0 | 0 | 0 | 0 | 0 | 0 | 0 | 0 | Life insurance reserves | 611 | FAS | |
| 0 | 0 | 0 | 0 | 0 | 0 | 0 | 0 | 0 | 0 | Pension fund reserves | 612 | FAS | |
| 0 | 0 | 0 | 0 | 0 | -13 | -14 | -6 | -9 | 1 | Other technical reserves | 62 | FAS | |
| -67 | 4 | -3 | -47 | 0 | 45 | 29 | -8 | 37 | 17 | Other accounts receivable | 7 | FAS | |
| -1 | 4 | 0 | -33 | 0 | 53 | 39 | -1 | 39 | 14 | Trade credits and advances | 71 | FAS | |
| -66 | -1 | -3 | -14 | 0 | -8 | -10 | -8 | -2 | 2 | Other | 79 | FAS | |
| -903 | -11 | -59 | -39 | -4 | -5640 | -5558 | -5801 | 243 | -82 | Liabilities | F | LIA | |
| -633 | -9 | -48 | -43 | -6 | -4489 | -4407 | -4512 | 104 | -82 | Currency and deposits | 2 | LIA | |
| 0 | 0 | 0 | 386 | 0 | -226 | -226 | -226 | 0 | 0 | Currency | 21 | LIA | |
| 156 | 6 | -2 | 7 | 2 | -3397 | -3376 | -3484 | 108 | -21 | Transferable deposits | 22 | LIA | |
| -789 | -15 | -46 | -436 | -8 | -867 | -805 | -802 | -4 | -62 | Other deposits | 29 | LIA | |
| -1 | 0 | -14 | -10 | 0 | -287 | -279 | -272 | -6 | -8 | Securities other than shares | 3 | LIA | |
| 2 | 0 | 0 | 0 | 0 | -99 | -93 | -84 | -9 | -6 | Short-term | 331 | LIA | |
| -3 | 0 | -14 | -11 | -1 | -130 | -130 | -138 | 8 | 0 | Long-term | 332 | LIA | |
| 0 | 0 | 0 | 0 | 0 | -58 | -55 | -50 | -5 | -3 | Financial derivatives | 34 | LIA | |
| -276 | 0 | 0 | -3 | 0 | -1157 | -1128 | -1182 | 54 | -29 | Loans | 4 | LIA | |
| 20 | 0 | 0 | -1 | 0 | -10 | -10 | -11 | 1 | 0 | Short-term | 41 | LIA | |
| -296 | 0 | 0 | -1 | 0 | -1147 | -1118 | -1171 | 53 | -29 | Long-term | 42 | LIA | |
| 45 | 0 | 0 | 54 | 1 | 217 | 187 | 169 | 18 | 30 | Shares and other equity | 5 | LIA | |
| 14 | 0 | 0 | 4 | 0 | 57 | 35 | 17 | 18 | 22 | Quoted shares | 511 | LIA | |
| 38 | 0 | 0 | 2 | 2 | 89 | 89 | 89 | 0 | 0 | Unquoted shares | 512 | LIA | |
| 0 | 0 | 0 | -1 | 0 | 69 | 65 | 64 | 1 | 4 | Other equity | 513 | LIA | |
| -6 | 0 | 0 | 50 | -1 | 2 | -2 | -1 | -1 | 4 | Mutual funds shares | 52 | LIA | |
| 1 | 0 | 0 | -23 | 0 | 39 | 45 | 8 | 37 | -6 | Insurance technical reserves | 6 | LIA | |
| 0 | 0 | 0 | 49 | 0 | 0 | 0 | 0 | 0 | 0 | Life insurance reserves | 611 | LIA | |
| 0 | 0 | 0 | -49 | 0 | 0 | 1 | 0 | 1 | -1 | Pension fund reserves | 612 | LIA | |
| 1 | 0 | 0 | -23 | 0 | 40 | 44 | 8 | 36 | -4 | Other technical reserves | 62 | LIA | |
| -39 | -1 | 4 | -16 | 0 | 37 | 24 | -11 | 35 | 13 | Other accounts payable | 7 | LIA | |
| 7 | 1 | 0 | -1 | 0 | 55 | 43 | 4 | 39 | 12 | Trade credits and advances | 71 | LIA | |
| -46 | -2 | 4 | -15 | 0 | -18 | -19 | -16 | -3 | 1 | Other | 79 | LIA | |
| 2471 | 23 | 5 | -284 | -5 | 4942 | 4886 | 5101 | -214 | 56 | Net financial assets | | NETO | |
| Centralna država/ Central government | Lokalna država/ Local government | Skлади socialne varnosti/ Social security funds | Gospodinjstva/ Households | Nepr. instit. ki opravljajo storitve za gospod./ Non-profit institutions serving households | Tujina/ Rest of the world | EU/ European Union | EMU/ Members of the EMU | Ostale članice EU/ European Union, not EMU | Ostali (izven EU)/ Others (not EU) | | | | |
| S1311 | S1313 | S1314 | S14 | S15 | S2 | S21 | S2111 | S2112 | S22 | | | | |

B.12.2.

S.12 - finančne družbe

B.1.2.3. Nekonsolidirani finančni računi - vrednostne spremembe 2013

v mio EUR

| Vrsta post. | Oznaka | Finančni instrumenti | Institucionalni sektorji | | | | | | | | |
|-------------|--------|--|--|---|--|----------------------------------|--|---|--|---|-------------------------------|
| | | | S1 | S11 | S12 | S121 | S122 | S123 | S124 | S125 | S13 |
| FSR | F | Finančna sredstva | -2930 | -2459 | -702 | 0 | -351 | -332 | -32 | 13 | 295 |
| FSR | 1 | Monetarno zlato in SDR | 0 | 0 | 0 | 0 | 0 | 0 | 0 | 0 | 0 |
| FSR | 2 | Gotovina in vloge | -4 | 0 | -4 | 0 | -4 | 0 | 0 | 0 | 0 |
| FSR | 21 | Gotovina | 0 | 0 | 0 | 0 | 0 | 0 | 0 | 0 | 0 |
| FSR | 22 | Prenosljive vloge | -77 | 0 | -77 | 0 | -77 | 0 | 0 | 0 | 0 |
| FSR | 29 | Druge vloge | 72 | 0 | 72 | 0 | 72 | 0 | 0 | 0 | 0 |
| FSR | 3 | Vrednostni papirji razen delnic | 119 | -27 | -145 | 0 | -142 | -3 | 0 | 0 | 290 |
| FSR | 331 | Kratkoročni | 101 | 3 | 4 | 0 | 4 | 0 | 0 | 0 | 94 |
| FSR | 332 | Dolgoročni | 38 | -17 | -143 | 0 | -143 | 0 | 0 | 0 | 198 |
| FSR | 34 | Izvedeni finančni instrumenti | -20 | -12 | -6 | 0 | -3 | -3 | 0 | 0 | -2 |
| FSR | 4 | Posojila | -2457 | -2224 | -197 | 0 | -8 | -165 | -24 | 0 | 6 |
| FSR | 41 | Kratkoročna | -1051 | -906 | -117 | 0 | 0 | -105 | -12 | 0 | 6 |
| FSR | 42 | Dolgoročna | -1406 | -1318 | -80 | 0 | -8 | -60 | -12 | 0 | 0 |
| FSR | 5 | Delnice in drug lastniški kapital | -531 | -178 | -353 | 0 | -197 | -161 | -9 | 13 | 0 |
| FSR | 511 | Delnice, ki kotirajo | -75 | -63 | -12 | 0 | -19 | 0 | 0 | 7 | 0 |
| FSR | 512 | Delnice, ki ne kotirajo | -270 | -68 | -202 | 0 | -177 | -30 | 0 | 5 | 0 |
| FSR | 513 | Drug lastniški kapital | -207 | -46 | -161 | 0 | 0 | -153 | -8 | 0 | 0 |
| FSR | 52 | Delnice/enote investicijskih skladov | 21 | 0 | 21 | 0 | 0 | 21 | 0 | 0 | 0 |
| FSR | 6 | Zavarovalno tehnične rezervacije | 0 | 0 | 0 | 0 | 0 | 0 | 0 | 0 | 0 |
| FSR | 611 | Rezervacije iz življenjskih zavarovanj | 0 | 0 | 0 | 0 | 0 | 0 | 0 | 0 | 0 |
| FSR | 612 | Rezervacije iz pokojninskih zavarovanj | 0 | 0 | 0 | 0 | 0 | 0 | 0 | 0 | 0 |
| FSR | 62 | Druge tehnične rezervacije | 0 | 0 | 0 | 0 | 0 | 0 | 0 | 0 | 0 |
| FSR | 7 | Druge terjatve | -56 | -30 | -2 | 0 | 0 | -3 | 0 | 1 | -1 |
| FSR | 71 | Trgovinski krediti in avansi | -41 | -23 | -3 | 0 | 0 | -4 | 0 | 0 | 5 |
| FSR | 79 | Drugo | -15 | -7 | 2 | 0 | 1 | 1 | 0 | 0 | -6 |
| OBV | F | Obveznosti | 409 | -314 | -702 | 0 | -453 | -118 | -6 | -124 | 1385 |
| OBV | 2 | Gotovina in vloge | -38 | 9 | -4 | 0 | -3 | 4 | -1 | -4 | -2 |
| OBV | 21 | Gotovina | 0 | 0 | 0 | 0 | 0 | 0 | 0 | 0 | 0 |
| OBV | 22 | Prenosljive vloge | -334 | -195 | -77 | 0 | -3 | -6 | -2 | -65 | -20 |
| OBV | 29 | Druge vloge | 296 | 204 | 72 | 0 | 0 | 10 | 1 | 61 | 18 |
| OBV | 3 | Vrednostni papirji razen delnic | -210 | -18 | -145 | 0 | -22 | -26 | -1 | -97 | -15 |
| OBV | 331 | Kratkoročni | 4 | 0 | 4 | 0 | 4 | 0 | 0 | 0 | 0 |
| OBV | 332 | Dolgoročni | -221 | -32 | -143 | 0 | -19 | -26 | -1 | -97 | -14 |
| OBV | 34 | Izvedeni finančni instrumenti | 7 | 13 | -6 | 0 | -6 | 0 | 0 | 0 | 0 |
| OBV | 4 | Posojila | -199 | 0 | -197 | 0 | -192 | -3 | 0 | -3 | 0 |
| OBV | 41 | Kratkoročna | -91 | 26 | -117 | 0 | -113 | -5 | 0 | 0 | 0 |
| OBV | 42 | Dolgoročna | -108 | -27 | -80 | 0 | -79 | 2 | 0 | -3 | 0 |
| OBV | 5 | Delnice in drug lastniški kapital | 800 | -299 | -353 | 0 | -238 | -91 | -5 | -20 | 1394 |
| OBV | 511 | Delnice, ki kotirajo | -8 | -17 | -12 | 0 | -3 | -4 | 0 | -5 | 21 |
| OBV | 512 | Delnice, ki ne kotirajo | 905 | -282 | -202 | 0 | -76 | -77 | -6 | -44 | 1404 |
| OBV | 513 | Drug lastniški kapital | -184 | 0 | -161 | 0 | -158 | -8 | 1 | 4 | -34 |
| OBV | 52 | Delnice/enote investicijskih skladov | 87 | 0 | 21 | 0 | -1 | -2 | 0 | 24 | 3 |
| OBV | 6 | Zavarovalno tehnične rezervacije | 76 | 12 | 0 | 0 | 0 | 0 | 0 | 0 | 0 |
| OBV | 611 | Rezervacije iz življenjskih zavarovanj | 44 | 0 | 0 | 0 | 0 | 0 | 0 | 0 | 0 |
| OBV | 612 | Rezervacije iz pokojninskih zavarovanj | 1 | 0 | 0 | 0 | 0 | 0 | 0 | 0 | 0 |
| OBV | 62 | Druge tehnične rezervacije | 30 | 12 | 0 | 0 | 0 | 0 | 0 | 0 | 0 |
| OBV | 7 | Druge obveznosti | -20 | -17 | -2 | 0 | 1 | -3 | 0 | 1 | 7 |
| OBV | 71 | Trgovinski krediti in avansi | -31 | -20 | -3 | 0 | 0 | -4 | 0 | 0 | -2 |
| OBV | 79 | Drugo | 10 | 3 | 2 | 0 | 1 | 1 | 0 | 0 | 10 |
| NETO | | Neto finančna sredstva | -3339 | -2145 | 0 | 1 | 102 | -214 | -26 | 136 | -1091 |
| | | | Gospodarstvo Slovenije/ Total economy | Ne finančne družbe/ Non-financial corporations | Finančne družbe/ Financial corporations | Centralna banka/ Central Bank | Druge denarne finančne institucije/ Other monetary financial institutions | Drugi finančni posredniki / Other financial intermediaries | Izvajalci pomožnih finančnih dejavnosti/ Financial auxiliaries | Zavarovalnice in pokojninski sklad/ Insurance corporations and pension funds | Država/ General government |
| | | | S1 | S11 | S12 | S121 | S122 | S123 | S124 | S125 | S13 |

S.12 - Financial corporations

Non-consolidated financial accounts - revaluation changes 2013 B.1.2.3.

EUR millions

| Institutional sectors | | | | | | | | | | | Financial instruments | Code | Item type | |
|---|-------------------------------------|--|------------------------------|---|------------------------------|-----------------------|----------------------------|---|---------------------------------------|--|------------------------------|------|-----------|--|
| S1311 | S1313 | S1314 | S14 | S15 | S2 | S21 | S2111 | S2112 | S22 | | | | | |
| 288 | 7 | 0 | -65 | 0 | -282 | 1030 | 113 | 917 | -1312 | | Financial assets | F | FAS | |
| 0 | 0 | 0 | 0 | 0 | -50 | -13 | 0 | -13 | -36 | | Monetary gold and SDRs | 1 | FAS | |
| 0 | 0 | 0 | 0 | 0 | -18 | 8 | -6 | 14 | -26 | | Currency and deposits | 2 | FAS | |
| 0 | 0 | 0 | 0 | 0 | -1 | 11 | 0 | 11 | -13 | | Currency | 21 | FAS | |
| 0 | 0 | 0 | 0 | 0 | -17 | -2 | -6 | 4 | -14 | | Transferable deposits | 22 | FAS | |
| 0 | 0 | 0 | 0 | 0 | 0 | -1 | 0 | -1 | 1 | | Other deposits | 29 | FAS | |
| 290 | 0 | 0 | 0 | 0 | 63 | 75 | 72 | 3 | -12 | | Securities other than shares | 3 | FAS | |
| 94 | 0 | 0 | 0 | 0 | 154 | 150 | 150 | 0 | 5 | | Short-term | 331 | FAS | |
| 198 | 0 | 0 | 0 | 0 | -63 | -48 | -68 | 19 | -14 | | Long-term | 332 | FAS | |
| -2 | 0 | 0 | 0 | 0 | -28 | -26 | -10 | -16 | -2 | | Financial derivatives | 34 | FAS | |
| -3 | 8 | 0 | -42 | 0 | -23 | 948 | -8 | 956 | -970 | | Loans | 4 | FAS | |
| 6 | 0 | 0 | -33 | 0 | -39 | 479 | -12 | 491 | -518 | | Short-term | 41 | FAS | |
| -8 | 8 | 0 | -9 | 1 | 17 | 469 | 4 | 465 | -452 | | Long-term | 42 | FAS | |
| 0 | 0 | 0 | 0 | 0 | -267 | -15 | 36 | -51 | -253 | | Shares and other equity | 5 | FAS | |
| 0 | 0 | 0 | 0 | 0 | -74 | 61 | 40 | 21 | -135 | | Quoted shares | 511 | FAS | |
| 0 | 0 | 0 | 0 | 0 | -167 | -85 | -24 | -61 | -82 | | Unquoted shares | 512 | FAS | |
| 0 | 0 | 0 | 0 | 0 | -55 | -18 | 0 | -18 | -37 | | Other equity | 513 | FAS | |
| 0 | 0 | 0 | 0 | 0 | 29 | 27 | 21 | 7 | 1 | | Mutual funds shares | 52 | FAS | |
| 0 | 0 | 0 | 0 | 0 | 0 | 0 | 0 | 0 | 0 | | Insurance technical reserves | 6 | FAS | |
| 0 | 0 | 0 | 0 | 0 | 0 | 0 | 0 | 0 | 0 | | Life insurance reserves | 611 | FAS | |
| 0 | 0 | 0 | 0 | 0 | 0 | 0 | 0 | 0 | 0 | | Pension fund reserves | 612 | FAS | |
| 0 | 0 | 0 | 0 | 0 | 0 | 0 | 0 | 0 | 0 | | Other technical reserves | 62 | FAS | |
| 0 | -1 | 0 | -23 | 0 | 12 | 27 | 18 | 9 | -15 | | Other accounts receivable | 7 | FAS | |
| 6 | -1 | 0 | -19 | 0 | -10 | -5 | -1 | -4 | -6 | | Trade credits and advances | 71 | FAS | |
| -6 | 0 | 0 | -4 | 0 | 23 | 32 | 19 | 13 | -9 | | Other | 79 | FAS | |
| 1436 | 0 | -51 | 45 | -6 | -897 | -723 | -610 | -113 | -174 | | Liabilities | F | LIA | |
| -4 | 1 | 2 | -34 | -6 | -11 | 82 | -3 | 85 | -93 | | Currency and deposits | 2 | LIA | |
| 0 | 0 | 0 | 0 | 0 | 0 | 0 | 0 | 0 | 0 | | Currency | 21 | LIA | |
| -1 | -19 | 0 | -35 | -7 | -7 | 49 | 0 | 49 | -56 | | Transferable deposits | 22 | LIA | |
| -3 | 20 | 2 | 1 | 1 | -4 | 33 | -3 | 36 | -37 | | Other deposits | 29 | LIA | |
| -12 | 0 | -2 | -32 | 0 | -31 | -21 | 15 | -36 | -9 | | Securities other than shares | 3 | LIA | |
| 0 | 0 | 0 | 0 | 0 | 0 | 0 | 0 | 0 | 0 | | Short-term | 331 | LIA | |
| -12 | 0 | -2 | -32 | 0 | 27 | 36 | 57 | -21 | -9 | | Long-term | 332 | LIA | |
| 0 | 0 | 0 | 0 | 0 | -57 | -57 | -42 | -15 | 0 | | Financial derivatives | 34 | LIA | |
| 0 | 0 | 0 | -2 | 0 | -357 | -340 | -133 | -207 | -16 | | Loans | 4 | LIA | |
| 0 | 0 | 0 | -1 | 0 | 1 | 1 | 2 | -1 | 0 | | Short-term | 41 | LIA | |
| 0 | 0 | 0 | -1 | 0 | -357 | -341 | -135 | -207 | -16 | | Long-term | 42 | LIA | |
| 1447 | -2 | -51 | 58 | 1 | -487 | -439 | -474 | 36 | -49 | | Shares and other equity | 5 | LIA | |
| 4 | 0 | 17 | 0 | -1 | 4 | 27 | 2 | 24 | -23 | | Quoted shares | 511 | LIA | |
| 1474 | -2 | -69 | -15 | 0 | -457 | -444 | -441 | -3 | -13 | | Unquoted shares | 512 | LIA | |
| -34 | 0 | 0 | 10 | 0 | -40 | -27 | -39 | 12 | -12 | | Other equity | 513 | LIA | |
| 3 | 0 | 0 | 62 | 1 | 6 | 6 | 3 | 3 | 0 | | Mutual funds shares | 52 | LIA | |
| 0 | 0 | 0 | 64 | 0 | -4 | 1 | -4 | 5 | -5 | | Insurance technical reserves | 6 | LIA | |
| 0 | 0 | 0 | 44 | 0 | -1 | -1 | -1 | 0 | 0 | | Life insurance reserves | 611 | LIA | |
| 0 | 0 | 0 | 1 | 0 | 0 | 0 | 0 | 0 | 0 | | Pension fund reserves | 612 | LIA | |
| 0 | 0 | 0 | 18 | 0 | -3 | 2 | -3 | 5 | -5 | | Other technical reserves | 62 | LIA | |
| 5 | 1 | 2 | -9 | 0 | -8 | -6 | -11 | 5 | -2 | | Other accounts payable | 7 | LIA | |
| -2 | 0 | 0 | -5 | 0 | -1 | 0 | -1 | 1 | -2 | | Trade credits and advances | 71 | LIA | |
| 7 | 1 | 2 | -3 | 0 | -6 | -6 | -11 | 4 | 0 | | Other | 79 | LIA | |
| -1149 | 7 | 51 | -109 | 6 | 615 | 1753 | 723 | 1030 | -1138 | | Net financial assets | | NETO | |
| Centralna država/ Central government | Lokalna država/ Local government | Skлади socialne varnosti/ Social security funds | Gospodinjstva/ Households | Nepr. instit., ki opravljajo storitve za gospod./ Non-profit institutions serving households | Tujina/ Rest of the world | EU/ European Union | EMU/ Members of the EMU | Ostale članice EU/ European Union, not EMU | Ostali (izven EU)/ Others (not EU) | | | | | |
| S1311 | S1313 | S1314 | S14 | S15 | S2 | S21 | S2111 | S2112 | S22 | | | | | |

B.1.2.3.

S.12 - finančne družbe

B.1.2.4. Nekonsolidirani finančni računi - stanja 2013 (konec leta)

v mio EUR

| Vrsta post. | Oznaka | Finančni instrumenti | Institucionalni sektorji | | | | | | | | |
|-------------|--------|--|--|---|--|----------------------------------|--|---|--|---|-------------------------------|
| | | | S1 | S11 | S12 | S121 | S122 | S123 | S124 | S125 | S13 |
| FSR | F | Finančna sredstva | 51758 | 18736 | 13494 | 2411 | 8055 | 2339 | 72 | 616 | 9328 |
| FSR | 1 | Monetarno zlato in SDR | 0 | 0 | 0 | 0 | 0 | 0 | 0 | 0 | 0 |
| FSR | 2 | Gotovina in vloge | 3969 | 0 | 3966 | 2411 | 1555 | 0 | 0 | 0 | 3 |
| FSR | 21 | Gotovina | 286 | 0 | 286 | 286 | 0 | 0 | 0 | 0 | 0 |
| FSR | 22 | Prenosljive vloge | 1751 | 0 | 1751 | 1518 | 233 | 0 | 0 | 0 | 0 |
| FSR | 29 | Druge vloge | 1932 | 0 | 1929 | 606 | 1322 | 0 | 0 | 0 | 3 |
| FSR | 3 | Vrednostni papirji razen delnic | 8.716 | 481 | 747 | 0 | 716 | 1 | 1 | 30 | 7.487 |
| FSR | 331 | Kratkoročni | 669 | 67 | 62 | 0 | 62 | 0 | 0 | 0 | 540 |
| FSR | 332 | Dolgoročni | 7.985 | 372 | 670 | 0 | 639 | 0 | 1 | 30 | 6.944 |
| FSR | 34 | Izvedeni finančni instrumenti | 62 | 43 | 16 | 0 | 15 | 1 | 0 | 0 | 4 |
| FSR | 4 | Posojila | 35.330 | 16.507 | 7.040 | 0 | 5.546 | 1.435 | 51 | 8 | 1.758 |
| FSR | 41 | Kratkoročna | 5.896 | 4.364 | 560 | 0 | 0 | 528 | 27 | 5 | 41 |
| FSR | 42 | Dolgoročna | 29.435 | 12.144 | 6.481 | 0 | 5.546 | 907 | 24 | 3 | 1.718 |
| FSR | 5 | Delnice in drug lastniški kapital | 2.821 | 1.401 | 1.419 | 0 | 212 | 868 | 17 | 323 | 0 |
| FSR | 511 | Delnice, ki kotirajo | 728 | 609 | 119 | 0 | 0 | 56 | 0 | 63 | 0 |
| FSR | 512 | Delnice, ki ne kotirajo | 1.111 | 643 | 469 | 0 | 194 | 12 | 13 | 250 | 0 |
| FSR | 513 | Drug lastniški kapital | 252 | 150 | 103 | 0 | 0 | 89 | 4 | 9 | 0 |
| FSR | 52 | Delnice/enote investicijskih skladov | 729 | 0 | 729 | 0 | 18 | 710 | 0 | 0 | 0 |
| FSR | 6 | Zavarovalno tehnične rezervacije | 208 | 0 | 208 | 0 | 0 | 0 | 0 | 208 | 0 |
| FSR | 611 | Rezervacije iz življenjskih zavarovanj | 0 | 0 | 0 | 0 | 0 | 0 | 0 | 0 | 0 |
| FSR | 612 | Rezervacije iz pokojninskih zavarovanj | 0 | 0 | 0 | 0 | 0 | 0 | 0 | 0 | 0 |
| FSR | 62 | Druge tehnične rezervacije | 208 | 0 | 208 | 0 | 0 | 0 | 0 | 208 | 0 |
| FSR | 7 | Druge terjatve | 714 | 346 | 113 | 1 | 25 | 35 | 3 | 48 | 79 |
| FSR | 71 | Trgovinski krediti in avansi | 375 | 168 | 61 | 0 | 5 | 19 | 1 | 37 | 14 |
| FSR | 79 | Drugo | 339 | 178 | 52 | 1 | 21 | 17 | 2 | 12 | 65 |
| OBV | F | Obveznosti | 52.168 | 5.609 | 13.494 | 3.684 | 7.079 | 351 | 122 | 2.258 | 7.387 |
| OBV | 2 | Gotovina in vloge | 30.148 | 4.278 | 3.966 | 387 | 2.661 | 179 | 83 | 656 | 3.435 |
| OBV | 21 | Gotovina | 4.136 | 68 | 286 | 3 | 282 | 2 | 0 | 0 | 0 |
| OBV | 22 | Prenosljive vloge | 10.739 | 1.991 | 1.751 | 0 | 1.526 | 108 | 61 | 55 | 552 |
| OBV | 29 | Druge vloge | 15.273 | 2.218 | 1.929 | 385 | 853 | 69 | 22 | 601 | 2.882 |
| OBV | 3 | Vrednostni papirji razen delnic | 836 | 31 | 747 | 0 | 421 | 6 | 1 | 319 | 28 |
| OBV | 331 | Kratkoročni | 73 | 7 | 62 | 0 | 54 | 0 | 0 | 8 | 2 |
| OBV | 332 | Dolgoročni | 745 | 22 | 670 | 0 | 352 | 5 | 1 | 311 | 26 |
| OBV | 34 | Izvedeni finančni instrumenti | 18 | 2 | 16 | 0 | 15 | 0 | 0 | 0 | 0 |
| OBV | 4 | Posojila | 7.295 | 105 | 7.040 | 3.297 | 3.639 | 18 | 2 | 84 | 111 |
| OBV | 41 | Kratkoročna | 687 | 86 | 560 | 0 | 551 | 7 | 2 | 0 | 20 |
| OBV | 42 | Dolgoročna | 6.608 | 20 | 6.481 | 3.297 | 3.089 | 11 | 0 | 84 | 91 |
| OBV | 5 | Delnice in drug lastniški kapital | 8.373 | 571 | 1.419 | 0 | 293 | 124 | 27 | 975 | 3.718 |
| OBV | 511 | Delnice, ki kotirajo | 539 | 48 | 119 | 0 | 14 | 27 | 1 | 77 | 306 |
| OBV | 512 | Delnice, ki ne kotirajo | 3.498 | 407 | 469 | 0 | 210 | 28 | 16 | 215 | 2.555 |
| OBV | 513 | Drug lastniški kapital | 1.080 | 25 | 103 | 0 | 57 | 19 | 3 | 24 | 828 |
| OBV | 52 | Delnice/enote investicijskih skladov | 3.256 | 91 | 729 | 0 | 12 | 52 | 7 | 658 | 29 |
| OBV | 6 | Zavarovalno tehnične rezervacije | 4.964 | 387 | 208 | 0 | 35 | 1 | 0 | 172 | 2 |
| OBV | 611 | Rezervacije iz življenjskih zavarovanj | 2.531 | 0 | 0 | 0 | 0 | 0 | 0 | 0 | 0 |
| OBV | 612 | Rezervacije iz pokojninskih zavarovanj | 1.142 | 0 | 0 | 0 | 0 | 0 | 0 | 0 | 0 |
| OBV | 62 | Druge tehnične rezervacije | 1.292 | 387 | 208 | 0 | 35 | 1 | 0 | 172 | 2 |
| OBV | 7 | Druge obveznosti | 553 | 237 | 113 | 0 | 29 | 23 | 8 | 53 | 92 |
| OBV | 71 | Trgovinski krediti in avansi | 231 | 138 | 61 | 0 | 3 | 18 | 2 | 37 | 7 |
| OBV | 79 | Drugo | 321 | 99 | 52 | 0 | 26 | 5 | 6 | 15 | 86 |
| NETO | | Neto finančna sredstva | -410 | 13.127 | 0 | -1.273 | 977 | 1.988 | -50 | -1.642 | 1.941 |
| | | | Gospodarstvo Slovenije/ Total economy | Ne finančne družbe/ Non-financial corporations | Finančne družbe/ Financial corporations | Centralna banka/ Central Bank | Druge denarne finančne institucije/ Other monetary financial institutions | Drugi finančni posredniki / Other financial intermediaries | Izvajalci pomožnih finančnih dejavnosti/ Financial auxiliaries | Zavarovalnice in pokojninski sklad/ Insurance corporations and pension funds | Država/ General government |
| | | | S1 | S11 | S12 | S121 | S122 | S123 | S124 | S125 | S13 |

S.12 - Financial corporations

Non-consolidated financial accounts - outstanding amounts 2013 (end of year) B.1.2.4.

EUR millions

| Institutional sectors | | | | | | | | | | | Financial instruments | Code | Item type | |
|---|-------------------------------------|--|------------------------------|---|------------------------------|-----------------------|----------------------------|---|---------------------------------------|--|------------------------------|------|-----------|--|
| S1311 | S1313 | S1314 | S14 | S15 | S2 | S21 | S2111 | S2112 | S22 | | | | | |
| 8.694 | 626 | 7 | 10.147 | 53 | 19.220 | 14.549 | 12.000 | 2.549 | 4.671 | | Financial assets | F | FAS | |
| 0 | 0 | 0 | 0 | 0 | 309 | 89 | 0 | 89 | 220 | | Monetary gold and SDRs | 1 | FAS | |
| 3 | 0 | 0 | 0 | 0 | 4.424 | 4.017 | 3.773 | 244 | 407 | | Currency and deposits | 2 | FAS | |
| 0 | 0 | 0 | 0 | 0 | 23 | 8 | 0 | 8 | 16 | | Currency | 21 | FAS | |
| 0 | 0 | 0 | 0 | 0 | 650 | 503 | 453 | 50 | 147 | | Transferable deposits | 22 | FAS | |
| 3 | 0 | 0 | 0 | 0 | 3.751 | 3.507 | 3.320 | 187 | 244 | | Other deposits | 29 | FAS | |
| 7.487 | 0 | 0 | 0 | 0 | 8.623 | 7.673 | 6.723 | 950 | 950 | | Securities other than shares | 3 | FAS | |
| 540 | 0 | 0 | 0 | 0 | 125 | 124 | 124 | 0 | 1 | | Short-term | 331 | FAS | |
| 6.944 | 0 | 0 | 0 | 0 | 8.414 | 7.471 | 6.538 | 933 | 943 | | Long-term | 332 | FAS | |
| 4 | 0 | 0 | 0 | 0 | 83 | 78 | 61 | 17 | 6 | | Financial derivatives | 34 | FAS | |
| 1.137 | 620 | 2 | 9.972 | 53 | 2.870 | 1.335 | 300 | 1.035 | 1.535 | | Loans | 4 | FAS | |
| 26 | 15 | 0 | 923 | 8 | 948 | 583 | 50 | 533 | 365 | | Short-term | 41 | FAS | |
| 1.110 | 606 | 2 | 9.048 | 44 | 1.922 | 752 | 250 | 502 | 1.170 | | Long-term | 42 | FAS | |
| 0 | 0 | 0 | 0 | 0 | 2.737 | 1.259 | 1.121 | 139 | 1.477 | | Shares and other equity | 5 | FAS | |
| 0 | 0 | 0 | 0 | 0 | 1.437 | 403 | 291 | 112 | 1.034 | | Quoted shares | 511 | FAS | |
| 0 | 0 | 0 | 0 | 0 | 215 | 9 | 7 | 1 | 207 | | Unquoted shares | 512 | FAS | |
| 0 | 0 | 0 | 0 | 0 | 130 | 87 | 79 | 8 | 43 | | Other equity | 513 | FAS | |
| 0 | 0 | 0 | 0 | 0 | 955 | 761 | 744 | 18 | 193 | | Mutual funds shares | 52 | FAS | |
| 0 | 0 | 0 | 0 | 0 | 29 | 22 | 16 | 6 | 7 | | Insurance technical reserves | 6 | FAS | |
| 0 | 0 | 0 | 0 | 0 | 0 | 0 | 0 | 0 | 0 | | Life insurance reserves | 611 | FAS | |
| 0 | 0 | 0 | 0 | 0 | 0 | 0 | 0 | 0 | 0 | | Pension fund reserves | 612 | FAS | |
| 0 | 0 | 0 | 0 | 0 | 29 | 22 | 16 | 6 | 7 | | Other technical reserves | 62 | FAS | |
| 67 | 6 | 6 | 175 | 1 | 229 | 154 | 68 | 86 | 75 | | Other accounts receivable | 7 | FAS | |
| 10 | 4 | 0 | 131 | 1 | 141 | 86 | 13 | 74 | 55 | | Trade credits and advances | 71 | FAS | |
| 57 | 2 | 5 | 44 | 0 | 87 | 68 | 55 | 13 | 20 | | Other | 79 | FAS | |
| 6.641 | 385 | 361 | 25.356 | 323 | 14.051 | 13.068 | 11.092 | 1.976 | 983 | | Liabilities | F | LIA | |
| 3.047 | 378 | 11 | 18.170 | 299 | 2.846 | 2.580 | 2.331 | 250 | 266 | | Currency and deposits | 2 | LIA | |
| 0 | 0 | 0 | 3.780 | 0 | 0 | 0 | 0 | 0 | 0 | | Currency | 21 | LIA | |
| 364 | 187 | 1 | 6.299 | 145 | 1.412 | 1.278 | 1.104 | 174 | 133 | | Transferable deposits | 22 | LIA | |
| 2.683 | 190 | 10 | 8.090 | 153 | 1.435 | 1.302 | 1.227 | 75 | 133 | | Other deposits | 29 | LIA | |
| 19 | 0 | 9 | 29 | 0 | 1.035 | 943 | 776 | 167 | 92 | | Securities other than shares | 3 | LIA | |
| 2 | 0 | 0 | 1 | 0 | 55 | 55 | 40 | 15 | 0 | | Short-term | 331 | LIA | |
| 17 | 0 | 9 | 28 | 0 | 834 | 751 | 627 | 124 | 83 | | Long-term | 332 | LIA | |
| 0 | 0 | 0 | 0 | 0 | 146 | 137 | 109 | 28 | 9 | | Financial derivatives | 34 | LIA | |
| 111 | 0 | 0 | 38 | 0 | 8.023 | 7.549 | 6.361 | 1.188 | 474 | | Loans | 4 | LIA | |
| 20 | 0 | 0 | 22 | 0 | 212 | 211 | 69 | 142 | 1 | | Short-term | 41 | LIA | |
| 91 | 0 | 0 | 16 | 0 | 7.811 | 7.338 | 6.292 | 1.046 | 473 | | Long-term | 42 | LIA | |
| 3.382 | 5 | 331 | 2.642 | 22 | 1.669 | 1.628 | 1.525 | 103 | 40 | | Shares and other equity | 5 | LIA | |
| 157 | 0 | 149 | 66 | 0 | 112 | 103 | 47 | 56 | 9 | | Quoted shares | 511 | LIA | |
| 2.369 | 4 | 182 | 49 | 18 | 1.314 | 1.312 | 1.308 | 4 | 1 | | Unquoted shares | 512 | LIA | |
| 828 | 0 | 0 | 124 | 0 | 215 | 195 | 157 | 39 | 19 | | Other equity | 513 | LIA | |
| 28 | 1 | 0 | 2.403 | 4 | 28 | 17 | 14 | 3 | 11 | | Mutual funds shares | 52 | LIA | |
| 2 | 0 | 0 | 4.366 | 1 | 275 | 205 | 26 | 179 | 70 | | Insurance technical reserves | 6 | LIA | |
| 0 | 0 | 0 | 2.531 | 0 | 0 | 0 | 0 | 0 | 0 | | Life insurance reserves | 611 | LIA | |
| 0 | 0 | 0 | 1.142 | 0 | 2 | 1 | 0 | 1 | 0 | | Pension fund reserves | 612 | LIA | |
| 2 | 0 | 0 | 694 | 1 | 273 | 203 | 26 | 177 | 69 | | Other technical reserves | 62 | LIA | |
| 81 | 2 | 10 | 110 | 0 | 203 | 163 | 73 | 90 | 41 | | Other accounts payable | 7 | LIA | |
| 6 | 1 | 0 | 25 | 0 | 178 | 150 | 62 | 88 | 28 | | Trade credits and advances | 71 | LIA | |
| 75 | 1 | 10 | 85 | 0 | 25 | 13 | 11 | 2 | 12 | | Other | 79 | LIA | |
| 2.053 | 242 | -353 | -15.209 | -269 | 5.169 | 1.481 | 908 | 573 | 3.689 | | Net financial assets | | NETO | |
| Centralna država/ Central government | Lokalna država/ Local government | Skлади socialne varnosti/ Social security funds | Gospodinjstva/ Households | Nepr. instit., ki opravljajo storitve za gospod./ Non-profit institutions serving households | Tujina/ Rest of the world | EU/ European Union | EMU/ Members of the EMU | Ostale članice EU/ European Union, not EMU | Ostali (izven EU)/ Others (not EU) | | | | | |
| S1311 | S1313 | S1314 | S14 | S15 | S2 | S21 | S2111 | S2112 | S22 | | | | | |

B.1.2.4.

S.122 - druge denarne finančne institucije

B.1.3.1. Nekonsolidirani finančni računi - stanja 2012 (konec leta)

v mio EUR

| Vrsta post. | Oznaka | Finančni instrumenti | Institucionalni sektorji | | | | | | | | |
|-------------|--------|--|--|---|--|----------------------------------|--|---|--|---|-------------------------------|
| | | | S1 | S11 | S12 | S121 | S122 | S123 | S124 | S125 | S13 |
| FSR | F | Finančna sredstva | 42926 | 19985 | 7797 | 1601 | 4051 | 1877 | 80 | 188 | 5799 |
| FSR | 1 | Monetarno zlato in SDR | 0 | 0 | 0 | 0 | 0 | 0 | 0 | 0 | 0 |
| FSR | 2 | Gotovina in vloge | 1951 | 0 | 1951 | 1599 | 352 | 0 | 0 | 0 | 0 |
| FSR | 21 | Gotovina | 261 | 0 | 261 | 261 | 0 | 0 | 0 | 0 | 0 |
| FSR | 22 | Prenosljive vloge | 1359 | 0 | 1359 | 1338 | 21 | 0 | 0 | 0 | 0 |
| FSR | 29 | Druge vloge | 331 | 0 | 331 | 0 | 331 | 0 | 0 | 0 | 0 |
| FSR | 3 | Vrednostni papirji razen delnic | 4962 | 301 | 711 | 0 | 698 | 4 | 0 | 8 | 3950 |
| FSR | 331 | Kratkoročni | 439 | 4 | 82 | 0 | 82 | 0 | 0 | 0 | 353 |
| FSR | 332 | Dolgoročni | 4373 | 180 | 602 | 0 | 594 | 0 | 0 | 8 | 3590 |
| FSR | 34 | Izvedeni finančni instrumenti | 150 | 117 | 26 | 0 | 22 | 4 | 0 | 0 | 7 |
| FSR | 4 | Posojila | 34787 | 19090 | 4625 | 0 | 2777 | 1766 | 79 | 4 | 1762 |
| FSR | 41 | Kratkoročna | 7956 | 6189 | 765 | 0 | 0 | 704 | 58 | 3 | 35 |
| FSR | 42 | Dolgoročna | 26831 | 12901 | 3860 | 0 | 2777 | 1062 | 20 | 1 | 1726 |
| FSR | 5 | Delnice in drug lastniški kapital | 957 | 516 | 441 | 0 | 209 | 98 | 1 | 133 | 0 |
| FSR | 511 | Delnice, ki kotirajo | 324 | 293 | 31 | 0 | 5 | 0 | 0 | 26 | 0 |
| FSR | 512 | Delnice, ki ne kotirajo | 473 | 171 | 303 | 0 | 204 | 0 | 1 | 98 | 0 |
| FSR | 513 | Drug lastniški kapital | 135 | 53 | 82 | 0 | 0 | 73 | 0 | 9 | 0 |
| FSR | 52 | Delnice/enote investicijskih skladov | 25 | 0 | 25 | 0 | 0 | 25 | 0 | 0 | 0 |
| FSR | 6 | Zavarovalno tehnične rezervacije | 37 | 0 | 37 | 0 | 0 | 0 | 0 | 37 | 0 |
| FSR | 611 | Rezervacije iz življenjskih zavarovanj | 0 | 0 | 0 | 0 | 0 | 0 | 0 | 0 | 0 |
| FSR | 612 | Rezervacije iz pokojninskih zavarovanj | 0 | 0 | 0 | 0 | 0 | 0 | 0 | 0 | 0 |
| FSR | 62 | Druge tehnične rezervacije | 37 | 0 | 37 | 0 | 0 | 0 | 0 | 37 | 0 |
| FSR | 7 | Druge terjatve | 232 | 77 | 33 | 2 | 15 | 9 | 0 | 6 | 87 |
| FSR | 71 | Trgovinski krediti in avansi | 8 | 2 | 3 | 0 | 3 | 0 | 0 | 0 | 2 |
| FSR | 79 | Drugo | 224 | 75 | 29 | 2 | 12 | 9 | 0 | 6 | 86 |
| OBV | F | Obveznosti | 34139 | 4385 | 9966 | 3983 | 4051 | 334 | 57 | 1543 | 4448 |
| OBV | 2 | Gotovina in vloge | 23705 | 3739 | 1817 | 283 | 352 | 204 | 44 | 933 | 2986 |
| OBV | 21 | Gotovina | 0 | 0 | 0 | 0 | 0 | 0 | 0 | 0 | 0 |
| OBV | 22 | Prenosljive vloge | 9056 | 1922 | 274 | 0 | 21 | 134 | 29 | 90 | 383 |
| OBV | 29 | Druge vloge | 14649 | 1816 | 1543 | 283 | 331 | 70 | 15 | 844 | 2603 |
| OBV | 3 | Vrednostni papirji razen delnic | 1422 | 81 | 1224 | 0 | 698 | 58 | 2 | 467 | 50 |
| OBV | 331 | Kratkoročni | 98 | 1 | 97 | 0 | 82 | 8 | 0 | 6 | 0 |
| OBV | 332 | Dolgoročni | 1296 | 75 | 1106 | 0 | 594 | 50 | 2 | 461 | 50 |
| OBV | 34 | Izvedeni finančni instrumenti | 28 | 5 | 22 | 0 | 22 | 0 | 0 | 0 | 0 |
| OBV | 4 | Posojila | 6944 | 1 | 6555 | 3699 | 2777 | 0 | 0 | 80 | 387 |
| OBV | 41 | Kratkoročna | 0 | 0 | 0 | 0 | 0 | 0 | 0 | 0 | 0 |
| OBV | 42 | Dolgoročna | 6944 | 1 | 6555 | 3699 | 2777 | 0 | 0 | 80 | 387 |
| OBV | 5 | Delnice in drug lastniški kapital | 1871 | 484 | 351 | 0 | 209 | 71 | 10 | 61 | 956 |
| OBV | 511 | Delnice, ki kotirajo | 70 | 21 | 20 | 0 | 5 | 7 | 0 | 8 | 19 |
| OBV | 512 | Delnice, ki ne kotirajo | 1777 | 461 | 324 | 0 | 204 | 63 | 10 | 46 | 936 |
| OBV | 513 | Drug lastniški kapital | 0 | 0 | 0 | 0 | 0 | 0 | 0 | 0 | 0 |
| OBV | 52 | Delnice/enote investicijskih skladov | 24 | 2 | 8 | 0 | 0 | 1 | 0 | 7 | 1 |
| OBV | 6 | Zavarovalno tehnične rezervacije | 0 | 0 | 0 | 0 | 0 | 0 | 0 | 0 | 0 |
| OBV | 611 | Rezervacije iz življenjskih zavarovanj | 0 | 0 | 0 | 0 | 0 | 0 | 0 | 0 | 0 |
| OBV | 612 | Rezervacije iz pokojninskih zavarovanj | 0 | 0 | 0 | 0 | 0 | 0 | 0 | 0 | 0 |
| OBV | 62 | Druge tehnične rezervacije | 0 | 0 | 0 | 0 | 0 | 0 | 0 | 0 | 0 |
| OBV | 7 | Druge obveznosti | 197 | 79 | 18 | 0 | 15 | 1 | 1 | 1 | 69 |
| OBV | 71 | Trgovinski krediti in avansi | 32 | 26 | 5 | 0 | 3 | 1 | 0 | 0 | 1 |
| OBV | 79 | Drugo | 166 | 54 | 14 | 0 | 12 | 0 | 0 | 1 | 69 |
| NETO | | Neto finančna sredstva | 8787 | 15600 | -2170 | -2382 | 0 | 1544 | 23 | -1354 | 1351 |
| | | | Gospodarstvo Slovenije/ Total economy | Ne finančne družbe/ Non-financial corporations | Finančne družbe/ Financial corporations | Centralna banka/ Central Bank | Druge denarne finančne institucije/ Other monetary financial institutions | Drugi finančni posredniki / Other financial intermediaries | Izvajalci pomožnih finančnih dejavnosti/ Financial auxiliaries | Zavarovalnice in pokojninski sklad/ Insurance corporations and pension funds | Država/ General government |
| | | | S1 | S11 | S12 | S121 | S122 | S123 | S124 | S125 | S13 |

S.122 - Other monetary financial institutions

Non-consolidated financial accounts - outstanding amounts 2012 (end of year) B.1.3.1.

EUR millions

| Institutional sectors | | | | | | | | | | | Financial instruments | Code | Item type |
|---|-------------------------------------|--|------------------------------|---|------------------------------|-----------------------|----------------------------|---|---------------------------------------|------------------------------|-----------------------|------|-----------|
| S1311 | S1313 | S1314 | S14 | S15 | S2 | S21 | S2111 | S2112 | S22 | | | | |
| 5.187 | 562 | 50 | 9.288 | 57 | 6.665 | 3.411 | 2.798 | 613 | 3.254 | Financial assets | F | FAS | |
| 0 | 0 | 0 | 0 | 0 | 0 | 0 | 0 | 0 | 0 | Monetary gold and SDRs | 1 | FAS | |
| 0 | 0 | 0 | 0 | 0 | 1.331 | 981 | 774 | 206 | 351 | Currency and deposits | 2 | FAS | |
| 0 | 0 | 0 | 0 | 0 | 23 | 3 | 0 | 3 | 19 | Currency | 21 | FAS | |
| 0 | 0 | 0 | 0 | 0 | 340 | 249 | 229 | 20 | 91 | Transferable deposits | 22 | FAS | |
| 0 | 0 | 0 | 0 | 0 | 968 | 728 | 546 | 183 | 240 | Other deposits | 29 | FAS | |
| 3.950 | 0 | 0 | 0 | 0 | 2.006 | 1.935 | 1.669 | 266 | 71 | Securities other than shares | 3 | FAS | |
| 353 | 0 | 0 | 0 | 0 | 9 | 9 | 9 | 0 | 0 | Short-term | 331 | FAS | |
| 3.590 | 0 | 0 | 0 | 0 | 1.868 | 1.804 | 1.559 | 244 | 64 | Long-term | 332 | FAS | |
| 7 | 0 | 0 | 0 | 0 | 130 | 123 | 101 | 22 | 7 | Financial derivatives | 34 | FAS | |
| 1.150 | 562 | 50 | 9.253 | 57 | 2.819 | 452 | 313 | 139 | 2.367 | Loans | 4 | FAS | |
| 23 | 12 | 0 | 956 | 10 | 1.082 | 130 | 71 | 59 | 952 | Short-term | 41 | FAS | |
| 1.127 | 550 | 50 | 8.297 | 46 | 1.737 | 322 | 241 | 80 | 1.415 | Long-term | 42 | FAS | |
| 0 | 0 | 0 | 0 | 0 | 486 | 31 | 31 | 0 | 455 | Shares and other equity | 5 | FAS | |
| 0 | 0 | 0 | 0 | 0 | 253 | 1 | 1 | 0 | 252 | Quoted shares | 511 | FAS | |
| 0 | 0 | 0 | 0 | 0 | 213 | 28 | 28 | 0 | 185 | Unquoted shares | 512 | FAS | |
| 0 | 0 | 0 | 0 | 0 | 19 | 1 | 1 | 0 | 18 | Other equity | 513 | FAS | |
| 0 | 0 | 0 | 0 | 0 | 2 | 2 | 2 | 0 | 0 | Mutual funds shares | 52 | FAS | |
| 0 | 0 | 0 | 0 | 0 | 0 | 0 | 0 | 0 | 0 | Insurance technical reserves | 6 | FAS | |
| 0 | 0 | 0 | 0 | 0 | 0 | 0 | 0 | 0 | 0 | Life insurance reserves | 611 | FAS | |
| 0 | 0 | 0 | 0 | 0 | 0 | 0 | 0 | 0 | 0 | Pension fund reserves | 612 | FAS | |
| 0 | 0 | 0 | 0 | 0 | 0 | 0 | 0 | 0 | 0 | Other technical reserves | 62 | FAS | |
| 87 | 0 | 0 | 35 | 0 | 23 | 12 | 10 | 2 | 11 | Other accounts receivable | 7 | FAS | |
| 1 | 0 | 0 | 2 | 0 | 1 | 0 | 0 | 0 | 1 | Trade credits and advances | 71 | FAS | |
| 86 | 0 | 0 | 33 | 0 | 22 | 12 | 10 | 2 | 10 | Other | 79 | FAS | |
| 3.918 | 375 | 155 | 15.011 | 328 | 11.668 | 10.670 | 9.202 | 1.468 | 998 | Liabilities | F | LIA | |
| 2.561 | 368 | 57 | 14.853 | 311 | 2.670 | 2.229 | 2.180 | 49 | 441 | Currency and deposits | 2 | LIA | |
| 0 | 0 | 0 | 0 | 0 | 0 | 0 | 0 | 0 | 0 | Currency | 21 | LIA | |
| 197 | 182 | 4 | 6.327 | 150 | 376 | 166 | 149 | 18 | 210 | Transferable deposits | 22 | LIA | |
| 2.364 | 186 | 53 | 8.526 | 160 | 2.294 | 2.063 | 2.032 | 31 | 231 | Other deposits | 29 | LIA | |
| 30 | 0 | 20 | 66 | 1 | 1.351 | 1.243 | 1.033 | 210 | 109 | Securities other than shares | 3 | LIA | |
| 0 | 0 | 0 | 0 | 0 | 153 | 148 | 124 | 24 | 5 | Short-term | 331 | LIA | |
| 30 | 0 | 20 | 65 | 1 | 937 | 845 | 707 | 138 | 92 | Long-term | 332 | LIA | |
| 0 | 0 | 0 | 0 | 0 | 262 | 250 | 202 | 48 | 12 | Financial derivatives | 34 | LIA | |
| 387 | 0 | 0 | 0 | 0 | 6.171 | 5.738 | 4.539 | 1.199 | 432 | Loans | 4 | LIA | |
| 0 | 0 | 0 | 0 | 0 | 0 | 0 | 0 | 0 | 0 | Short-term | 41 | LIA | |
| 387 | 0 | 0 | 0 | 0 | 6.171 | 5.738 | 4.539 | 1.199 | 432 | Long-term | 42 | LIA | |
| 872 | 6 | 77 | 63 | 16 | 1.455 | 1.440 | 1.429 | 10 | 15 | Shares and other equity | 5 | LIA | |
| 16 | 0 | 2 | 11 | 0 | 11 | 10 | 2 | 7 | 1 | Quoted shares | 511 | LIA | |
| 855 | 6 | 75 | 40 | 16 | 1.444 | 1.430 | 1.427 | 3 | 14 | Unquoted shares | 512 | LIA | |
| 0 | 0 | 0 | 0 | 0 | 0 | 0 | 0 | 0 | 0 | Other equity | 513 | LIA | |
| 1 | 0 | 0 | 12 | 0 | 0 | 0 | 0 | 0 | 0 | Mutual funds shares | 52 | LIA | |
| 0 | 0 | 0 | 0 | 0 | 0 | 0 | 0 | 0 | 0 | Insurance technical reserves | 6 | LIA | |
| 0 | 0 | 0 | 0 | 0 | 0 | 0 | 0 | 0 | 0 | Life insurance reserves | 611 | LIA | |
| 0 | 0 | 0 | 0 | 0 | 0 | 0 | 0 | 0 | 0 | Pension fund reserves | 612 | LIA | |
| 0 | 0 | 0 | 0 | 0 | 0 | 0 | 0 | 0 | 0 | Other technical reserves | 62 | LIA | |
| 68 | 1 | 1 | 30 | 0 | 21 | 20 | 20 | 0 | 1 | Other accounts payable | 7 | LIA | |
| 1 | 0 | 0 | 1 | 0 | 2 | 2 | 2 | 0 | 1 | Trade credits and advances | 71 | LIA | |
| 67 | 1 | 1 | 29 | 0 | 18 | 18 | 18 | 0 | 0 | Other | 79 | LIA | |
| 1.269 | 187 | -105 | -5.723 | -271 | -5.003 | -7.259 | -6.404 | -855 | 2.256 | Net financial assets | | NETO | |
| Centralna država/ Central government | Lokalna država/ Local government | Skлади socialne varnosti/ Social security funds | Gospodinjstva/ Households | Nepr. instit., ki opravljajo storitve za gospod./ Non-profit institutions serving households | Tujina/ Rest of the world | EU/ European Union | EMU/ Members of the EMU | Ostale članice EU/ European Union, not EMU | Ostali (izven EU)/ Others (not EU) | | | | |
| S1311 | S1313 | S1314 | S14 | S15 | S2 | S21 | S2111 | S2112 | S22 | | | | |

B.1.3.1.

S.122 - druge denarne finančne institucije

B.1.3.2. Nekonsolidirani finančni računi - transakcije 2013

v mio EUR

| Vrsta post. | Oznaka | Finančni instrumenti | Institucionalni sektorji | | | | | | | | |
|-------------|--------|--|--|---|--|----------------------------------|--|---|--|---|-------------------------------|
| | | | S1 | S11 | S12 | S121 | S122 | S123 | S124 | S125 | S13 |
| FSR | F | Finančna sredstva | -1808 | -2647 | -265 | 789 | -893 | -63 | -15 | -83 | 1387 |
| FSR | 1 | Monetarno zlato in SDR | 0 | 0 | 0 | 0 | 0 | 0 | 0 | 0 | 0 |
| FSR | 2 | Gotovina in vloge | 713 | 0 | 713 | 791 | -78 | 0 | 0 | 0 | 0 |
| FSR | 21 | Gotovina | 21 | 0 | 21 | 21 | 0 | 0 | 0 | 0 | 0 |
| FSR | 22 | Prenosljive vloge | 171 | 0 | 171 | 165 | 6 | 0 | 0 | 0 | 0 |
| FSR | 29 | Druge vloge | 521 | 0 | 521 | 605 | -83 | 0 | 0 | 0 | 0 |
| FSR | 3 | Vrednostni papirji razen delnic | 1228 | -53 | -268 | 0 | -267 | 0 | 0 | 0 | 1549 |
| FSR | 331 | Kratkoročni | 49 | 12 | -32 | 0 | -32 | 0 | 0 | 0 | 69 |
| FSR | 332 | Dolgoročni | 1247 | -3 | -231 | 0 | -231 | 0 | 0 | 0 | 1481 |
| FSR | 34 | Izvedeni finančni instrumenti | -68 | -62 | -5 | 0 | -4 | 0 | 0 | 0 | -1 |
| FSR | 4 | Posojila | -3777 | -2606 | -794 | 0 | -599 | -182 | -15 | 2 | -95 |
| FSR | 41 | Kratkoročna | -1329 | -1185 | -102 | 0 | 0 | -84 | -21 | 2 | 0 |
| FSR | 42 | Dolgoročna | -2448 | -1421 | -692 | 0 | -599 | -98 | 6 | 0 | -95 |
| FSR | 5 | Delnice in drug lastniški kapital | 98 | 8 | 90 | 0 | 47 | 121 | 0 | -78 | 0 |
| FSR | 511 | Delnice, ki kotirajo | -25 | -11 | -14 | 0 | 0 | 0 | 0 | -14 | 0 |
| FSR | 512 | Delnice, ki ne kotirajo | -23 | -6 | -17 | 0 | 48 | 0 | 0 | -65 | 0 |
| FSR | 513 | Drug lastniški kapital | 158 | 25 | 134 | 0 | 0 | 134 | 0 | 0 | 0 |
| FSR | 52 | Delnice/enote investicijskih skladov | -13 | 0 | -13 | 0 | 0 | -13 | 0 | 0 | 0 |
| FSR | 6 | Zavarovalno tehnične rezervacije | -1 | 0 | -1 | 0 | 0 | 0 | 0 | -1 | 0 |
| FSR | 611 | Rezervacije iz življenjskih zavarovanj | 0 | 0 | 0 | 0 | 0 | 0 | 0 | 0 | 0 |
| FSR | 612 | Rezervacije iz pokojninskih zavarovanj | 0 | 0 | 0 | 0 | 0 | 0 | 0 | 0 | 0 |
| FSR | 62 | Druge tehnične rezervacije | -1 | 0 | -1 | 0 | 0 | 0 | 0 | -1 | 0 |
| FSR | 7 | Druge terjatve | -68 | 4 | -4 | -1 | 3 | -1 | 0 | -5 | -67 |
| FSR | 71 | Trgovinski krediti in avansi | 1 | 1 | 0 | 0 | 0 | 0 | 0 | 0 | 0 |
| FSR | 79 | Drugo | -69 | 3 | -4 | -1 | 3 | -1 | 0 | -5 | -66 |
| OBV | F | Obveznosti | -3296 | 422 | -1560 | -301 | -893 | -57 | 23 | -332 | -1715 |
| OBV | 2 | Gotovina in vloge | -1609 | 462 | -257 | 101 | -78 | -30 | 23 | -273 | -1380 |
| OBV | 21 | Gotovina | 0 | 0 | 0 | 0 | 0 | 0 | 0 | 0 | 0 |
| OBV | 22 | Prenosljive vloge | 133 | 264 | 36 | 0 | 6 | -19 | 19 | 31 | -177 |
| OBV | 29 | Druge vloge | -1742 | 198 | -293 | 101 | -83 | -11 | 4 | -304 | -1202 |
| OBV | 3 | Vrednostni papirji razen delnic | -419 | -34 | -366 | 0 | -267 | -27 | 0 | -72 | -11 |
| OBV | 331 | Kratkoročni | -30 | 6 | -38 | 0 | -32 | -8 | 0 | 2 | 2 |
| OBV | 332 | Dolgoročni | -368 | -23 | -324 | 0 | -231 | -20 | 0 | -74 | -13 |
| OBV | 34 | Izvedeni finančni instrumenti | -21 | -16 | -4 | 0 | -4 | 0 | 0 | 0 | 0 |
| OBV | 4 | Posojila | -1319 | 5 | -1001 | -402 | -599 | 1 | 0 | 0 | -324 |
| OBV | 41 | Kratkoročna | 0 | 0 | 0 | 0 | 0 | 0 | 0 | 0 | 0 |
| OBV | 42 | Dolgoročna | -1319 | 5 | -1001 | -402 | -599 | 1 | 0 | 0 | -324 |
| OBV | 5 | Delnice in drug lastniški kapital | 90 | -12 | 58 | 0 | 47 | 0 | 1 | 10 | 37 |
| OBV | 511 | Delnice, ki kotirajo | 0 | 0 | -1 | 0 | 0 | 0 | 0 | 0 | 0 |
| OBV | 512 | Delnice, ki ne kotirajo | 79 | -11 | 48 | 0 | 48 | 0 | 0 | 0 | 38 |
| OBV | 513 | Drug lastniški kapital | 0 | 0 | 0 | 0 | 0 | 0 | 0 | 0 | 0 |
| OBV | 52 | Delnice/enote investicijskih skladov | 12 | -1 | 10 | 0 | 0 | 0 | 0 | 10 | 0 |
| OBV | 6 | Zavarovalno tehnične rezervacije | 0 | 0 | 0 | 0 | 0 | 0 | 0 | 0 | 0 |
| OBV | 611 | Rezervacije iz življenjskih zavarovanj | 0 | 0 | 0 | 0 | 0 | 0 | 0 | 0 | 0 |
| OBV | 612 | Rezervacije iz pokojninskih zavarovanj | 0 | 0 | 0 | 0 | 0 | 0 | 0 | 0 | 0 |
| OBV | 62 | Druge tehnične rezervacije | 0 | 0 | 0 | 0 | 0 | 0 | 0 | 0 | 0 |
| OBV | 7 | Druge obveznosti | -39 | 1 | 7 | 0 | 3 | 0 | 0 | 3 | -38 |
| OBV | 71 | Trgovinski krediti in avansi | -2 | -2 | 0 | 0 | 0 | 0 | 0 | 0 | 0 |
| OBV | 79 | Drugo | -37 | 3 | 7 | 0 | 3 | 0 | 0 | 4 | -38 |
| NETO | | Neto finančna sredstva | 1488 | -3069 | 1295 | 1090 | 0 | -5 | -38 | 249 | 3103 |
| | | | Gospodarstvo Slovenije/ Total economy | Neto finančne družbe/ Non-financial corporations | Finančne družbe/ Financial corporations | Centralna banka/ Central Bank | Druge denarne finančne institucije/ Other monetary financial institutions | Drugi finančni posredniki / Other financial intermediaries | Izvajalci pomožnih finančnih dejavnosti/ Financial auxiliaries | Zavarovalnice in pokojninski sklad/ Insurance corporations and pension funds | Država/ General government |
| | | | S1 | S11 | S12 | S121 | S122 | S123 | S124 | S125 | S13 |

S.122 - Other monetary financial institutions

Non-consolidated financial accounts - transactions 2013 B.13.2.

EUR millions

| Institutional sectors | | | | | | | | | | | Financial instruments | Code | Item type |
|---|-------------------------------------|--|------------------------------|--|------------------------------|-----------------------|----------------------------|---|---------------------------------------|------------------------------|-----------------------|------|-----------|
| S1311 | S1313 | S1314 | S14 | S15 | S2 | S21 | S2111 | S2112 | S22 | | | | |
| 1426 | 11 | -50 | -275 | -9 | 375 | 379 | 553 | -174 | -5 | Financial assets | F | FAS | |
| 0 | 0 | 0 | 0 | 0 | 0 | 0 | 0 | 0 | 0 | Monetary gold and SDRs | 1 | FAS | |
| 0 | 0 | 0 | 0 | 0 | 455 | 493 | 617 | -124 | -38 | Currency and deposits | 2 | FAS | |
| 0 | 0 | 0 | 0 | 0 | 1 | -7 | 0 | -7 | 9 | Currency | 21 | FAS | |
| 0 | 0 | 0 | 0 | 0 | 300 | 233 | 208 | 26 | 66 | Transferable deposits | 22 | FAS | |
| 0 | 0 | 0 | 0 | 0 | 154 | 266 | 409 | -143 | -112 | Other deposits | 29 | FAS | |
| 1549 | 0 | 0 | 0 | 0 | -66 | -34 | 1 | -35 | -32 | Securities other than shares | 3 | FAS | |
| 69 | 0 | 0 | 0 | 0 | 32 | 35 | 35 | 0 | -3 | Short-term | 331 | FAS | |
| 1481 | 0 | 0 | 0 | 0 | -80 | -51 | 0 | -51 | -29 | Long-term | 332 | FAS | |
| -1 | 0 | 0 | 0 | 0 | -18 | -18 | -35 | 16 | 1 | Financial derivatives | 34 | FAS | |
| -56 | 11 | -50 | -272 | -9 | -168 | -130 | -60 | -71 | -37 | Loans | 4 | FAS | |
| -2 | 2 | 0 | -40 | -2 | -203 | -29 | -13 | -16 | -175 | Short-term | 41 | FAS | |
| -54 | 9 | -50 | -233 | -7 | 36 | -101 | -47 | -54 | 137 | Long-term | 42 | FAS | |
| 0 | 0 | 0 | 0 | 0 | 159 | 63 | 0 | 63 | 96 | Shares and other equity | 5 | FAS | |
| 0 | 0 | 0 | 0 | 0 | 71 | 0 | 0 | 0 | 71 | Quoted shares | 511 | FAS | |
| 0 | 0 | 0 | 0 | 0 | 67 | 62 | 0 | 62 | 6 | Unquoted shares | 512 | FAS | |
| 0 | 0 | 0 | 0 | 0 | 21 | 1 | 0 | 1 | 20 | Other equity | 513 | FAS | |
| 0 | 0 | 0 | 0 | 0 | 0 | 0 | 0 | 0 | 0 | Mutual funds shares | 52 | FAS | |
| 0 | 0 | 0 | 0 | 0 | 0 | 0 | 0 | 0 | 0 | Insurance technical reserves | 6 | FAS | |
| 0 | 0 | 0 | 0 | 0 | 0 | 0 | 0 | 0 | 0 | Life insurance reserves | 611 | FAS | |
| 0 | 0 | 0 | 0 | 0 | 0 | 0 | 0 | 0 | 0 | Pension fund reserves | 612 | FAS | |
| 0 | 0 | 0 | 0 | 0 | 0 | 0 | 0 | 0 | 0 | Other technical reserves | 62 | FAS | |
| -67 | 0 | 0 | -2 | 0 | -6 | -12 | -5 | -7 | 6 | Other accounts receivable | 7 | FAS | |
| 0 | 0 | 0 | 0 | 0 | 1 | 1 | 1 | 0 | 0 | Trade credits and advances | 71 | FAS | |
| -66 | 0 | 0 | -2 | 0 | -7 | -13 | -7 | -7 | 6 | Other | 79 | FAS | |
| -1642 | -20 | -54 | -438 | -4 | -2086 | -1963 | -2112 | 148 | -122 | Liabilities | F | LIA | |
| -1312 | -20 | -48 | -429 | -6 | -867 | -785 | -886 | 101 | -82 | Currency and deposits | 2 | LIA | |
| 0 | 0 | 0 | 0 | 0 | 0 | 0 | 0 | 0 | 0 | Currency | 21 | LIA | |
| -170 | -4 | -2 | 7 | 2 | 3 | 24 | -84 | 108 | -21 | Transferable deposits | 22 | LIA | |
| -1142 | -15 | -46 | -436 | -8 | -870 | -809 | -802 | -7 | -62 | Other deposits | 29 | LIA | |
| -1 | 0 | -10 | -7 | -1 | -285 | -278 | -273 | -5 | -7 | Securities other than shares | 3 | LIA | |
| 2 | 0 | 0 | 0 | 0 | -98 | -93 | -84 | -9 | -5 | Short-term | 331 | LIA | |
| -3 | 0 | -10 | -7 | -1 | -131 | -131 | -139 | 8 | 0 | Long-term | 332 | LIA | |
| 0 | 0 | 0 | 0 | 0 | -56 | -54 | -50 | -4 | -3 | Financial derivatives | 34 | LIA | |
| -324 | 0 | 0 | 0 | 0 | -1001 | -968 | -1022 | 54 | -33 | Loans | 4 | LIA | |
| 0 | 0 | 0 | 0 | 0 | 0 | 0 | 0 | 0 | 0 | Short-term | 41 | LIA | |
| -324 | 0 | 0 | 0 | 0 | -1001 | -968 | -1022 | 54 | -33 | Long-term | 42 | LIA | |
| 37 | 0 | 0 | 6 | 2 | 90 | 90 | 90 | 0 | 0 | Shares and other equity | 5 | LIA | |
| 0 | 0 | 0 | 0 | 0 | 0 | 0 | 0 | 0 | 0 | Quoted shares | 511 | LIA | |
| 38 | 0 | 0 | 2 | 2 | 90 | 90 | 90 | 0 | 0 | Unquoted shares | 512 | LIA | |
| 0 | 0 | 0 | 0 | 0 | 0 | 0 | 0 | 0 | 0 | Other equity | 513 | LIA | |
| 0 | 0 | 0 | 3 | 0 | 0 | 0 | 0 | 0 | 0 | Mutual funds shares | 52 | LIA | |
| 0 | 0 | 0 | 0 | 0 | 0 | 0 | 0 | 0 | 0 | Insurance technical reserves | 6 | LIA | |
| 0 | 0 | 0 | 0 | 0 | 0 | 0 | 0 | 0 | 0 | Life insurance reserves | 611 | LIA | |
| 0 | 0 | 0 | 0 | 0 | 0 | 0 | 0 | 0 | 0 | Pension fund reserves | 612 | LIA | |
| 0 | 0 | 0 | 0 | 0 | 0 | 0 | 0 | 0 | 0 | Other technical reserves | 62 | LIA | |
| -42 | 0 | 4 | -8 | 0 | -23 | -23 | -21 | -1 | 0 | Other accounts payable | 7 | LIA | |
| 0 | 0 | 0 | 0 | 0 | 1 | 1 | 0 | 0 | 0 | Trade credits and advances | 71 | LIA | |
| -42 | 0 | 4 | -8 | 0 | -24 | -23 | -22 | -2 | 0 | Other | 79 | LIA | |
| 3068 | 31 | 4 | 164 | -5 | 2460 | 2342 | 2664 | -322 | 118 | Net financial assets | | NETO | |
| Centralna država/ Central government | Lokalna država/ Local government | Skлади socialne varnosti/ Social security funds | Gospodinjstva/ Households | Nepr. instit. ki opravljajo storitve za gospod./ Non-profit institutions serving households | Tujina/ Rest of the world | EU/ European Union | EMU/ Members of the EMU | Ostale članice EU/ European Union, not EMU | Ostali (izven EU)/ Others (not EU) | | | | |
| S1311 | S1313 | S1314 | S14 | S15 | S2 | S21 | S2111 | S2112 | S22 | | | | |

B.13.2.

S.122 - druge denarne finančne institucije

B.1.3.3. Nekonsolidirani finančni računi - vrednostne spremembe 2013

v mio EUR

| Vrsta post. | Oznaka | Finančni instrumenti | Institucionalni sektorji | | | | | | | | |
|-------------|--------|--|--|---|--|----------------------------------|--|---|--|---|-------------------------------|
| | | | S1 | S11 | S12 | S121 | S122 | S123 | S124 | S125 | S13 |
| FSR | F | Finančna sredstva | -2738 | -2300 | -453 | 0 | -129 | -330 | -15 | 21 | 89 |
| FSR | 1 | Monetarno zlato in SDR | 0 | 0 | 0 | 0 | 0 | 0 | 0 | 0 | 0 |
| FSR | 2 | Gotovina in vloge | -3 | 0 | -3 | 0 | -3 | 0 | 0 | 0 | 0 |
| FSR | 21 | Gotovina | 0 | 0 | 0 | 0 | 0 | 0 | 0 | 0 | 0 |
| FSR | 22 | Prenosljive vloge | -3 | 0 | -3 | 0 | -3 | 0 | 0 | 0 | 0 |
| FSR | 29 | Druge vloge | 0 | 0 | 0 | 0 | 0 | 0 | 0 | 0 | 0 |
| FSR | 3 | Vrednostni papirji razen delnic | 39 | -23 | -22 | 0 | -19 | -3 | 0 | 0 | 84 |
| FSR | 331 | Kratkoročni | 6 | 0 | 4 | 0 | 4 | 0 | 0 | 0 | 2 |
| FSR | 332 | Dolgoročni | 54 | -11 | -19 | 0 | -19 | 0 | 0 | 0 | 84 |
| FSR | 34 | Izvedeni finančni instrumenti | -20 | -12 | -6 | 0 | -3 | -3 | 0 | 0 | -2 |
| FSR | 4 | Posojila | -2413 | -2155 | -192 | 0 | -8 | -168 | -15 | 0 | 7 |
| FSR | 41 | Kratkoročna | -999 | -875 | -113 | 0 | 0 | -101 | -12 | 0 | 6 |
| FSR | 42 | Dolgoročna | -1415 | -1280 | -79 | 0 | -8 | -67 | -4 | 0 | 1 |
| FSR | 5 | Delnice in drug lastniški kapital | -359 | -122 | -238 | 0 | -99 | -159 | 0 | 21 | 0 |
| FSR | 511 | Delnice, ki kotirajo | -55 | -52 | -3 | 0 | -5 | 0 | 0 | 2 | 0 |
| FSR | 512 | Delnice, ki ne kotirajo | -112 | -36 | -76 | 0 | -95 | 0 | 0 | 19 | 0 |
| FSR | 513 | Drug lastniški kapital | -192 | -33 | -158 | 0 | 0 | -158 | 0 | 0 | 0 |
| FSR | 52 | Delnice/enote investicijskih skladov | -1 | 0 | -1 | 0 | 0 | -1 | 0 | 0 | 0 |
| FSR | 6 | Zavarovalno tehnične rezervacije | 0 | 0 | 0 | 0 | 0 | 0 | 0 | 0 | 0 |
| FSR | 611 | Rezervacije iz življenjskih zavarovanj | 0 | 0 | 0 | 0 | 0 | 0 | 0 | 0 | 0 |
| FSR | 612 | Rezervacije iz pokojninskih zavarovanj | 0 | 0 | 0 | 0 | 0 | 0 | 0 | 0 | 0 |
| FSR | 62 | Druge tehnične rezervacije | 0 | 0 | 0 | 0 | 0 | 0 | 0 | 0 | 0 |
| FSR | 7 | Druge terjatve | -1 | -1 | 1 | 0 | 0 | 0 | 0 | 0 | -2 |
| FSR | 71 | Trgovinski krediti in avansi | 0 | 0 | 0 | 0 | 0 | 0 | 0 | 0 | 0 |
| FSR | 79 | Drugo | -1 | -1 | 1 | 0 | 0 | 0 | 0 | 0 | -2 |
| OBV | F | Obveznosti | 636 | -280 | -351 | 0 | -129 | -76 | -7 | -138 | 1367 |
| OBV | 2 | Gotovina in vloge | -35 | 9 | -4 | 0 | -3 | 4 | 0 | -4 | 1 |
| OBV | 21 | Gotovina | 0 | 0 | 0 | 0 | 0 | 0 | 0 | 0 | 0 |
| OBV | 22 | Prenosljive vloge | -336 | -195 | -77 | 0 | -3 | -6 | -2 | -65 | -22 |
| OBV | 29 | Druge vloge | 301 | 204 | 72 | 0 | 0 | 10 | 1 | 61 | 23 |
| OBV | 3 | Vrednostni papirji razen delnic | -206 | -18 | -142 | 0 | -19 | -25 | -1 | -97 | -15 |
| OBV | 331 | Kratkoročni | 4 | 0 | 4 | 0 | 4 | 0 | 0 | 0 | 0 |
| OBV | 332 | Dolgoročni | -220 | -31 | -143 | 0 | -19 | -25 | -1 | -97 | -15 |
| OBV | 34 | Izvedeni finančni instrumenti | 10 | 13 | -3 | 0 | -3 | 0 | 0 | 0 | 0 |
| OBV | 4 | Posojila | -8 | 0 | -8 | 0 | -8 | 0 | 0 | 0 | 0 |
| OBV | 41 | Kratkoročna | 0 | 0 | 0 | 0 | 0 | 0 | 0 | 0 | 0 |
| OBV | 42 | Dolgoročna | -8 | 0 | -8 | 0 | -8 | 0 | 0 | 0 | 0 |
| OBV | 5 | Delnice in drug lastniški kapital | 878 | -276 | -197 | 0 | -99 | -55 | -6 | -37 | 1379 |
| OBV | 511 | Delnice, ki kotirajo | -70 | -21 | -19 | 0 | -5 | -7 | 0 | -8 | -19 |
| OBV | 512 | Delnice, ki ne kotirajo | 948 | -257 | -177 | 0 | -95 | -48 | -5 | -30 | 1397 |
| OBV | 513 | Drug lastniški kapital | 0 | 0 | 0 | 0 | 0 | 0 | 0 | 0 | 0 |
| OBV | 52 | Delnice/enote investicijskih skladov | 0 | 2 | 0 | 0 | 0 | 0 | 0 | 0 | 0 |
| OBV | 6 | Zavarovalno tehnične rezervacije | 0 | 0 | 0 | 0 | 0 | 0 | 0 | 0 | 0 |
| OBV | 611 | Rezervacije iz življenjskih zavarovanj | 0 | 0 | 0 | 0 | 0 | 0 | 0 | 0 | 0 |
| OBV | 612 | Rezervacije iz pokojninskih zavarovanj | 0 | 0 | 0 | 0 | 0 | 0 | 0 | 0 | 0 |
| OBV | 62 | Druge tehnične rezervacije | 0 | 0 | 0 | 0 | 0 | 0 | 0 | 0 | 0 |
| OBV | 7 | Druge obveznosti | 9 | 5 | 0 | 0 | 0 | 0 | 0 | 0 | 1 |
| OBV | 71 | Trgovinski krediti in avansi | 0 | 0 | 0 | 0 | 0 | 0 | 0 | 0 | 0 |
| OBV | 79 | Drugo | 9 | 6 | 1 | 0 | 0 | 0 | 0 | 0 | 1 |
| NETO | | Neto finančna sredstva | -3374 | -2020 | -102 | 0 | 0 | -254 | -8 | 159 | -1278 |
| | | | Gospodarstvo Slovenije/ Total economy | Ne finančne družbe/ Non-financial corporations | Finančne družbe/ Financial corporations | Centralna banka/ Central Bank | Druge denarne finančne institucije/ Other monetary financial institutions | Drugi finančni posredniki / Other financial intermediaries | Izvajalci pomožnih finančnih dejavnosti/ Financial auxiliaries | Zavarovalnice in pokojninski sklad/ Insurance corporations and pension funds | Država/ General government |
| | | | S1 | S11 | S12 | S121 | S122 | S123 | S124 | S125 | S13 |

S.122 - Other monetary financial institutions

Non-consolidated financial accounts - revaluation changes 2013

B.1.3.3.

EUR millions

| Institutional sectors | | | | | | | | | | | Financial instruments | Code | Item type | |
|---|-------------------------------------|--|------------------------------|--|------------------------------|-----------------------|----------------------------|---|---------------------------------------|--|------------------------------|------|-----------|--|
| S1311 | S1313 | S1314 | S14 | S15 | S2 | S21 | S2111 | S2112 | S22 | | | | | |
| 79 | 9 | 0 | -73 | 1 | -486 | 772 | -97 | 869 | -1259 | | Financial assets | F | FAS | |
| 0 | 0 | 0 | 0 | 0 | 0 | 0 | 0 | 0 | 0 | | Monetary gold and SDRs | 1 | FAS | |
| 0 | 0 | 0 | 0 | 0 | -27 | 1 | -13 | 14 | -28 | | Currency and deposits | 2 | FAS | |
| 0 | 0 | 0 | 0 | 0 | -1 | 12 | 0 | 12 | -12 | | Currency | 21 | FAS | |
| 0 | 0 | 0 | 0 | 0 | -17 | -2 | -6 | 4 | -14 | | Transferable deposits | 22 | FAS | |
| 0 | 0 | 0 | 0 | 0 | -10 | -8 | -7 | -1 | -1 | | Other deposits | 29 | FAS | |
| 84 | 0 | 0 | 0 | 0 | -79 | -76 | -54 | -22 | -2 | | Securities other than shares | 3 | FAS | |
| 2 | 0 | 0 | 0 | 0 | 3 | 0 | 0 | 0 | 3 | | Short-term | 331 | FAS | |
| 84 | 0 | 0 | 0 | 0 | -40 | -38 | -38 | 0 | -2 | | Long-term | 332 | FAS | |
| -2 | 0 | 0 | 0 | 0 | -42 | -39 | -16 | -23 | -3 | | Financial derivatives | 34 | FAS | |
| -3 | 9 | 0 | -74 | 1 | -26 | 920 | -7 | 926 | -946 | | Loans | 4 | FAS | |
| 6 | 0 | 0 | -16 | 0 | -8 | 482 | -9 | 491 | -489 | | Short-term | 41 | FAS | |
| -8 | 9 | 0 | -58 | 1 | -18 | 438 | 2 | 436 | -456 | | Long-term | 42 | FAS | |
| 0 | 0 | 0 | 0 | 0 | -357 | -82 | -25 | -58 | -274 | | Shares and other equity | 5 | FAS | |
| 0 | 0 | 0 | 0 | 0 | -160 | 0 | 0 | 0 | -161 | | Quoted shares | 511 | FAS | |
| 0 | 0 | 0 | 0 | 0 | -165 | -85 | -24 | -61 | -80 | | Unquoted shares | 512 | FAS | |
| 0 | 0 | 0 | 0 | 0 | -30 | 4 | 0 | 4 | -33 | | Other equity | 513 | FAS | |
| 0 | 0 | 0 | 0 | 0 | -2 | -1 | -1 | 0 | 0 | | Mutual funds shares | 52 | FAS | |
| 0 | 0 | 0 | 0 | 0 | 0 | 0 | 0 | 0 | 0 | | Insurance technical reserves | 6 | FAS | |
| 0 | 0 | 0 | 0 | 0 | 0 | 0 | 0 | 0 | 0 | | Life insurance reserves | 611 | FAS | |
| 0 | 0 | 0 | 0 | 0 | 0 | 0 | 0 | 0 | 0 | | Pension fund reserves | 612 | FAS | |
| 0 | 0 | 0 | 0 | 0 | 0 | 0 | 0 | 0 | 0 | | Other technical reserves | 62 | FAS | |
| -2 | 0 | 0 | 0 | 0 | 2 | 10 | 1 | 9 | -8 | | Other accounts receivable | 7 | FAS | |
| 0 | 0 | 0 | 0 | 0 | 0 | 0 | 0 | 0 | 0 | | Trade credits and advances | 71 | FAS | |
| -2 | 0 | 0 | 0 | 0 | 2 | 10 | 1 | 9 | -8 | | Other | 79 | FAS | |
| 1444 | -1 | -77 | -93 | -7 | -766 | -647 | -463 | -185 | -119 | | Liabilities | F | LIA | |
| -2 | 1 | 2 | -34 | -6 | -11 | 82 | -3 | 85 | -93 | | Currency and deposits | 2 | LIA | |
| 0 | 0 | 0 | 0 | 0 | 0 | 0 | 0 | 0 | 0 | | Currency | 21 | LIA | |
| -3 | -19 | 0 | -35 | -7 | -7 | 49 | 0 | 49 | -56 | | Transferable deposits | 22 | LIA | |
| 2 | 20 | 2 | 1 | 1 | -4 | 33 | -3 | 36 | -37 | | Other deposits | 29 | LIA | |
| -12 | 0 | -2 | -32 | 0 | -33 | -23 | 15 | -38 | -9 | | Securities other than shares | 3 | LIA | |
| 0 | 0 | 0 | 0 | 0 | 0 | 0 | 0 | 0 | 0 | | Short-term | 331 | LIA | |
| -12 | 0 | -2 | -32 | 0 | 27 | 36 | 57 | -21 | -9 | | Long-term | 332 | LIA | |
| 0 | 0 | 0 | 0 | 0 | -59 | -59 | -42 | -17 | 0 | | Financial derivatives | 34 | LIA | |
| 0 | 0 | 0 | 0 | 0 | -358 | -356 | -132 | -224 | -2 | | Loans | 4 | LIA | |
| 0 | 0 | 0 | 0 | 0 | 0 | 0 | 0 | 0 | 0 | | Short-term | 41 | LIA | |
| 0 | 0 | 0 | 0 | 0 | -358 | -356 | -132 | -224 | -2 | | Long-term | 42 | LIA | |
| 1458 | -2 | -77 | -28 | 0 | -372 | -358 | -348 | -10 | -14 | | Shares and other equity | 5 | LIA | |
| -16 | 0 | -2 | -11 | 0 | -11 | -10 | -3 | -7 | -1 | | Quoted shares | 511 | LIA | |
| 1474 | -2 | -75 | -15 | 0 | -361 | -348 | -345 | -3 | -13 | | Unquoted shares | 512 | LIA | |
| 0 | 0 | 0 | 0 | 0 | 0 | 0 | 0 | 0 | 0 | | Other equity | 513 | LIA | |
| 0 | 0 | 0 | -2 | 0 | 0 | 0 | 0 | 0 | 0 | | Mutual funds shares | 52 | LIA | |
| 0 | 0 | 0 | 0 | 0 | 0 | 0 | 0 | 0 | 0 | | Insurance technical reserves | 6 | LIA | |
| 0 | 0 | 0 | 0 | 0 | 0 | 0 | 0 | 0 | 0 | | Life insurance reserves | 611 | LIA | |
| 0 | 0 | 0 | 0 | 0 | 0 | 0 | 0 | 0 | 0 | | Pension fund reserves | 612 | LIA | |
| 0 | 0 | 0 | 0 | 0 | 0 | 0 | 0 | 0 | 0 | | Other technical reserves | 62 | LIA | |
| 0 | 0 | 2 | 1 | 0 | 7 | 8 | 5 | 3 | 0 | | Other accounts payable | 7 | LIA | |
| 0 | 0 | 0 | 0 | 0 | 0 | 0 | 0 | 0 | 0 | | Trade credits and advances | 71 | LIA | |
| 0 | 0 | 2 | 2 | 0 | 7 | 8 | 5 | 3 | 0 | | Other | 79 | LIA | |
| -1365 | 10 | 77 | 19 | 7 | 280 | 1420 | 366 | 1054 | -1140 | | Net financial assets | | NETO | |
| Centralna država/ Central government | Lokalna država/ Local government | Skлади socialne varnosti/ Social security funds | Gospodinjstva/ Households | Nepr. instit. ki opravljajo storitve za gospod./ Non-profit institutions serving households | Tujina/ Rest of the world | EU/ European Union | EMU/ Members of the EMU | Ostale članice EU/ European Union, not EMU | Ostali (izven EU)/ Others (not EU) | | | | | |
| S1311 | S1313 | S1314 | S14 | S15 | S2 | S21 | S2111 | S2112 | S22 | | | | | |

B.1.3.3.

S.122 - druge denarne finančne institucije

B.1.3.4. Nekonsolidirani finančni računi - stanja 2013 (konec leta)

v mio EUR

| Vrsta post. | Oznaka | Finančni instrumenti | Institucionalni sektorji | | | | | | | | |
|-------------|--------|--|--|---|--|----------------------------------|--|---|--|---|-------------------------------|
| | | | S1 | S11 | S12 | S121 | S122 | S123 | S124 | S125 | S13 |
| FSR | F | Finančna sredstva | 38.380 | 15.038 | 7.079 | 2.390 | 3.028 | 1485 | 49 | 126 | 7.275 |
| FSR | 1 | Monetarno zlato in SDR | 0 | 0 | 0 | 0 | 0 | 0 | 0 | 0 | 0 |
| FSR | 2 | Gotovina in vloge | 2.661 | 0 | 2.661 | 2.389 | 271 | 0 | 0 | 0 | 0 |
| FSR | 21 | Gotovina | 282 | 0 | 282 | 282 | 0 | 0 | 0 | 0 | 0 |
| FSR | 22 | Prenosljive vloge | 1.526 | 0 | 1.526 | 1.503 | 23 | 0 | 0 | 0 | 0 |
| FSR | 29 | Druge vloge | 853 | 0 | 853 | 605 | 248 | 0 | 0 | 0 | 0 |
| FSR | 3 | Vrednostni papirji razen delnic | 6.229 | 225 | 421 | 0 | 412 | 1 | 0 | 8 | 5.583 |
| FSR | 331 | Kratkoročni | 494 | 16 | 54 | 0 | 54 | 0 | 0 | 0 | 424 |
| FSR | 332 | Dolgoročni | 5.673 | 166 | 352 | 0 | 344 | 0 | 0 | 8 | 5.155 |
| FSR | 34 | Izvedeni finančni instrumenti | 62 | 43 | 15 | 0 | 14 | 1 | 0 | 0 | 4 |
| FSR | 4 | Posojila | 28.597 | 14.329 | 3.639 | 0 | 2.169 | 1.416 | 48 | 6 | 1.673 |
| FSR | 41 | Kratkoročna | 5.628 | 4.128 | 551 | 0 | 0 | 520 | 25 | 5 | 41 |
| FSR | 42 | Dolgoročna | 22.968 | 10.201 | 3.089 | 0 | 2.169 | 896 | 23 | 1 | 1.633 |
| FSR | 5 | Delnice in drug lastniški kapital | 696 | 402 | 293 | 0 | 157 | 60 | 1 | 76 | 0 |
| FSR | 511 | Delnice, ki kotirajo | 243 | 229 | 14 | 0 | 0 | 0 | 0 | 14 | 0 |
| FSR | 512 | Delnice, ki ne kotirajo | 339 | 129 | 210 | 0 | 157 | 0 | 1 | 52 | 0 |
| FSR | 513 | Drug lastniški kapital | 101 | 44 | 57 | 0 | 0 | 48 | 0 | 9 | 0 |
| FSR | 52 | Delnice/enote investicijskih skladov | 12 | 0 | 12 | 0 | 0 | 12 | 0 | 0 | 0 |
| FSR | 6 | Zavarovalno tehnične rezervacije | 35 | 0 | 35 | 0 | 0 | 0 | 0 | 35 | 0 |
| FSR | 611 | Rezervacije iz življenjskih zavarovanj | 0 | 0 | 0 | 0 | 0 | 0 | 0 | 0 | 0 |
| FSR | 612 | Rezervacije iz pokojninskih zavarovanj | 0 | 0 | 0 | 0 | 0 | 0 | 0 | 0 | 0 |
| FSR | 62 | Druge tehnične rezervacije | 35 | 0 | 35 | 0 | 0 | 0 | 0 | 35 | 0 |
| FSR | 7 | Druge terjatve | 163 | 81 | 29 | 1 | 19 | 8 | 0 | 1 | 19 |
| FSR | 71 | Trgovinski krediti in avansi | 9 | 3 | 3 | 0 | 3 | 0 | 0 | 0 | 1 |
| FSR | 79 | Drugo | 154 | 78 | 26 | 1 | 16 | 8 | 0 | 1 | 18 |
| OBV | F | Obveznosti | 31.479 | 4.527 | 8.055 | 3.682 | 3.028 | 200 | 73 | 1.073 | 4.099 |
| OBV | 2 | Gotovina in vloge | 22.060 | 4.210 | 1.555 | 385 | 271 | 177 | 66 | 656 | 1.607 |
| OBV | 21 | Gotovina | 0 | 0 | 0 | 0 | 0 | 0 | 0 | 0 | 0 |
| OBV | 22 | Prenosljive vloge | 8.852 | 1.991 | 233 | 0 | 23 | 108 | 46 | 55 | 183 |
| OBV | 29 | Druge vloge | 13.208 | 2.218 | 1.322 | 385 | 248 | 69 | 20 | 601 | 1.424 |
| OBV | 3 | Vrednostni papirji razen delnic | 796 | 30 | 716 | 0 | 412 | 5 | 1 | 298 | 24 |
| OBV | 331 | Kratkoročni | 72 | 6 | 62 | 0 | 54 | 0 | 0 | 8 | 2 |
| OBV | 332 | Dolgoročni | 708 | 21 | 639 | 0 | 344 | 5 | 0 | 290 | 22 |
| OBV | 34 | Izvedeni finančni instrumenti | 17 | 2 | 15 | 0 | 14 | 0 | 0 | 0 | 0 |
| OBV | 4 | Posojila | 5.616 | 6 | 5.546 | 3.297 | 2.169 | 1 | 0 | 80 | 64 |
| OBV | 41 | Kratkoročna | 0 | 0 | 0 | 0 | 0 | 0 | 0 | 0 | 0 |
| OBV | 42 | Dolgoročna | 5.616 | 6 | 5.546 | 3.297 | 2.169 | 1 | 0 | 80 | 64 |
| OBV | 5 | Delnice in drug lastniški kapital | 2.839 | 196 | 212 | 0 | 157 | 16 | 6 | 34 | 2.372 |
| OBV | 511 | Delnice, ki kotirajo | 0 | 0 | 0 | 0 | 0 | 0 | 0 | 0 | 0 |
| OBV | 512 | Delnice, ki ne kotirajo | 2.803 | 193 | 194 | 0 | 157 | 15 | 5 | 17 | 2.371 |
| OBV | 513 | Drug lastniški kapital | 0 | 0 | 0 | 0 | 0 | 0 | 0 | 0 | 0 |
| OBV | 52 | Delnice/enote investicijskih skladov | 36 | 3 | 18 | 0 | 0 | 1 | 0 | 17 | 1 |
| OBV | 6 | Zavarovalno tehnične rezervacije | 0 | 0 | 0 | 0 | 0 | 0 | 0 | 0 | 0 |
| OBV | 611 | Rezervacije iz življenjskih zavarovanj | 0 | 0 | 0 | 0 | 0 | 0 | 0 | 0 | 0 |
| OBV | 612 | Rezervacije iz pokojninskih zavarovanj | 0 | 0 | 0 | 0 | 0 | 0 | 0 | 0 | 0 |
| OBV | 62 | Druge tehnične rezervacije | 0 | 0 | 0 | 0 | 0 | 0 | 0 | 0 | 0 |
| OBV | 7 | Druge obveznosti | 167 | 86 | 25 | 0 | 19 | 1 | 1 | 5 | 32 |
| OBV | 71 | Trgovinski krediti in avansi | 30 | 24 | 5 | 0 | 3 | 1 | 0 | 0 | 0 |
| OBV | 79 | Drugo | 138 | 62 | 21 | 0 | 16 | 0 | 0 | 4 | 32 |
| NETO | | Neto finančna sredstva | 6.901 | 10.511 | -977 | -1.292 | 0 | 1.284 | -23 | -946 | 3.176 |
| | | | Gospodarstvo Slovenije/ Total economy | Ne finančne družbe/ Non-financial corporations | Finančne družbe/ Financial corporations | Centralna banka/ Central Bank | Druge denarne finančne institucije/ Other monetary financial institutions | Drugi finančni posredniki / Other financial intermediaries | Izvajalci pomožnih finančnih dejavnosti/ Financial auxiliaries | Zavarovalnice in pokojninski sklad/ Insurance corporations and pension funds | Država/ General government |
| | | | S1 | S11 | S12 | S121 | S122 | S123 | S124 | S125 | S13 |

S.122 - Other monetary financial institutions

Non-consolidated financial accounts - outstanding amounts 2013 (end of year)

B.1.3.4.

EUR millions

| Institutional sectors | | | | | | | | | | | Financial instruments | Code | Item type | |
|---|-------------------------------------|--|------------------------------|---|------------------------------|-----------------------|----------------------------|---|---------------------------------------|--|------------------------------|------|-----------|--|
| S1311 | S1313 | S1314 | S14 | S15 | S2 | S21 | S2111 | S2112 | S22 | | | | | |
| 6.693 | 582 | 0 | 8.940 | 48 | 6.553 | 4.562 | 3.253 | 1.309 | 1.991 | | Financial assets | F | FAS | |
| 0 | 0 | 0 | 0 | 0 | 0 | 0 | 0 | 0 | 0 | | Monetary gold and SDRs | 1 | FAS | |
| 0 | 0 | 0 | 0 | 0 | 1.759 | 1.474 | 1.379 | 96 | 285 | | Currency and deposits | 2 | FAS | |
| 0 | 0 | 0 | 0 | 0 | 23 | 8 | 0 | 8 | 16 | | Currency | 21 | FAS | |
| 0 | 0 | 0 | 0 | 0 | 623 | 480 | 431 | 49 | 143 | | Transferable deposits | 22 | FAS | |
| 0 | 0 | 0 | 0 | 0 | 1.112 | 986 | 948 | 39 | 126 | | Other deposits | 29 | FAS | |
| 5.583 | 0 | 0 | 0 | 0 | 1.862 | 1.825 | 1.616 | 209 | 37 | | Securities other than shares | 3 | FAS | |
| 424 | 0 | 0 | 0 | 0 | 44 | 44 | 44 | 0 | 0 | | Short-term | 331 | FAS | |
| 5.155 | 0 | 0 | 0 | 0 | 1.748 | 1.715 | 1.521 | 194 | 33 | | Long-term | 332 | FAS | |
| 4 | 0 | 0 | 0 | 0 | 70 | 66 | 51 | 15 | 4 | | Financial derivatives | 34 | FAS | |
| 1.091 | 582 | 0 | 8.907 | 48 | 2.625 | 1.241 | 246 | 995 | 1.384 | | Loans | 4 | FAS | |
| 26 | 15 | 0 | 901 | 8 | 871 | 583 | 50 | 533 | 288 | | Short-term | 41 | FAS | |
| 1.065 | 568 | 0 | 8.006 | 40 | 1.754 | 658 | 197 | 462 | 1.096 | | Long-term | 42 | FAS | |
| 0 | 0 | 0 | 0 | 0 | 289 | 12 | 7 | 5 | 277 | | Shares and other equity | 5 | FAS | |
| 0 | 0 | 0 | 0 | 0 | 163 | 2 | 2 | 0 | 162 | | Quoted shares | 511 | FAS | |
| 0 | 0 | 0 | 0 | 0 | 115 | 4 | 4 | 0 | 111 | | Unquoted shares | 512 | FAS | |
| 0 | 0 | 0 | 0 | 0 | 10 | 6 | 1 | 5 | 4 | | Other equity | 513 | FAS | |
| 0 | 0 | 0 | 0 | 0 | 0 | 0 | 0 | 0 | 0 | | Mutual funds shares | 52 | FAS | |
| 0 | 0 | 0 | 0 | 0 | 0 | 0 | 0 | 0 | 0 | | Insurance technical reserves | 6 | FAS | |
| 0 | 0 | 0 | 0 | 0 | 0 | 0 | 0 | 0 | 0 | | Life insurance reserves | 611 | FAS | |
| 0 | 0 | 0 | 0 | 0 | 0 | 0 | 0 | 0 | 0 | | Pension fund reserves | 612 | FAS | |
| 0 | 0 | 0 | 0 | 0 | 0 | 0 | 0 | 0 | 0 | | Other technical reserves | 62 | FAS | |
| 19 | 0 | 0 | 33 | 0 | 18 | 10 | 6 | 4 | 9 | | Other accounts receivable | 7 | FAS | |
| 1 | 0 | 0 | 2 | 0 | 2 | 2 | 1 | 0 | 0 | | Trade credits and advances | 71 | FAS | |
| 18 | 0 | 0 | 31 | 0 | 17 | 8 | 5 | 4 | 8 | | Other | 79 | FAS | |
| 3.721 | 354 | 25 | 14.480 | 317 | 8.816 | 8.059 | 6.627 | 1.432 | 757 | | Liabilities | F | LIA | |
| 1.247 | 350 | 11 | 14.390 | 299 | 1.793 | 1.527 | 1.292 | 235 | 266 | | Currency and deposits | 2 | LIA | |
| 0 | 0 | 0 | 0 | 0 | 0 | 0 | 0 | 0 | 0 | | Currency | 21 | LIA | |
| 23 | 159 | 1 | 6.299 | 145 | 373 | 239 | 65 | 174 | 133 | | Transferable deposits | 22 | LIA | |
| 1.224 | 190 | 10 | 8.090 | 153 | 1.420 | 1.287 | 1.227 | 61 | 132 | | Other deposits | 29 | LIA | |
| 17 | 0 | 7 | 27 | 0 | 1.034 | 942 | 775 | 167 | 92 | | Securities other than shares | 3 | LIA | |
| 2 | 0 | 0 | 1 | 0 | 55 | 55 | 40 | 15 | 0 | | Short-term | 331 | LIA | |
| 15 | 0 | 7 | 26 | 0 | 833 | 750 | 626 | 124 | 83 | | Long-term | 332 | LIA | |
| 0 | 0 | 0 | 0 | 0 | 146 | 137 | 109 | 27 | 9 | | Financial derivatives | 34 | LIA | |
| 64 | 0 | 0 | 0 | 0 | 4.811 | 4.414 | 3.385 | 1.028 | 397 | | Loans | 4 | LIA | |
| 0 | 0 | 0 | 0 | 0 | 0 | 0 | 0 | 0 | 0 | | Short-term | 41 | LIA | |
| 64 | 0 | 0 | 0 | 0 | 4.811 | 4.414 | 3.385 | 1.028 | 397 | | Long-term | 42 | LIA | |
| 2.368 | 4 | 0 | 40 | 18 | 1.173 | 1.172 | 1.172 | 0 | 1 | | Shares and other equity | 5 | LIA | |
| 0 | 0 | 0 | 0 | 0 | 0 | 0 | 0 | 0 | 0 | | Quoted shares | 511 | LIA | |
| 2.367 | 4 | 0 | 27 | 18 | 1.173 | 1.172 | 1.172 | 0 | 1 | | Unquoted shares | 512 | LIA | |
| 0 | 0 | 0 | 0 | 0 | 0 | 0 | 0 | 0 | 0 | | Other equity | 513 | LIA | |
| 1 | 0 | 0 | 14 | 0 | 0 | 0 | 0 | 0 | 0 | | Mutual funds shares | 52 | LIA | |
| 0 | 0 | 0 | 0 | 0 | 0 | 0 | 0 | 0 | 0 | | Insurance technical reserves | 6 | LIA | |
| 0 | 0 | 0 | 0 | 0 | 0 | 0 | 0 | 0 | 0 | | Life insurance reserves | 611 | LIA | |
| 0 | 0 | 0 | 0 | 0 | 0 | 0 | 0 | 0 | 0 | | Pension fund reserves | 612 | LIA | |
| 0 | 0 | 0 | 0 | 0 | 0 | 0 | 0 | 0 | 0 | | Other technical reserves | 62 | LIA | |
| 26 | 1 | 6 | 24 | 0 | 5 | 5 | 3 | 2 | 0 | | Other accounts payable | 7 | LIA | |
| 0 | 0 | 0 | 1 | 0 | 3 | 3 | 2 | 1 | 0 | | Trade credits and advances | 71 | LIA | |
| 25 | 1 | 6 | 23 | 0 | 2 | 2 | 1 | 1 | 0 | | Other | 79 | LIA | |
| 2.972 | 228 | -24 | -5.540 | -269 | -2.263 | -3.497 | -3.374 | -123 | 1.234 | | Net financial assets | | NETO | |
| Centralna država/ Central government | Lokalna država/ Local government | Skлади socialne varnosti/ Social security funds | Gospodinjstva/ Households | Nepr. instit., ki opravljajo storitve za gospod./ Non-profit institutions serving households | Tujina/ Rest of the world | EU/ European Union | EMU/ Members of the EMU | Ostale članice EU/ European Union, not EMU | Ostali (izven EU)/ Others (not EU) | | | | | |
| S1311 | S1313 | S1314 | S14 | S15 | S2 | S21 | S2111 | S2112 | S22 | | | | | |

B.1.3.4.

S.123 - drugi finančni posredniki

B.1.4.1. Nekonsolidirani finančni računi - stanja 2012 (konec leta)

v mio EUR

| Vrsta post. | Oznaka | Finančni instrumenti | Institucionalni sektorji | | | | | | | | |
|-------------|--------|--|--|---|--|----------------------------------|--|---|--|---|-------------------------------|
| | | | S1 | S11 | S12 | S121 | S122 | S123 | S124 | S125 | S13 |
| FSR | F | Finančna sredstva | 4.877 | 3.061 | 570 | 0 | 334 | 194 | 19 | 23 | 155 |
| FSR | 1 | Monetarno zlato in SDR | 0 | 0 | 0 | 0 | 0 | 0 | 0 | 0 | 0 |
| FSR | 2 | Gotovina in vloge | 204 | 0 | 204 | 0 | 204 | 0 | 0 | 0 | 0 |
| FSR | 21 | Gotovina | 0 | 0 | 0 | 0 | 0 | 0 | 0 | 0 | 0 |
| FSR | 22 | Prenosljive vloge | 134 | 0 | 134 | 0 | 134 | 0 | 0 | 0 | 0 |
| FSR | 29 | Druge vloge | 70 | 0 | 70 | 0 | 70 | 0 | 0 | 0 | 0 |
| FSR | 3 | Vrednostni papirji razen delnic | 109 | 29 | 58 | 0 | 58 | 0 | 0 | 1 | 22 |
| FSR | 331 | Kratkoročni | 21 | 11 | 8 | 0 | 8 | 0 | 0 | 0 | 2 |
| FSR | 332 | Dolgoročni | 87 | 17 | 50 | 0 | 50 | 0 | 0 | 1 | 20 |
| FSR | 34 | Izvedeni finančni instrumenti | 1 | 1 | 0 | 0 | 0 | 0 | 0 | 0 | 0 |
| FSR | 4 | Posojila | 3.341 | 2.177 | 55 | 0 | 0 | 46 | 9 | 0 | 100 |
| FSR | 41 | Kratkoročna | 299 | 223 | 49 | 0 | 0 | 43 | 6 | 0 | 0 |
| FSR | 42 | Dolgoročna | 3.043 | 1.954 | 6 | 0 | 0 | 3 | 2 | 0 | 100 |
| FSR | 5 | Delnice in drug lastniški kapital | 907 | 676 | 231 | 0 | 71 | 129 | 10 | 21 | 0 |
| FSR | 511 | Delnice, ki kotirajo | 271 | 239 | 31 | 0 | 7 | 4 | 0 | 20 | 0 |
| FSR | 512 | Delnice, ki ne kotirajo | 467 | 362 | 105 | 0 | 63 | 40 | 1 | 0 | 0 |
| FSR | 513 | Drug lastniški kapital | 100 | 74 | 25 | 0 | 0 | 17 | 9 | 0 | 0 |
| FSR | 52 | Delnice/enote investicijskih skladov | 69 | 0 | 69 | 0 | 1 | 69 | 0 | 0 | 0 |
| FSR | 6 | Zavarovalno tehnične rezervacije | 1 | 0 | 1 | 0 | 0 | 0 | 0 | 1 | 0 |
| FSR | 611 | Rezervacije iz življenjskih zavarovanj | 0 | 0 | 0 | 0 | 0 | 0 | 0 | 0 | 0 |
| FSR | 612 | Rezervacije iz pokojninskih zavarovanj | 0 | 0 | 0 | 0 | 0 | 0 | 0 | 0 | 0 |
| FSR | 62 | Druge tehnične rezervacije | 1 | 0 | 1 | 0 | 0 | 0 | 0 | 1 | 0 |
| FSR | 7 | Druge terjatve | 316 | 179 | 21 | 0 | 1 | 18 | 1 | 1 | 32 |
| FSR | 71 | Trgovinski krediti in avansi | 209 | 121 | 14 | 0 | 1 | 12 | 0 | 0 | 3 |
| FSR | 79 | Drugo | 107 | 58 | 7 | 0 | 0 | 6 | 1 | 1 | 29 |
| OBV | F | Obveznosti | 4.247 | 449 | 2.762 | 0 | 1.877 | 194 | 11 | 680 | 38 |
| OBV | 2 | Gotovina in vloge | 0 | 0 | 0 | 0 | 0 | 0 | 0 | 0 | 0 |
| OBV | 21 | Gotovina | 0 | 0 | 0 | 0 | 0 | 0 | 0 | 0 | 0 |
| OBV | 22 | Prenosljive vloge | 0 | 0 | 0 | 0 | 0 | 0 | 0 | 0 | 0 |
| OBV | 29 | Druge vloge | 0 | 0 | 0 | 0 | 0 | 0 | 0 | 0 | 0 |
| OBV | 3 | Vrednostni papirji razen delnic | 4 | 0 | 4 | 0 | 4 | 0 | 0 | 0 | 0 |
| OBV | 331 | Kratkoročni | 0 | 0 | 0 | 0 | 0 | 0 | 0 | 0 | 0 |
| OBV | 332 | Dolgoročni | 0 | 0 | 0 | 0 | 0 | 0 | 0 | 0 | 0 |
| OBV | 34 | Izvedeni finančni instrumenti | 4 | 0 | 4 | 0 | 4 | 0 | 0 | 0 | 0 |
| OBV | 4 | Posojila | 1.910 | 79 | 1.817 | 0 | 1.766 | 46 | 1 | 4 | 0 |
| OBV | 41 | Kratkoročna | 805 | 48 | 748 | 0 | 704 | 43 | 1 | 0 | 0 |
| OBV | 42 | Dolgoročna | 1.105 | 31 | 1.069 | 0 | 1.062 | 3 | 0 | 4 | 0 |
| OBV | 5 | Delnice in drug lastniški kapital | 2.131 | 228 | 909 | 0 | 98 | 129 | 8 | 675 | 32 |
| OBV | 511 | Delnice, ki kotirajo | 68 | 7 | 56 | 0 | 0 | 4 | 0 | 52 | 0 |
| OBV | 512 | Delnice, ki ne kotirajo | 155 | 103 | 41 | 0 | 0 | 40 | 0 | 1 | 0 |
| OBV | 513 | Drug lastniški kapital | 135 | 13 | 107 | 0 | 73 | 17 | 1 | 17 | 0 |
| OBV | 52 | Delnice/enote investicijskih skladov | 1.773 | 105 | 705 | 0 | 25 | 69 | 7 | 604 | 31 |
| OBV | 6 | Zavarovalno tehnične rezervacije | 0 | 0 | 0 | 0 | 0 | 0 | 0 | 0 | 0 |
| OBV | 611 | Rezervacije iz življenjskih zavarovanj | 0 | 0 | 0 | 0 | 0 | 0 | 0 | 0 | 0 |
| OBV | 612 | Rezervacije iz pokojninskih zavarovanj | 0 | 0 | 0 | 0 | 0 | 0 | 0 | 0 | 0 |
| OBV | 62 | Druge tehnične rezervacije | 0 | 0 | 0 | 0 | 0 | 0 | 0 | 0 | 0 |
| OBV | 7 | Druge obveznosti | 202 | 142 | 32 | 0 | 9 | 18 | 3 | 1 | 6 |
| OBV | 71 | Trgovinski krediti in avansi | 128 | 105 | 14 | 0 | 0 | 12 | 0 | 1 | 0 |
| OBV | 79 | Drugo | 74 | 37 | 18 | 0 | 9 | 6 | 3 | 0 | 6 |
| NETO | | Neto finančna sredstva | 630 | 2.613 | -2.192 | 0 | -1.544 | 0 | 8 | -657 | 117 |
| | | | Gospodarstvo Slovenije/ Total economy | Neto finančne družbe/ Non-financial corporations | Finančne družbe/ Financial corporations | Centralna banka/ Central Bank | Druge denarne finančne institucije/ Other monetary financial institutions | Drugi finančni posredniki / Other financial intermediaries | Izvajalci pomožnih finančnih dejavnosti/ Financial auxiliaries | Zavarovalnice in pokojninski sklad/ Insurance corporations and pension funds | Država/ General government |
| | | | S1 | S11 | S12 | S121 | S122 | S123 | S124 | S125 | S13 |

S.123 - Other financial intermediaries

Non-consolidated financial accounts - outstanding amounts 2012 (end of year) B.1.4.1.

EUR millions

| Institutional sectors | | | | | | | | | | | Financial instruments | Code | Item type |
|---|-------------------------------------|--|------------------------------|---|------------------------------|-----------------------|----------------------------|---|---------------------------------------|------------------------------|-----------------------|------|-----------|
| S1311 | S1313 | S1314 | S14 | S15 | S2 | S21 | S2111 | S2112 | S22 | | | | |
| 109 | 44 | 2 | 1086 | 5 | 1765 | 666 | 537 | 129 | 1099 | Financial assets | F | FAS | |
| 0 | 0 | 0 | 0 | 0 | 0 | 0 | 0 | 0 | 0 | Monetary gold and SDRs | 1 | FAS | |
| 0 | 0 | 0 | 0 | 0 | 133 | 133 | 133 | 0 | 0 | Currency and deposits | 2 | FAS | |
| 0 | 0 | 0 | 0 | 0 | 0 | 0 | 0 | 0 | 0 | Currency | 21 | FAS | |
| 0 | 0 | 0 | 0 | 0 | 3 | 3 | 3 | 0 | 0 | Transferable deposits | 22 | FAS | |
| 0 | 0 | 0 | 0 | 0 | 130 | 130 | 130 | 0 | 0 | Other deposits | 29 | FAS | |
| 22 | 0 | 0 | 0 | 0 | 167 | 139 | 120 | 20 | 28 | Securities other than shares | 3 | FAS | |
| 2 | 0 | 0 | 0 | 0 | 0 | 0 | 0 | 0 | 0 | Short-term | 331 | FAS | |
| 20 | 0 | 0 | 0 | 0 | 160 | 132 | 113 | 20 | 28 | Long-term | 332 | FAS | |
| 0 | 0 | 0 | 0 | 0 | 7 | 7 | 7 | 0 | 0 | Financial derivatives | 34 | FAS | |
| 58 | 41 | 2 | 1003 | 5 | 189 | 67 | 55 | 12 | 123 | Loans | 4 | FAS | |
| 0 | 0 | 0 | 26 | 0 | 129 | 15 | 15 | 0 | 114 | Short-term | 41 | FAS | |
| 58 | 41 | 2 | 978 | 5 | 61 | 52 | 40 | 12 | 9 | Long-term | 42 | FAS | |
| 0 | 0 | 0 | 0 | 0 | 1234 | 307 | 214 | 93 | 927 | Shares and other equity | 5 | FAS | |
| 0 | 0 | 0 | 0 | 0 | 1053 | 258 | 168 | 90 | 795 | Quoted shares | 511 | FAS | |
| 0 | 0 | 0 | 0 | 0 | 4 | 0 | 0 | 0 | 4 | Unquoted shares | 512 | FAS | |
| 0 | 0 | 0 | 0 | 0 | 36 | 2 | 2 | 0 | 34 | Other equity | 513 | FAS | |
| 0 | 0 | 0 | 0 | 0 | 141 | 47 | 44 | 3 | 94 | Mutual funds shares | 52 | FAS | |
| 0 | 0 | 0 | 0 | 0 | 0 | 0 | 0 | 0 | 0 | Insurance technical reserves | 6 | FAS | |
| 0 | 0 | 0 | 0 | 0 | 0 | 0 | 0 | 0 | 0 | Life insurance reserves | 611 | FAS | |
| 0 | 0 | 0 | 0 | 0 | 0 | 0 | 0 | 0 | 0 | Pension fund reserves | 612 | FAS | |
| 0 | 0 | 0 | 0 | 0 | 0 | 0 | 0 | 0 | 0 | Other technical reserves | 62 | FAS | |
| 29 | 3 | 0 | 83 | 0 | 42 | 20 | 16 | 4 | 22 | Other accounts receivable | 7 | FAS | |
| 3 | 0 | 0 | 71 | 0 | 18 | 9 | 5 | 4 | 9 | Trade credits and advances | 71 | FAS | |
| 26 | 3 | 0 | 12 | 0 | 24 | 11 | 11 | 1 | 13 | Other | 79 | FAS | |
| 36 | 2 | 0 | 996 | 3 | 3.655 | 3.521 | 3.352 | 169 | 134 | Liabilities | F | LIA | |
| 0 | 0 | 0 | 0 | 0 | 0 | 0 | 0 | 0 | 0 | Currency and deposits | 2 | LIA | |
| 0 | 0 | 0 | 0 | 0 | 0 | 0 | 0 | 0 | 0 | Currency | 21 | LIA | |
| 0 | 0 | 0 | 0 | 0 | 0 | 0 | 0 | 0 | 0 | Transferable deposits | 22 | LIA | |
| 0 | 0 | 0 | 0 | 0 | 0 | 0 | 0 | 0 | 0 | Other deposits | 29 | LIA | |
| 0 | 0 | 0 | 0 | 0 | 1 | 0 | 0 | 0 | 1 | Securities other than shares | 3 | LIA | |
| 0 | 0 | 0 | 0 | 0 | 1 | 0 | 0 | 0 | 1 | Short-term | 331 | LIA | |
| 0 | 0 | 0 | 0 | 0 | 0 | 0 | 0 | 0 | 0 | Long-term | 332 | LIA | |
| 0 | 0 | 0 | 0 | 0 | 0 | 0 | 0 | 0 | 0 | Financial derivatives | 34 | LIA | |
| 0 | 0 | 0 | 15 | 0 | 3.330 | 3.244 | 3.103 | 141 | 86 | Loans | 4 | LIA | |
| 0 | 0 | 0 | 9 | 0 | 218 | 217 | 77 | 141 | 1 | Short-term | 41 | LIA | |
| 0 | 0 | 0 | 5 | 0 | 3.112 | 3.027 | 3.027 | 0 | 85 | Long-term | 42 | LIA | |
| 30 | 1 | 0 | 959 | 3 | 295 | 259 | 232 | 28 | 36 | Shares and other equity | 5 | LIA | |
| 0 | 0 | 0 | 4 | 0 | 0 | 0 | 0 | 0 | 0 | Quoted shares | 511 | LIA | |
| 0 | 0 | 0 | 11 | 0 | 90 | 90 | 90 | 0 | 0 | Unquoted shares | 512 | LIA | |
| 0 | 0 | 0 | 16 | 0 | 184 | 156 | 130 | 26 | 28 | Other equity | 513 | LIA | |
| 30 | 1 | 0 | 929 | 3 | 21 | 13 | 11 | 2 | 8 | Mutual funds shares | 52 | LIA | |
| 0 | 0 | 0 | 0 | 0 | 0 | 0 | 0 | 0 | 0 | Insurance technical reserves | 6 | LIA | |
| 0 | 0 | 0 | 0 | 0 | 0 | 0 | 0 | 0 | 0 | Life insurance reserves | 611 | LIA | |
| 0 | 0 | 0 | 0 | 0 | 0 | 0 | 0 | 0 | 0 | Pension fund reserves | 612 | LIA | |
| 0 | 0 | 0 | 0 | 0 | 0 | 0 | 0 | 0 | 0 | Other technical reserves | 62 | LIA | |
| 5 | 1 | 0 | 21 | 0 | 29 | 17 | 17 | 1 | 11 | Other accounts payable | 7 | LIA | |
| 0 | 0 | 0 | 9 | 0 | 5 | 3 | 3 | 0 | 2 | Trade credits and advances | 71 | LIA | |
| 5 | 1 | 0 | 13 | 0 | 23 | 14 | 14 | 1 | 9 | Other | 79 | LIA | |
| 73 | 42 | 2 | 90 | 2 | -1890 | -2855 | -2815 | -40 | 965 | Net financial assets | | NETO | |
| Centralna država/ Central government | Lokalna država/ Local government | Skлади socialne varnosti/ Social security funds | Gospodinjstva/ Households | Nepr. instit., ki opravljajo storitve za gospod./ Non-profit institutions serving households | Tujina/ Rest of the world | EU/ European Union | EMU/ Members of the EMU | Ostale članice EU/ European Union, not EMU | Ostali (izven EU)/ Others (not EU) | | | | |
| S1311 | S1313 | S1314 | S14 | S15 | S2 | S21 | S2111 | S2112 | S22 | | | | |

B.1.4.1.

S.123 - drugi finančni posredniki

B.1.4.2. Nekonsolidirani finančni računi - transakcije 2013

v mio EUR

| Vrsta post. | Oznaka | Finančni instrumenti | Institucionalni sektorji | | | | | | | | |
|-------------|--------|--|--|---|--|----------------------------------|--|---|--|---|-------------------------------|
| | | | S1 | S11 | S12 | S121 | S122 | S123 | S124 | S125 | S13 |
| FSR | F | Finančna sredstva | -187 | -41 | -101 | 1 | -57 | -43 | 0 | -1 | -16 |
| FSR | 1 | Monetarno zlato in SDR | 0 | 0 | 0 | 0 | 0 | 0 | 0 | 0 | 0 |
| FSR | 2 | Gotovina in vloge | -29 | 0 | -29 | 1 | -30 | 0 | 0 | 0 | 0 |
| FSR | 21 | Gotovina | 1 | 0 | 1 | 1 | 0 | 0 | 0 | 0 | 0 |
| FSR | 22 | Prenosljive vloge | -19 | 0 | -19 | 0 | -19 | 0 | 0 | 0 | 0 |
| FSR | 29 | Druge vloge | -11 | 0 | -11 | 0 | -11 | 0 | 0 | 0 | 0 |
| FSR | 3 | Vrednostni papirji razen delnic | -29 | -6 | -27 | 0 | -27 | 0 | 0 | 0 | 4 |
| FSR | 331 | Kratkoročni | -12 | -4 | -8 | 0 | -8 | 0 | 0 | 0 | 0 |
| FSR | 332 | Dolgoročni | -16 | -1 | -20 | 0 | -20 | 0 | 0 | 0 | 4 |
| FSR | 34 | Izvedeni finančni instrumenti | -1 | -1 | 0 | 0 | 0 | 0 | 0 | 0 | 0 |
| FSR | 4 | Posojila | -58 | -3 | -34 | 0 | 1 | -35 | 0 | 0 | -14 |
| FSR | 41 | Kratkoročna | -43 | 6 | -38 | 0 | 0 | -32 | -6 | 0 | 0 |
| FSR | 42 | Dolgoročna | -15 | -10 | 4 | 0 | 1 | -3 | 6 | 0 | -14 |
| FSR | 5 | Delnice in drug lastniški kapital | -62 | -47 | -16 | 0 | 0 | -15 | 0 | -1 | 0 |
| FSR | 511 | Delnice, ki kotirajo | -28 | -27 | -1 | 0 | 0 | 0 | 0 | -1 | 0 |
| FSR | 512 | Delnice, ki ne kotirajo | -13 | -13 | 0 | 0 | 0 | 0 | 0 | 0 | 0 |
| FSR | 513 | Drug lastniški kapital | -6 | -7 | 1 | 0 | 0 | 1 | 0 | 0 | 0 |
| FSR | 52 | Delnice/enote investicijskih skladov | -16 | 0 | -16 | 0 | 0 | -16 | 0 | 0 | 0 |
| FSR | 6 | Zavarovalno tehnične rezervacije | 0 | 0 | 0 | 0 | 0 | 0 | 0 | 0 | 0 |
| FSR | 611 | Rezervacije iz življenjskih zavarovanj | 0 | 0 | 0 | 0 | 0 | 0 | 0 | 0 | 0 |
| FSR | 612 | Rezervacije iz pokojninskih zavarovanj | 0 | 0 | 0 | 0 | 0 | 0 | 0 | 0 | 0 |
| FSR | 62 | Druge tehnične rezervacije | 0 | 0 | 0 | 0 | 0 | 0 | 0 | 0 | 0 |
| FSR | 7 | Druge terjatve | -8 | 15 | 5 | 0 | 0 | 6 | -1 | -1 | -7 |
| FSR | 71 | Trgovinski krediti in avansi | -5 | 7 | 8 | 0 | 0 | 8 | 0 | 0 | 0 |
| FSR | 79 | Drugo | -4 | 8 | -3 | 0 | 0 | -2 | -1 | -1 | -7 |
| OBV | F | Obveznosti | -100 | -37 | -91 | 0 | -63 | -43 | 1 | 14 | 49 |
| OBV | 2 | Gotovina in vloge | 0 | 0 | 0 | 0 | 0 | 0 | 0 | 0 | 0 |
| OBV | 21 | Gotovina | 0 | 0 | 0 | 0 | 0 | 0 | 0 | 0 | 0 |
| OBV | 22 | Prenosljive vloge | 0 | 0 | 0 | 0 | 0 | 0 | 0 | 0 | 0 |
| OBV | 29 | Druge vloge | 0 | 0 | 0 | 0 | 0 | 0 | 0 | 0 | 0 |
| OBV | 3 | Vrednostni papirji razen delnic | -1 | 0 | 0 | 0 | 0 | 0 | 0 | 0 | 0 |
| OBV | 331 | Kratkoročni | 0 | 0 | 0 | 0 | 0 | 0 | 0 | 0 | 0 |
| OBV | 332 | Dolgoročni | 0 | 0 | 0 | 0 | 0 | 0 | 0 | 0 | 0 |
| OBV | 34 | Izvedeni finančni instrumenti | 0 | 0 | 0 | 0 | 0 | 0 | 0 | 0 | 0 |
| OBV | 4 | Posojila | -176 | -1 | -217 | 0 | -182 | -35 | 0 | 0 | 44 |
| OBV | 41 | Kratkoročna | -107 | -8 | -115 | 0 | -84 | -32 | 0 | 0 | 18 |
| OBV | 42 | Dolgoročna | -69 | 7 | -102 | 0 | -98 | -3 | 0 | 0 | 26 |
| OBV | 5 | Delnice in drug lastniški kapital | 82 | -15 | 119 | 0 | 121 | -15 | 1 | 12 | -6 |
| OBV | 511 | Delnice, ki kotirajo | 0 | 0 | 0 | 0 | 0 | 0 | 0 | 0 | 0 |
| OBV | 512 | Delnice, ki ne kotirajo | 0 | -1 | 0 | 0 | 0 | 0 | 0 | 0 | 0 |
| OBV | 513 | Drug lastniški kapital | 133 | 0 | 135 | 0 | 134 | 1 | 0 | 0 | 0 |
| OBV | 52 | Delnice/enote investicijskih skladov | -52 | -14 | -16 | 0 | -13 | -16 | 1 | 12 | -6 |
| OBV | 6 | Zavarovalno tehnične rezervacije | 0 | 0 | 0 | 0 | 0 | 0 | 0 | 0 | 0 |
| OBV | 611 | Rezervacije iz življenjskih zavarovanj | 0 | 0 | 0 | 0 | 0 | 0 | 0 | 0 | 0 |
| OBV | 612 | Rezervacije iz pokojninskih zavarovanj | 0 | 0 | 0 | 0 | 0 | 0 | 0 | 0 | 0 |
| OBV | 62 | Druge tehnične rezervacije | 0 | 0 | 0 | 0 | 0 | 0 | 0 | 0 | 0 |
| OBV | 7 | Druge obveznosti | -6 | -20 | 7 | 0 | -1 | 6 | 0 | 2 | 11 |
| OBV | 71 | Trgovinski krediti in avansi | 13 | -3 | 9 | 0 | 0 | 8 | 0 | 0 | 6 |
| OBV | 79 | Drugo | -19 | -17 | -2 | 0 | -1 | -2 | 0 | 1 | 5 |
| NETO | | Neto finančna sredstva | -86 | -4 | -10 | 1 | 5 | 0 | -1 | -15 | -66 |
| | | | Gospodarstvo Slovenije/ Total economy | Ne finančne družbe/ Non-financial corporations | Finančne družbe/ Financial corporations | Centralna banka/ Central Bank | Druge denarne finančne institucije/ Other monetary financial institutions | Druge finančni posredniki / Other financial intermediaries | Izvajalci pomožnih finančnih dejavnosti/ Financial auxiliaries | Zavarovalnice in pokojninski sklad/ Insurance corporations and pension funds | Država/ General government |
| | | | S1 | S11 | S12 | S121 | S122 | S123 | S124 | S125 | S13 |

S.123 - Other financial intermediaries

Non-consolidated financial accounts - transactions 2013

B.1.4.2.

EUR millions

| Institutional sectors | | | | | | | | | | | Financial instruments | Code | Item type |
|---|-------------------------------------|--|------------------------------|--|------------------------------|-----------------------|----------------------------|---|---------------------------------------|------------------------------|-----------------------|------|-----------|
| S1311 | S1313 | S1314 | S14 | S15 | S2 | S21 | S2111 | S2112 | S22 | | | | |
| -14 | -3 | 0 | -27 | -1 | 59 | 48 | 16 | 32 | 12 | Financial assets | F | FAS | |
| 0 | 0 | 0 | 0 | 0 | 0 | 0 | 0 | 0 | 0 | Monetary gold and SDRs | 1 | FAS | |
| 0 | 0 | 0 | 0 | 0 | 4 | 1 | 1 | 0 | 3 | Currency and deposits | 2 | FAS | |
| 0 | 0 | 0 | 0 | 0 | 0 | 0 | 0 | 0 | 0 | Currency | 21 | FAS | |
| 0 | 0 | 0 | 0 | 0 | 7 | 5 | 4 | 0 | 2 | Transferable deposits | 22 | FAS | |
| 0 | 0 | 0 | 0 | 0 | -3 | -3 | -3 | 0 | 1 | Other deposits | 29 | FAS | |
| 4 | 0 | 0 | 0 | 0 | 5 | 0 | 0 | 0 | 5 | Securities other than shares | 3 | FAS | |
| 0 | 0 | 0 | 0 | 0 | 0 | 0 | 0 | 0 | 0 | Short-term | 331 | FAS | |
| 4 | 0 | 0 | 0 | 0 | 6 | 1 | 1 | 0 | 5 | Long-term | 332 | FAS | |
| 0 | 0 | 0 | 0 | 0 | -1 | -1 | -1 | 0 | 0 | Financial derivatives | 34 | FAS | |
| -12 | -2 | 0 | -5 | -1 | -17 | -9 | -7 | -2 | -8 | Loans | 4 | FAS | |
| 0 | 0 | 0 | -11 | 0 | -27 | -15 | -15 | 0 | -12 | Short-term | 41 | FAS | |
| -12 | -2 | 0 | 6 | -1 | 10 | 6 | 8 | -2 | 4 | Long-term | 42 | FAS | |
| 0 | 0 | 0 | 0 | 0 | 65 | 46 | 19 | 26 | 19 | Shares and other equity | 5 | FAS | |
| 0 | 0 | 0 | 0 | 0 | 32 | 12 | 12 | 0 | 20 | Quoted shares | 511 | FAS | |
| 0 | 0 | 0 | 0 | 0 | 0 | 0 | 0 | 0 | 0 | Unquoted shares | 512 | FAS | |
| 0 | 0 | 0 | 0 | 0 | 15 | 23 | -2 | 25 | -8 | Other equity | 513 | FAS | |
| 0 | 0 | 0 | 0 | 0 | 18 | 10 | 9 | 1 | 8 | Mutual funds shares | 52 | FAS | |
| 0 | 0 | 0 | 0 | 0 | 0 | 0 | 0 | 0 | 0 | Insurance technical reserves | 6 | FAS | |
| 0 | 0 | 0 | 0 | 0 | 0 | 0 | 0 | 0 | 0 | Life insurance reserves | 611 | FAS | |
| 0 | 0 | 0 | 0 | 0 | 0 | 0 | 0 | 0 | 0 | Pension fund reserves | 612 | FAS | |
| 0 | 0 | 0 | 0 | 0 | 0 | 0 | 0 | 0 | 0 | Other technical reserves | 62 | FAS | |
| -6 | 0 | 0 | -22 | 0 | 2 | 10 | 2 | 8 | -7 | Other accounts receivable | 7 | FAS | |
| 0 | 0 | 0 | -20 | 0 | 0 | 4 | 0 | 4 | -4 | Trade credits and advances | 71 | FAS | |
| -6 | -1 | 0 | -2 | 0 | 3 | 6 | 2 | 4 | -3 | Other | 79 | FAS | |
| 49 | 0 | 0 | -21 | -1 | -65 | -80 | -83 | 3 | 15 | Liabilities | F | LIA | |
| 0 | 0 | 0 | 0 | 0 | 0 | 0 | 0 | 0 | 0 | Currency and deposits | 2 | LIA | |
| 0 | 0 | 0 | 0 | 0 | 0 | 0 | 0 | 0 | 0 | Currency | 21 | LIA | |
| 0 | 0 | 0 | 0 | 0 | 0 | 0 | 0 | 0 | 0 | Transferable deposits | 22 | LIA | |
| 0 | 0 | 0 | 0 | 0 | 0 | 0 | 0 | 0 | 0 | Other deposits | 29 | LIA | |
| 0 | 0 | 0 | 0 | 0 | -1 | 0 | 0 | 0 | -1 | Securities other than shares | 3 | LIA | |
| 0 | 0 | 0 | 0 | 0 | -1 | 0 | 0 | 0 | -1 | Short-term | 331 | LIA | |
| 0 | 0 | 0 | 0 | 0 | 0 | 0 | 0 | 0 | 0 | Long-term | 332 | LIA | |
| 0 | 0 | 0 | 0 | 0 | 0 | 0 | 0 | 0 | 0 | Financial derivatives | 34 | LIA | |
| 44 | 0 | 0 | -2 | 0 | -147 | -151 | -153 | 2 | 4 | Loans | 4 | LIA | |
| 18 | 0 | 0 | -2 | 0 | -9 | -9 | -11 | 2 | 0 | Short-term | 41 | LIA | |
| 26 | 0 | 0 | 0 | 0 | -138 | -142 | -142 | 0 | 4 | Long-term | 42 | LIA | |
| -6 | 0 | 0 | -16 | -1 | 71 | 63 | 63 | 0 | 8 | Shares and other equity | 5 | LIA | |
| 0 | 0 | 0 | 0 | 0 | 0 | 0 | 0 | 0 | 0 | Quoted shares | 511 | LIA | |
| 0 | 0 | 0 | 0 | 0 | 0 | 0 | 0 | 0 | 0 | Unquoted shares | 512 | LIA | |
| 0 | 0 | 0 | -1 | 0 | 69 | 65 | 64 | 1 | 4 | Other equity | 513 | LIA | |
| -6 | 0 | 0 | -15 | -1 | 2 | -2 | -1 | -1 | 4 | Mutual funds shares | 52 | LIA | |
| 0 | 0 | 0 | 0 | 0 | 0 | 0 | 0 | 0 | 0 | Insurance technical reserves | 6 | LIA | |
| 0 | 0 | 0 | 0 | 0 | 0 | 0 | 0 | 0 | 0 | Life insurance reserves | 611 | LIA | |
| 0 | 0 | 0 | 0 | 0 | 0 | 0 | 0 | 0 | 0 | Pension fund reserves | 612 | LIA | |
| 0 | 0 | 0 | 0 | 0 | 0 | 0 | 0 | 0 | 0 | Other technical reserves | 62 | LIA | |
| 11 | 0 | 0 | -3 | 0 | 13 | 7 | 6 | 1 | 5 | Other accounts payable | 7 | LIA | |
| 6 | 0 | 0 | 1 | 0 | 5 | 3 | 1 | 1 | 3 | Trade credits and advances | 71 | LIA | |
| 5 | -1 | 0 | -4 | 0 | 7 | 5 | 5 | 0 | 3 | Other | 79 | LIA | |
| -63 | -2 | 0 | -6 | 0 | 124 | 128 | 99 | 29 | -4 | Net financial assets | | NETO | |
| Centralna država/ Central government | Lokalna država/ Local government | Skлади socialne varnosti/ Social security funds | Gospodinjstva/ Households | Nepr. instit. ki opravljajo storitve za gospod./ Non-profit institutions serving households | Tujina/ Rest of the world | EU/ European Union | EMU/ Members of the EMU | Ostale članice EU/ European Union, not EMU | Ostali (izven EU)/ Others (not EU) | | | | |
| S1311 | S1313 | S1314 | S14 | S15 | S2 | S21 | S2111 | S2112 | S22 | | | | |

B.1.4.2.

S.123 - drugi finančni posredniki

B.1.4.3. Nekonsolidirani finančni računi - vrednostne spremembe 2013

v mio EUR

| Vrsta post. | Oznaka | Finančni instrumenti | Institucionalni sektorji | | | | | | | | |
|-------------|--------|--|--|---|--|----------------------------------|--|---|--|---|-------------------------------|
| | | | S1 | S11 | S12 | S121 | S122 | S123 | S124 | S125 | S13 |
| FSR | F | Finančna sredstva | -248 | -158 | -118 | 0 | -76 | -28 | -17 | 3 | 10 |
| FSR | 1 | Monetarno zlato in SDR | 0 | 0 | 0 | 0 | 0 | 0 | 0 | 0 | 0 |
| FSR | 2 | Gotovina in vloge | 4 | 0 | 4 | 0 | 4 | 0 | 0 | 0 | 0 |
| FSR | 21 | Gotovina | 0 | 0 | 0 | 0 | 0 | 0 | 0 | 0 | 0 |
| FSR | 22 | Prenosljive vloge | -6 | 0 | -6 | 0 | -6 | 0 | 0 | 0 | 0 |
| FSR | 29 | Druge vloge | 10 | 0 | 10 | 0 | 10 | 0 | 0 | 0 | 0 |
| FSR | 3 | Vrednostni papirji razen delnic | -22 | 0 | -26 | 0 | -25 | 0 | 0 | 0 | 4 |
| FSR | 331 | Kratkoročni | 0 | 0 | 0 | 0 | 0 | 0 | 0 | 0 | 0 |
| FSR | 332 | Dolgoročni | -22 | 0 | -26 | 0 | -25 | 0 | 0 | 0 | 4 |
| FSR | 34 | Izvedeni finančni instrumenti | 0 | 0 | 0 | 0 | 0 | 0 | 0 | 0 | 0 |
| FSR | 4 | Posojila | -32 | -73 | -3 | 0 | 0 | 5 | -8 | 0 | -1 |
| FSR | 41 | Kratkoročna | -50 | -40 | -5 | 0 | 0 | -5 | 0 | 0 | 0 |
| FSR | 42 | Dolgoročna | 18 | -32 | 2 | 0 | 0 | 10 | -8 | 0 | -1 |
| FSR | 5 | Delnice in drug lastniški kapital | -141 | -51 | -91 | 0 | -55 | -30 | -9 | 3 | 0 |
| FSR | 511 | Delnice, ki kotirajo | -1 | 3 | -4 | 0 | -7 | 0 | 0 | 3 | 0 |
| FSR | 512 | Delnice, ki ne kotirajo | -122 | -44 | -77 | 0 | -48 | -29 | 0 | 0 | 0 |
| FSR | 513 | Drug lastniški kapital | -17 | -9 | -8 | 0 | 0 | 1 | -9 | 0 | 0 |
| FSR | 52 | Delnice/enote investicijskih skladov | -2 | 0 | -2 | 0 | 0 | -2 | 0 | 0 | 0 |
| FSR | 6 | Zavarovalno tehnične rezervacije | 0 | 0 | 0 | 0 | 0 | 0 | 0 | 0 | 0 |
| FSR | 611 | Rezervacije iz življenjskih zavarovanj | 0 | 0 | 0 | 0 | 0 | 0 | 0 | 0 | 0 |
| FSR | 612 | Rezervacije iz pokojninskih zavarovanj | 0 | 0 | 0 | 0 | 0 | 0 | 0 | 0 | 0 |
| FSR | 62 | Druge tehnične rezervacije | 0 | 0 | 0 | 0 | 0 | 0 | 0 | 0 | 0 |
| FSR | 7 | Druge terjatve | -57 | -34 | -3 | 0 | 0 | -3 | 0 | 0 | 7 |
| FSR | 71 | Trgovinski krediti in avansi | -47 | -27 | -4 | 0 | 0 | -4 | 0 | 0 | 5 |
| FSR | 79 | Drugo | -10 | -8 | 1 | 0 | 0 | 1 | 0 | 0 | 1 |
| OBV | F | Obveznosti | -338 | -41 | -332 | 0 | -330 | -28 | 1 | 26 | 8 |
| OBV | 2 | Gotovina in vloge | 0 | 0 | 0 | 0 | 0 | 0 | 0 | 0 | 0 |
| OBV | 21 | Gotovina | 0 | 0 | 0 | 0 | 0 | 0 | 0 | 0 | 0 |
| OBV | 22 | Prenosljive vloge | 0 | 0 | 0 | 0 | 0 | 0 | 0 | 0 | 0 |
| OBV | 29 | Druge vloge | 0 | 0 | 0 | 0 | 0 | 0 | 0 | 0 | 0 |
| OBV | 3 | Vrednostni papirji razen delnic | -3 | 0 | -3 | 0 | -3 | 0 | 0 | 0 | 0 |
| OBV | 331 | Kratkoročni | 0 | 0 | 0 | 0 | 0 | 0 | 0 | 0 | 0 |
| OBV | 332 | Dolgoročni | 0 | 0 | 0 | 0 | 0 | 0 | 0 | 0 | 0 |
| OBV | 34 | Izvedeni finančni instrumenti | -3 | 0 | -3 | 0 | -3 | 0 | 0 | 0 | 0 |
| OBV | 4 | Posojila | -168 | -3 | -165 | 0 | -168 | 5 | 0 | -3 | 0 |
| OBV | 41 | Kratkoročna | -84 | 22 | -105 | 0 | -101 | -5 | 0 | 0 | 0 |
| OBV | 42 | Dolgoročna | -85 | -25 | -60 | 0 | -67 | 10 | 0 | -3 | 0 |
| OBV | 5 | Delnice in drug lastniški kapital | -140 | -17 | -161 | 0 | -159 | -30 | 1 | 28 | 3 |
| OBV | 511 | Delnice, ki kotirajo | 1 | -2 | 0 | 0 | 0 | 0 | 0 | 0 | 0 |
| OBV | 512 | Delnice, ki ne kotirajo | -42 | -10 | -30 | 0 | 0 | -29 | 0 | 0 | 0 |
| OBV | 513 | Drug lastniški kapital | -154 | -2 | -153 | 0 | -158 | 1 | 1 | 4 | 0 |
| OBV | 52 | Delnice/enote investicijskih skladov | 54 | -2 | 21 | 0 | -1 | -2 | 0 | 24 | 3 |
| OBV | 6 | Zavarovalno tehnične rezervacije | 0 | 0 | 0 | 0 | 0 | 0 | 0 | 0 | 0 |
| OBV | 611 | Rezervacije iz življenjskih zavarovanj | 0 | 0 | 0 | 0 | 0 | 0 | 0 | 0 | 0 |
| OBV | 612 | Rezervacije iz pokojninskih zavarovanj | 0 | 0 | 0 | 0 | 0 | 0 | 0 | 0 | 0 |
| OBV | 62 | Druge tehnične rezervacije | 0 | 0 | 0 | 0 | 0 | 0 | 0 | 0 | 0 |
| OBV | 7 | Druge obveznosti | -26 | -21 | -3 | 0 | 0 | -3 | 0 | 0 | 5 |
| OBV | 71 | Trgovinski krediti in avansi | -31 | -19 | -4 | 0 | 0 | -4 | 0 | 0 | -2 |
| OBV | 79 | Drugo | 4 | -2 | 1 | 0 | 0 | 1 | 0 | 0 | 7 |
| NETO | | Neto finančna sredstva | 89 | -117 | 214 | 0 | 254 | 0 | -18 | -23 | 1 |
| | | | Gospodarstvo Slovenije/ Total economy | Neto finančne družbe/ Non-financial corporations | Finančne družbe/ Financial corporations | Centralna banka/ Central Bank | Druge denarne finančne institucije/ Other monetary financial institutions | Drugi finančni posredniki / Other financial intermediaries | Izvajalci pomožnih finančnih dejavnosti/ Financial auxiliaries | Zavarovalnice in pokojninski sklad/ Insurance corporations and pension funds | Država/ General government |
| | | | S1 | S11 | S12 | S121 | S122 | S123 | S124 | S125 | S13 |

S.123 - Other financial intermediaries

Non-consolidated financial accounts - revaluation changes 2013 B.1.4.3.

EUR millions

| Institutional sectors | | | | | | | | | | | Financial instruments | Code | Item type | |
|---|-------------------------------------|--|------------------------------|--|------------------------------|-----------------------|----------------------------|---|---------------------------------------|--|------------------------------|------|-----------|--|
| S1311 | S1313 | S1314 | S14 | S15 | S2 | S21 | S2111 | S2112 | S22 | | | | | |
| 10 | -1 | 0 | 18 | 0 | 79 | 85 | 50 | 36 | -7 | | Financial assets | F | FAS | |
| 0 | 0 | 0 | 0 | 0 | 0 | 0 | 0 | 0 | 0 | | Monetary gold and SDRs | 1 | FAS | |
| 0 | 0 | 0 | 0 | 0 | 8 | 7 | 6 | 1 | 1 | | Currency and deposits | 2 | FAS | |
| 0 | 0 | 0 | 0 | 0 | 0 | 0 | 0 | 0 | 0 | | Currency | 21 | FAS | |
| 0 | 0 | 0 | 0 | 0 | 0 | 0 | 0 | 0 | 0 | | Transferable deposits | 22 | FAS | |
| 0 | 0 | 0 | 0 | 0 | 8 | 7 | 6 | 1 | 1 | | Other deposits | 29 | FAS | |
| 4 | 0 | 0 | 0 | 0 | -5 | -3 | -3 | 0 | -2 | | Securities other than shares | 3 | FAS | |
| 0 | 0 | 0 | 0 | 0 | 0 | 0 | 0 | 0 | 0 | | Short-term | 331 | FAS | |
| 4 | 0 | 0 | 0 | 0 | -6 | -3 | -3 | 0 | -2 | | Long-term | 332 | FAS | |
| 0 | 0 | 0 | 0 | 0 | 0 | 0 | 0 | 0 | 0 | | Financial derivatives | 34 | FAS | |
| 0 | -1 | 0 | 45 | 0 | 6 | 31 | 1 | 29 | -24 | | Loans | 4 | FAS | |
| 0 | 0 | 0 | -5 | 0 | -29 | 0 | 0 | 0 | -29 | | Short-term | 41 | FAS | |
| 0 | -1 | 0 | 50 | 0 | 35 | 31 | 1 | 29 | 4 | | Long-term | 42 | FAS | |
| 0 | 0 | 0 | 0 | 0 | 51 | 31 | 28 | 2 | 20 | | Shares and other equity | 5 | FAS | |
| 0 | 0 | 0 | 0 | 0 | 72 | 48 | 26 | 21 | 24 | | Quoted shares | 511 | FAS | |
| 0 | 0 | 0 | 0 | 0 | 1 | 1 | 1 | 0 | 0 | | Unquoted shares | 512 | FAS | |
| 0 | 0 | 0 | 0 | 0 | -25 | -22 | 0 | -22 | -3 | | Other equity | 513 | FAS | |
| 0 | 0 | 0 | 0 | 0 | 3 | 4 | 1 | 3 | -1 | | Mutual funds shares | 52 | FAS | |
| 0 | 0 | 0 | 0 | 0 | 0 | 0 | 0 | 0 | 0 | | Insurance technical reserves | 6 | FAS | |
| 0 | 0 | 0 | 0 | 0 | 0 | 0 | 0 | 0 | 0 | | Life insurance reserves | 611 | FAS | |
| 0 | 0 | 0 | 0 | 0 | 0 | 0 | 0 | 0 | 0 | | Pension fund reserves | 612 | FAS | |
| 0 | 0 | 0 | 0 | 0 | 0 | 0 | 0 | 0 | 0 | | Other technical reserves | 62 | FAS | |
| 6 | 0 | 0 | -27 | 0 | 19 | 21 | 17 | 4 | -1 | | Other accounts receivable | 7 | FAS | |
| 5 | 0 | 0 | -22 | 0 | -1 | -1 | -1 | 0 | 0 | | Trade credits and advances | 71 | FAS | |
| 1 | 0 | 0 | -4 | 0 | 20 | 22 | 18 | 4 | -1 | | Other | 79 | FAS | |
| 8 | 0 | 0 | 26 | 1 | -140 | -110 | -140 | 30 | -29 | | Liabilities | F | LIA | |
| 0 | 0 | 0 | 0 | 0 | 0 | 0 | 0 | 0 | 0 | | Currency and deposits | 2 | LIA | |
| 0 | 0 | 0 | 0 | 0 | 0 | 0 | 0 | 0 | 0 | | Currency | 21 | LIA | |
| 0 | 0 | 0 | 0 | 0 | 0 | 0 | 0 | 0 | 0 | | Transferable deposits | 22 | LIA | |
| 0 | 0 | 0 | 0 | 0 | 0 | 0 | 0 | 0 | 0 | | Other deposits | 29 | LIA | |
| 0 | 0 | 0 | 0 | 0 | 0 | 0 | 0 | 0 | 0 | | Securities other than shares | 3 | LIA | |
| 0 | 0 | 0 | 0 | 0 | 0 | 0 | 0 | 0 | 0 | | Short-term | 331 | LIA | |
| 0 | 0 | 0 | 0 | 0 | 0 | 0 | 0 | 0 | 0 | | Long-term | 332 | LIA | |
| 0 | 0 | 0 | 0 | 0 | 0 | 0 | 0 | 0 | 0 | | Financial derivatives | 34 | LIA | |
| 0 | 0 | 0 | 0 | 0 | 3 | 18 | 1 | 17 | -14 | | Loans | 4 | LIA | |
| 0 | 0 | 0 | 0 | 0 | 2 | 3 | 3 | -1 | -1 | | Short-term | 41 | LIA | |
| 0 | 0 | 0 | 0 | 0 | 1 | 15 | -3 | 18 | -14 | | Long-term | 42 | LIA | |
| 3 | 0 | 0 | 33 | 1 | -128 | -115 | -128 | 13 | -13 | | Shares and other equity | 5 | LIA | |
| 0 | 0 | 0 | 4 | 0 | 1 | 1 | 0 | 1 | 0 | | Quoted shares | 511 | LIA | |
| 0 | 0 | 0 | -3 | 0 | -89 | -89 | -89 | 0 | 0 | | Unquoted shares | 512 | LIA | |
| 0 | 0 | 0 | 1 | 0 | -46 | -33 | -42 | 9 | -13 | | Other equity | 513 | LIA | |
| 3 | 0 | 0 | 31 | 1 | 6 | 6 | 3 | 3 | 0 | | Mutual funds shares | 52 | LIA | |
| 0 | 0 | 0 | 0 | 0 | 0 | 0 | 0 | 0 | 0 | | Insurance technical reserves | 6 | LIA | |
| 0 | 0 | 0 | 0 | 0 | 0 | 0 | 0 | 0 | 0 | | Life insurance reserves | 611 | LIA | |
| 0 | 0 | 0 | 0 | 0 | 0 | 0 | 0 | 0 | 0 | | Pension fund reserves | 612 | LIA | |
| 0 | 0 | 0 | 0 | 0 | 0 | 0 | 0 | 0 | 0 | | Other technical reserves | 62 | LIA | |
| 6 | 0 | 0 | -7 | 0 | -15 | -13 | -13 | 0 | -2 | | Other accounts payable | 7 | LIA | |
| -2 | 0 | 0 | -5 | 0 | -3 | -1 | -1 | 0 | -2 | | Trade credits and advances | 71 | LIA | |
| 8 | 0 | 0 | -2 | 0 | -12 | -12 | -12 | 0 | 0 | | Other | 79 | LIA | |
| 2 | -1 | 0 | -8 | -1 | 218 | 196 | 190 | 6 | 22 | | Net financial assets | | NETO | |
| Centralna država/ Central government | Lokalna država/ Local government | Skлади socialne varnosti/ Social security funds | Gospodinjstva/ Households | Nepr. instit. ki opravljajo storitve za gospod./ Non-profit institutions serving households | Tujina/ Rest of the world | EU/ European Union | EMU/ Members of the EMU | Ostale članice EU/ European Union, not EMU | Ostali (izven EU)/ Others (not EU) | | | | | |
| S1311 | S1313 | S1314 | S14 | S15 | S2 | S21 | S2111 | S2112 | S22 | | | | | |

B.1.4.3.

S.123 - drugi finančni posredniki

B.1.4.4. Nekonsolidirani finančni računi - stanja 2013 (konec leta)

v mio EUR

| Vrsta post. | Oznaka | Finančni instrumenti | Institucionalni sektorji | | | | | | | | |
|-------------|--------|--|--|---|--|----------------------------------|--|---|--|---|-------------------------------|
| | | | S1 | S11 | S12 | S121 | S122 | S123 | S124 | S125 | S13 |
| FSR | F | Finančna sredstva | 4.442 | 2.863 | 351 | 2 | 200 | 123 | 2 | 24 | 148 |
| FSR | 1 | Monetarno zlato in SDR | 0 | 0 | 0 | 0 | 0 | 0 | 0 | 0 | 0 |
| FSR | 2 | Gotovina in vloge | 179 | 0 | 179 | 2 | 177 | 0 | 0 | 0 | 0 |
| FSR | 21 | Gotovina | 2 | 0 | 2 | 2 | 0 | 0 | 0 | 0 | 0 |
| FSR | 22 | Prenosljive vloge | 108 | 0 | 108 | 0 | 108 | 0 | 0 | 0 | 0 |
| FSR | 29 | Druge vloge | 69 | 0 | 69 | 0 | 69 | 0 | 0 | 0 | 0 |
| FSR | 3 | Vrednostni papirji razen delnic | 58 | 22 | 6 | 0 | 5 | 0 | 0 | 0 | 31 |
| FSR | 331 | Kratkoročni | 9 | 7 | 0 | 0 | 0 | 0 | 0 | 0 | 2 |
| FSR | 332 | Dolgoročni | 49 | 15 | 5 | 0 | 5 | 0 | 0 | 0 | 28 |
| FSR | 34 | Izvedeni finančni instrumenti | 0 | 0 | 0 | 0 | 0 | 0 | 0 | 0 | 0 |
| FSR | 4 | Posojila | 3.251 | 2.101 | 18 | 0 | 1 | 17 | 1 | 0 | 85 |
| FSR | 41 | Kratkoročna | 206 | 189 | 7 | 0 | 0 | 7 | 0 | 0 | 0 |
| FSR | 42 | Dolgoročna | 3.046 | 1.912 | 11 | 0 | 1 | 10 | 0 | 0 | 85 |
| FSR | 5 | Delnice in drug lastniški kapital | 703 | 579 | 124 | 0 | 16 | 84 | 1 | 23 | 0 |
| FSR | 511 | Delnice, ki kotirajo | 242 | 215 | 27 | 0 | 0 | 4 | 0 | 23 | 0 |
| FSR | 512 | Delnice, ki ne kotirajo | 332 | 305 | 28 | 0 | 15 | 11 | 1 | 0 | 0 |
| FSR | 513 | Drug lastniški kapital | 77 | 58 | 19 | 0 | 0 | 19 | 0 | 0 | 0 |
| FSR | 52 | Delnice/enote investicijskih skladov | 52 | 0 | 52 | 0 | 1 | 51 | 0 | 0 | 0 |
| FSR | 6 | Zavarovalno tehnične rezervacije | 1 | 0 | 1 | 0 | 0 | 0 | 0 | 1 | 0 |
| FSR | 611 | Rezervacije iz življenjskih zavarovanj | 0 | 0 | 0 | 0 | 0 | 0 | 0 | 0 | 0 |
| FSR | 612 | Rezervacije iz pokojninskih zavarovanj | 0 | 0 | 0 | 0 | 0 | 0 | 0 | 0 | 0 |
| FSR | 62 | Druge tehnične rezervacije | 1 | 0 | 1 | 0 | 0 | 0 | 0 | 1 | 0 |
| FSR | 7 | Druge terjatve | 250 | 160 | 23 | 0 | 1 | 21 | 0 | 1 | 32 |
| FSR | 71 | Trgovinski krediti in avansi | 157 | 101 | 18 | 0 | 1 | 17 | 0 | 0 | 9 |
| FSR | 79 | Drugo | 93 | 59 | 5 | 0 | 0 | 4 | 0 | 0 | 23 |
| OBV | F | Obveznosti | 3.810 | 371 | 2.339 | 0 | 1.485 | 123 | 13 | 719 | 95 |
| OBV | 2 | Gotovina in vloge | 0 | 0 | 0 | 0 | 0 | 0 | 0 | 0 | 0 |
| OBV | 21 | Gotovina | 0 | 0 | 0 | 0 | 0 | 0 | 0 | 0 | 0 |
| OBV | 22 | Prenosljive vloge | 0 | 0 | 0 | 0 | 0 | 0 | 0 | 0 | 0 |
| OBV | 29 | Druge vloge | 0 | 0 | 0 | 0 | 0 | 0 | 0 | 0 | 0 |
| OBV | 3 | Vrednostni papirji razen delnic | 1 | 0 | 1 | 0 | 1 | 0 | 0 | 0 | 0 |
| OBV | 331 | Kratkoročni | 0 | 0 | 0 | 0 | 0 | 0 | 0 | 0 | 0 |
| OBV | 332 | Dolgoročni | 0 | 0 | 0 | 0 | 0 | 0 | 0 | 0 | 0 |
| OBV | 34 | Izvedeni finančni instrumenti | 1 | 0 | 1 | 0 | 1 | 0 | 0 | 0 | 0 |
| OBV | 4 | Posojila | 1.566 | 74 | 1.435 | 0 | 1.416 | 17 | 1 | 1 | 44 |
| OBV | 41 | Kratkoročna | 614 | 61 | 528 | 0 | 520 | 7 | 1 | 0 | 18 |
| OBV | 42 | Dolgoročna | 952 | 13 | 907 | 0 | 896 | 10 | 0 | 1 | 26 |
| OBV | 5 | Delnice in drug lastniški kapital | 2.073 | 196 | 868 | 0 | 60 | 84 | 9 | 715 | 29 |
| OBV | 511 | Delnice, ki kotirajo | 69 | 5 | 56 | 0 | 0 | 4 | 0 | 52 | 0 |
| OBV | 512 | Delnice, ki ne kotirajo | 113 | 93 | 12 | 0 | 0 | 11 | 0 | 1 | 0 |
| OBV | 513 | Drug lastniški kapital | 115 | 10 | 89 | 0 | 48 | 19 | 2 | 21 | 0 |
| OBV | 52 | Delnice/enote investicijskih skladov | 1.775 | 88 | 710 | 0 | 12 | 51 | 7 | 641 | 29 |
| OBV | 6 | Zavarovalno tehnične rezervacije | 0 | 0 | 0 | 0 | 0 | 0 | 0 | 0 | 0 |
| OBV | 611 | Rezervacije iz življenjskih zavarovanj | 0 | 0 | 0 | 0 | 0 | 0 | 0 | 0 | 0 |
| OBV | 612 | Rezervacije iz pokojninskih zavarovanj | 0 | 0 | 0 | 0 | 0 | 0 | 0 | 0 | 0 |
| OBV | 62 | Druge tehnične rezervacije | 0 | 0 | 0 | 0 | 0 | 0 | 0 | 0 | 0 |
| OBV | 7 | Druge obveznosti | 170 | 101 | 35 | 0 | 8 | 21 | 3 | 3 | 23 |
| OBV | 71 | Trgovinski krediti in avansi | 110 | 82 | 19 | 0 | 0 | 17 | 0 | 1 | 5 |
| OBV | 79 | Drugo | 60 | 19 | 17 | 0 | 8 | 4 | 3 | 1 | 18 |
| NETO | | Neto finančna sredstva | 633 | 2.492 | -1.988 | 2 | -1.284 | 0 | -11 | -694 | 53 |
| | | | Gospodarstvo Slovenije/ Total economy | Neto finančne družbe/ Non-financial corporations | Finančne družbe/ Financial corporations | Centralna banka/ Central Bank | Druge denarne finančne institucije/ Other monetary financial institutions | Drugi finančni posredniki / Other financial intermediaries | Izvajalci pomožnih finančnih dejavnosti/ Financial auxiliaries | Zavarovalnice in pokojninski sklad/ Insurance corporations and pension funds | Država/ General government |
| | | | S1 | S11 | S12 | S121 | S122 | S123 | S124 | S125 | S13 |

S.123 - Other financial intermediaries

Non-consolidated financial accounts - outstanding amounts 2013 (end of year) B.1.4.4.

EUR millions

| Institutional sectors | | | | | | | | | | | Financial instruments | Code | Item type |
|---|-------------------------------------|--|------------------------------|--|------------------------------|-----------------------|----------------------------|---|---------------------------------------|------------------------------|-----------------------|------|-----------|
| S1311 | S1313 | S1314 | S14 | S15 | S2 | S21 | S2111 | S2112 | S22 | | | | |
| 106 | 41 | 2 | 1076 | 5 | 1903 | 799 | 602 | 197 | 1104 | Financial assets | F | FAS | |
| 0 | 0 | 0 | 0 | 0 | 0 | 0 | 0 | 0 | 0 | Monetary gold and SDRs | 1 | FAS | |
| 0 | 0 | 0 | 0 | 0 | 144 | 141 | 140 | 1 | 4 | Currency and deposits | 2 | FAS | |
| 0 | 0 | 0 | 0 | 0 | 0 | 0 | 0 | 0 | 0 | Currency | 21 | FAS | |
| 0 | 0 | 0 | 0 | 0 | 9 | 7 | 7 | 0 | 2 | Transferable deposits | 22 | FAS | |
| 0 | 0 | 0 | 0 | 0 | 135 | 133 | 133 | 1 | 2 | Other deposits | 29 | FAS | |
| 31 | 0 | 0 | 0 | 0 | 167 | 136 | 117 | 19 | 31 | Securities other than shares | 3 | FAS | |
| 2 | 0 | 0 | 0 | 0 | 0 | 0 | 0 | 0 | 0 | Short-term | 331 | FAS | |
| 28 | 0 | 0 | 0 | 0 | 161 | 130 | 111 | 19 | 31 | Long-term | 332 | FAS | |
| 0 | 0 | 0 | 0 | 0 | 7 | 6 | 6 | 0 | 0 | Financial derivatives | 34 | FAS | |
| 46 | 37 | 2 | 1042 | 5 | 178 | 88 | 49 | 40 | 90 | Loans | 4 | FAS | |
| 0 | 0 | 0 | 9 | 0 | 72 | 0 | 0 | 0 | 72 | Short-term | 41 | FAS | |
| 46 | 37 | 2 | 1033 | 4 | 106 | 88 | 49 | 40 | 18 | Long-term | 42 | FAS | |
| 0 | 0 | 0 | 0 | 0 | 1350 | 384 | 262 | 122 | 966 | Shares and other equity | 5 | FAS | |
| 0 | 0 | 0 | 0 | 0 | 1157 | 318 | 206 | 111 | 839 | Quoted shares | 511 | FAS | |
| 0 | 0 | 0 | 0 | 0 | 5 | 1 | 1 | 0 | 3 | Unquoted shares | 512 | FAS | |
| 0 | 0 | 0 | 0 | 0 | 26 | 3 | 0 | 3 | 23 | Other equity | 513 | FAS | |
| 0 | 0 | 0 | 0 | 0 | 163 | 62 | 54 | 7 | 101 | Mutual funds shares | 52 | FAS | |
| 0 | 0 | 0 | 0 | 0 | 0 | 0 | 0 | 0 | 0 | Insurance technical reserves | 6 | FAS | |
| 0 | 0 | 0 | 0 | 0 | 0 | 0 | 0 | 0 | 0 | Life insurance reserves | 611 | FAS | |
| 0 | 0 | 0 | 0 | 0 | 0 | 0 | 0 | 0 | 0 | Pension fund reserves | 612 | FAS | |
| 0 | 0 | 0 | 0 | 0 | 0 | 0 | 0 | 0 | 0 | Other technical reserves | 62 | FAS | |
| 29 | 3 | 0 | 34 | 0 | 63 | 50 | 35 | 16 | 13 | Other accounts receivable | 7 | FAS | |
| 8 | 1 | 0 | 28 | 0 | 17 | 12 | 4 | 7 | 5 | Trade credits and advances | 71 | FAS | |
| 21 | 2 | 0 | 6 | 0 | 47 | 39 | 30 | 8 | 8 | Other | 79 | FAS | |
| 94 | 2 | 0 | 1000 | 4 | 3451 | 3330 | 3128 | 202 | 120 | Liabilities | F | LIA | |
| 0 | 0 | 0 | 0 | 0 | 0 | 0 | 0 | 0 | 0 | Currency and deposits | 2 | LIA | |
| 0 | 0 | 0 | 0 | 0 | 0 | 0 | 0 | 0 | 0 | Currency | 21 | LIA | |
| 0 | 0 | 0 | 0 | 0 | 0 | 0 | 0 | 0 | 0 | Transferable deposits | 22 | LIA | |
| 0 | 0 | 0 | 0 | 0 | 0 | 0 | 0 | 0 | 0 | Other deposits | 29 | LIA | |
| 0 | 0 | 0 | 0 | 0 | 0 | 0 | 0 | 0 | 0 | Securities other than shares | 3 | LIA | |
| 0 | 0 | 0 | 0 | 0 | 0 | 0 | 0 | 0 | 0 | Short-term | 331 | LIA | |
| 0 | 0 | 0 | 0 | 0 | 0 | 0 | 0 | 0 | 0 | Long-term | 332 | LIA | |
| 0 | 0 | 0 | 0 | 0 | 0 | 0 | 0 | 0 | 0 | Financial derivatives | 34 | LIA | |
| 44 | 0 | 0 | 13 | 0 | 3186 | 3111 | 2952 | 160 | 75 | Loans | 4 | LIA | |
| 18 | 0 | 0 | 8 | 0 | 211 | 211 | 69 | 142 | 0 | Short-term | 41 | LIA | |
| 26 | 0 | 0 | 6 | 0 | 2975 | 2900 | 2882 | 18 | 75 | Long-term | 42 | LIA | |
| 28 | 1 | 0 | 976 | 4 | 238 | 208 | 167 | 41 | 30 | Shares and other equity | 5 | LIA | |
| 0 | 0 | 0 | 7 | 0 | 1 | 1 | 0 | 1 | 0 | Quoted shares | 511 | LIA | |
| 0 | 0 | 0 | 9 | 0 | 1 | 1 | 1 | 0 | 0 | Unquoted shares | 512 | LIA | |
| 0 | 0 | 0 | 16 | 0 | 207 | 188 | 152 | 36 | 19 | Other equity | 513 | LIA | |
| 28 | 1 | 0 | 944 | 4 | 28 | 17 | 14 | 3 | 11 | Mutual funds shares | 52 | LIA | |
| 0 | 0 | 0 | 0 | 0 | 0 | 0 | 0 | 0 | 0 | Insurance technical reserves | 6 | LIA | |
| 0 | 0 | 0 | 0 | 0 | 0 | 0 | 0 | 0 | 0 | Life insurance reserves | 611 | LIA | |
| 0 | 0 | 0 | 0 | 0 | 0 | 0 | 0 | 0 | 0 | Pension fund reserves | 612 | LIA | |
| 0 | 0 | 0 | 0 | 0 | 0 | 0 | 0 | 0 | 0 | Other technical reserves | 62 | LIA | |
| 22 | 1 | 0 | 11 | 0 | 27 | 11 | 10 | 2 | 15 | Other accounts payable | 7 | LIA | |
| 4 | 0 | 0 | 5 | 0 | 8 | 5 | 3 | 1 | 3 | Trade credits and advances | 71 | LIA | |
| 18 | 0 | 0 | 6 | 0 | 18 | 7 | 6 | 1 | 12 | Other | 79 | LIA | |
| 12 | 39 | 2 | 76 | 1 | -1548 | -2531 | -2526 | -5 | 983 | Net financial assets | | NETO | |
| Centralna država/ Central government | Lokalna država/ Local government | Skлади socialne varnosti/ Social security funds | Gospodinjstva/ Households | Nepr. instit. ki opravljajo storitve za gospod./ Non-profit institutions serving households | Tujina/ Rest of the world | EU/ European Union | EMU/ Members of the EMU | Ostale članice EU/ European Union, not EMU | Ostali (izven EU)/ Others (not EU) | | | | |
| S1311 | S1313 | S1314 | S14 | S15 | S2 | S21 | S2111 | S2112 | S22 | | | | |

B.1.4.4.

S.125 - zavarovalnice in pokojninski skladi

B.1.5.1. Nekonsolidirani finančni računi - stanja 2012 (konec leta)

v mio EUR

| Vrsta post. | Oznaka | Finančni instrumenti | Institucionalni sektorji | | | | | | | | |
|-------------|--------|--|--|---|--|----------------------------------|--|---|--|--|-------------------------------|
| | | | S1 | S11 | S12 | S121 | S122 | S123 | S124 | S125 | S13 |
| FSR | F | Finančna sredstva | 4.763 | 679 | 2.632 | 1 | 1.543 | 680 | 4 | 406 | 1.316 |
| FSR | 1 | Monetarno zlato in SDR | 0 | 0 | 0 | 0 | 0 | 0 | 0 | 0 | 0 |
| FSR | 2 | Gotovina in vloge | 934 | 0 | 934 | 0 | 933 | 0 | 0 | 0 | 0 |
| FSR | 21 | Gotovina | 0 | 0 | 0 | 0 | 0 | 0 | 0 | 0 | 0 |
| FSR | 22 | Prenosljive vloge | 90 | 0 | 90 | 0 | 90 | 0 | 0 | 0 | 0 |
| FSR | 29 | Druge vloge | 844 | 0 | 844 | 0 | 844 | 0 | 0 | 0 | 0 |
| FSR | 3 | Vrednostni papirji razen delnic | 2.011 | 228 | 487 | 0 | 467 | 0 | 0 | 20 | 1.296 |
| FSR | 331 | Kratkoročni | 110 | 32 | 6 | 0 | 6 | 0 | 0 | 0 | 71 |
| FSR | 332 | Dolgoročni | 1.901 | 195 | 481 | 0 | 461 | 0 | 0 | 20 | 1.224 |
| FSR | 34 | Izvedeni finančni instrumenti | 0 | 0 | 0 | 0 | 0 | 0 | 0 | 0 | 0 |
| FSR | 4 | Posojila | 148 | 48 | 86 | 0 | 80 | 4 | 1 | 2 | 0 |
| FSR | 41 | Kratkoročna | 12 | 4 | 0 | 0 | 0 | 0 | 0 | 0 | 0 |
| FSR | 42 | Dolgoročna | 137 | 44 | 86 | 0 | 80 | 4 | 1 | 2 | 0 |
| FSR | 5 | Delnice in drug lastniški kapital | 1.251 | 354 | 898 | 0 | 61 | 675 | 2 | 160 | 0 |
| FSR | 511 | Delnice, ki kotirajo | 234 | 161 | 73 | 0 | 8 | 52 | 0 | 13 | 0 |
| FSR | 512 | Delnice, ki ne kotirajo | 363 | 169 | 194 | 0 | 46 | 1 | 0 | 146 | 0 |
| FSR | 513 | Drug lastniški kapital | 43 | 24 | 20 | 0 | 0 | 17 | 2 | 0 | 0 |
| FSR | 52 | Delnice/enote investicijskih skladov | 612 | 0 | 612 | 0 | 7 | 604 | 0 | 0 | 0 |
| FSR | 6 | Zavarovalno tehnične rezervacije | 183 | 0 | 183 | 0 | 0 | 0 | 0 | 183 | 0 |
| FSR | 611 | Rezervacije iz življenjskih zavarovanj | 0 | 0 | 0 | 0 | 0 | 0 | 0 | 0 | 0 |
| FSR | 612 | Rezervacije iz pokojninskih zavarovanj | 0 | 0 | 0 | 0 | 0 | 0 | 0 | 0 | 0 |
| FSR | 62 | Druge tehnične rezervacije | 183 | 0 | 183 | 0 | 0 | 0 | 0 | 183 | 0 |
| FSR | 7 | Druge terjatve | 236 | 50 | 44 | 0 | 1 | 1 | 1 | 41 | 20 |
| FSR | 71 | Trgovinski krediti in avansi | 200 | 48 | 40 | 0 | 0 | 1 | 0 | 39 | 1 |
| FSR | 79 | Drugo | 36 | 2 | 4 | 0 | 1 | 0 | 0 | 3 | 19 |
| OBV | F | Obveznosti | 7.540 | 608 | 621 | 0 | 188 | 23 | 4 | 406 | 470 |
| OBV | 2 | Gotovina in vloge | 0 | 0 | 0 | 0 | 0 | 0 | 0 | 0 | 0 |
| OBV | 21 | Gotovina | 0 | 0 | 0 | 0 | 0 | 0 | 0 | 0 | 0 |
| OBV | 22 | Prenosljive vloge | 0 | 0 | 0 | 0 | 0 | 0 | 0 | 0 | 0 |
| OBV | 29 | Druge vloge | 0 | 0 | 0 | 0 | 0 | 0 | 0 | 0 | 0 |
| OBV | 3 | Vrednostni papirji razen delnic | 45 | 4 | 29 | 0 | 8 | 1 | 0 | 20 | 8 |
| OBV | 331 | Kratkoročni | 0 | 0 | 0 | 0 | 0 | 0 | 0 | 0 | 0 |
| OBV | 332 | Dolgoročni | 45 | 4 | 29 | 0 | 8 | 1 | 0 | 20 | 8 |
| OBV | 34 | Izvedeni finančni instrumenti | 0 | 0 | 0 | 0 | 0 | 0 | 0 | 0 | 0 |
| OBV | 4 | Posojila | 6 | 0 | 6 | 0 | 4 | 0 | 0 | 2 | 0 |
| OBV | 41 | Kratkoročna | 3 | 0 | 3 | 0 | 3 | 0 | 0 | 0 | 0 |
| OBV | 42 | Dolgoročna | 3 | 0 | 3 | 0 | 1 | 0 | 0 | 2 | 0 |
| OBV | 5 | Delnice in drug lastniški kapital | 2.382 | 169 | 314 | 0 | 133 | 21 | 1 | 160 | 427 |
| OBV | 511 | Delnice, ki kotirajo | 411 | 50 | 61 | 0 | 26 | 20 | 1 | 13 | 252 |
| OBV | 512 | Delnice, ki ne kotirajo | 540 | 119 | 244 | 0 | 98 | 0 | 0 | 146 | 175 |
| OBV | 513 | Drug lastniški kapital | 82 | 0 | 9 | 0 | 9 | 0 | 0 | 0 | 0 |
| OBV | 52 | Delnice/enote investicijskih skladov | 1.350 | 0 | 0 | 0 | 0 | 0 | 0 | 0 | 0 |
| OBV | 6 | Zavarovalno tehnične rezervacije | 4.964 | 416 | 220 | 0 | 37 | 1 | 0 | 183 | 2 |
| OBV | 611 | Rezervacije iz življenjskih zavarovanj | 2.437 | 0 | 0 | 0 | 0 | 0 | 0 | 0 | 0 |
| OBV | 612 | Rezervacije iz pokojninskih zavarovanj | 1.189 | 0 | 0 | 0 | 0 | 0 | 0 | 0 | 0 |
| OBV | 62 | Druge tehnične rezervacije | 1.338 | 416 | 220 | 0 | 37 | 1 | 0 | 183 | 2 |
| OBV | 7 | Druge obveznosti | 143 | 18 | 52 | 0 | 6 | 1 | 3 | 41 | 34 |
| OBV | 71 | Trgovinski krediti in avansi | 76 | 15 | 40 | 0 | 0 | 0 | 1 | 39 | 1 |
| OBV | 79 | Drugo | 67 | 4 | 11 | 0 | 6 | 1 | 2 | 3 | 33 |
| NETO | | Neto finančna sredstva | -2.777 | 71 | 2.012 | 1 | 1.354 | 657 | 0 | 0 | 845 |
| | | | Gospodarstvo Slovenije/ Total economy | Neto finančne družbe/ Non-financial corporations | Finančne družbe/ Financial corporations | Centralna banka/ Central Bank | Druge denarne finančne institucije/ Other monetary financial institutions | Druge finančni posredniki / Other financial intermediaries | Izvajalci pomožnih finančnih dejavnosti/ Financial auxiliaries | Zavarovalnice in pokojninski skladi/ Insurance corporations and pension funds | Država/ General government |
| | | | S1 | S11 | S12 | S121 | S122 | S123 | S124 | S125 | S13 |

S.125 - Insurance corporations and pension funds

Non-consolidated financial accounts - outstanding amounts 2012 (end of year)

B.1.5.1.

EUR millions

| Institutional sectors | | | | | | | | | | | Financial instruments | Code | Item type | |
|---|-------------------------------------|--|------------------------------|--|------------------------------|-----------------------|----------------------------|---|---------------------------------------|--|------------------------------|------|-----------|--|
| S1311 | S1313 | S1314 | S14 | S15 | S2 | S21 | S2111 | S2112 | S22 | | | | | |
| 1307 | 0 | 9 | 136 | 0 | 3512 | 2895 | 2528 | 367 | 617 | | Financial assets | F | FAS | |
| 0 | 0 | 0 | 0 | 0 | 0 | 0 | 0 | 0 | 0 | | Monetary gold and SDRs | 1 | FAS | |
| 0 | 0 | 0 | 0 | 0 | 16 | 11 | 11 | 0 | 5 | | Currency and deposits | 2 | FAS | |
| 0 | 0 | 0 | 0 | 0 | 0 | 0 | 0 | 0 | 0 | | Currency | 21 | FAS | |
| 0 | 0 | 0 | 0 | 0 | 7 | 7 | 7 | 0 | 0 | | Transferable deposits | 22 | FAS | |
| 0 | 0 | 0 | 0 | 0 | 9 | 4 | 4 | 0 | 5 | | Other deposits | 29 | FAS | |
| 1296 | 0 | 0 | 0 | 0 | 2433 | 2089 | 1780 | 309 | 344 | | Securities other than shares | 3 | FAS | |
| 71 | 0 | 0 | 0 | 0 | 41 | 40 | 40 | 0 | 1 | | Short-term | 331 | FAS | |
| 1224 | 0 | 0 | 0 | 0 | 2388 | 2045 | 1736 | 309 | 343 | | Long-term | 332 | FAS | |
| 0 | 0 | 0 | 0 | 0 | 4 | 4 | 4 | 0 | 1 | | Financial derivatives | 34 | FAS | |
| 0 | 0 | 0 | 14 | 0 | 26 | 5 | 5 | 0 | 21 | | Loans | 4 | FAS | |
| 0 | 0 | 0 | 7 | 0 | 7 | 0 | 0 | 0 | 7 | | Short-term | 41 | FAS | |
| 0 | 0 | 0 | 7 | 0 | 19 | 5 | 5 | 0 | 14 | | Long-term | 42 | FAS | |
| 0 | 0 | 0 | 0 | 0 | 902 | 697 | 688 | 8 | 205 | | Shares and other equity | 5 | FAS | |
| 0 | 0 | 0 | 0 | 0 | 93 | 60 | 60 | 0 | 33 | | Quoted shares | 511 | FAS | |
| 0 | 0 | 0 | 0 | 0 | 75 | 1 | 1 | 0 | 73 | | Unquoted shares | 512 | FAS | |
| 0 | 0 | 0 | 0 | 0 | 19 | 3 | 3 | 0 | 16 | | Other equity | 513 | FAS | |
| 0 | 0 | 0 | 0 | 0 | 715 | 632 | 624 | 8 | 83 | | Mutual funds shares | 52 | FAS | |
| 0 | 0 | 0 | 0 | 0 | 42 | 37 | 21 | 15 | 5 | | Insurance technical reserves | 6 | FAS | |
| 0 | 0 | 0 | 0 | 0 | 0 | 0 | 0 | 0 | 0 | | Life insurance reserves | 611 | FAS | |
| 0 | 0 | 0 | 0 | 0 | 0 | 0 | 0 | 0 | 0 | | Pension fund reserves | 612 | FAS | |
| 0 | 0 | 0 | 0 | 0 | 42 | 37 | 21 | 15 | 5 | | Other technical reserves | 62 | FAS | |
| 11 | 0 | 9 | 122 | 0 | 93 | 57 | 22 | 34 | 36 | | Other accounts receivable | 7 | FAS | |
| 1 | 0 | 0 | 111 | 0 | 78 | 42 | 8 | 34 | 36 | | Trade credits and advances | 71 | FAS | |
| 10 | 0 | 8 | 11 | 0 | 15 | 15 | 15 | 0 | 0 | | Other | 79 | FAS | |
| 156 | 1 | 314 | 5841 | 1 | 571 | 466 | 270 | 196 | 104 | | Liabilities | F | LIA | |
| 0 | 0 | 0 | 0 | 0 | 0 | 0 | 0 | 0 | 0 | | Currency and deposits | 2 | LIA | |
| 0 | 0 | 0 | 0 | 0 | 0 | 0 | 0 | 0 | 0 | | Currency | 21 | LIA | |
| 0 | 0 | 0 | 0 | 0 | 0 | 0 | 0 | 0 | 0 | | Transferable deposits | 22 | LIA | |
| 0 | 0 | 0 | 0 | 0 | 0 | 0 | 0 | 0 | 0 | | Other deposits | 29 | LIA | |
| 3 | 0 | 5 | 4 | 0 | 0 | 0 | 0 | 0 | 0 | | Securities other than shares | 3 | LIA | |
| 0 | 0 | 0 | 0 | 0 | 0 | 0 | 0 | 0 | 0 | | Short-term | 331 | LIA | |
| 3 | 0 | 5 | 4 | 0 | 0 | 0 | 0 | 0 | 0 | | Long-term | 332 | LIA | |
| 0 | 0 | 0 | 0 | 0 | 0 | 0 | 0 | 0 | 0 | | Financial derivatives | 34 | LIA | |
| 0 | 0 | 0 | 0 | 0 | 31 | 31 | 31 | 0 | 0 | | Loans | 4 | LIA | |
| 0 | 0 | 0 | 0 | 0 | 0 | 0 | 0 | 0 | 0 | | Short-term | 41 | LIA | |
| 0 | 0 | 0 | 0 | 0 | 31 | 31 | 31 | 0 | 0 | | Long-term | 42 | LIA | |
| 122 | 0 | 304 | 1472 | 1 | 182 | 173 | 163 | 11 | 9 | | Shares and other equity | 5 | LIA | |
| 122 | 0 | 129 | 48 | 1 | 40 | 32 | 25 | 7 | 9 | | Quoted shares | 511 | LIA | |
| 0 | 0 | 175 | 1 | 0 | 141 | 141 | 137 | 4 | 0 | | Unquoted shares | 512 | LIA | |
| 0 | 0 | 0 | 73 | 0 | 1 | 1 | 1 | 0 | 0 | | Other equity | 513 | LIA | |
| 0 | 0 | 0 | 1350 | 0 | 0 | 0 | 0 | 0 | 0 | | Mutual funds shares | 52 | LIA | |
| 1 | 0 | 0 | 4325 | 1 | 239 | 159 | 22 | 137 | 80 | | Insurance technical reserves | 6 | LIA | |
| 0 | 0 | 0 | 2437 | 0 | 1 | 1 | 1 | 0 | 0 | | Life insurance reserves | 611 | LIA | |
| 0 | 0 | 0 | 1189 | 0 | 2 | 0 | 0 | 0 | 2 | | Pension fund reserves | 612 | LIA | |
| 1 | 0 | 0 | 699 | 1 | 236 | 158 | 21 | 137 | 78 | | Other technical reserves | 62 | LIA | |
| 30 | 0 | 3 | 39 | 0 | 119 | 103 | 55 | 48 | 16 | | Other accounts payable | 7 | LIA | |
| 0 | 0 | 0 | 21 | 0 | 114 | 98 | 50 | 48 | 15 | | Trade credits and advances | 71 | LIA | |
| 30 | 0 | 3 | 19 | 0 | 5 | 5 | 5 | 0 | 0 | | Other | 79 | LIA | |
| 1151 | 0 | -305 | -5704 | -1 | 2941 | 2428 | 2257 | 171 | 513 | | Net financial assets | | NETO | |
| Centralna država/ Central government | Lokalna država/ Local government | Skлади socialne varnosti/ Social security funds | Gospodinjstva/ Households | Nepr. instit. ki opravljajo storitve za gospod./ Non-profit institutions serving households | Tujina/ Rest of the world | EU/ European Union | EMU/ Members of the EMU | Ostale članice EU/ European Union, not EMU | Ostali (izven EU)/ Others (not EU) | | | | | |
| S1311 | S1313 | S1314 | S14 | S15 | S2 | S21 | S2111 | S2112 | S22 | | | | | |

B.1.5.1.

S.125 - zavarovalnice in pokojninski skladi

B.1.5.2. Nekonsolidirani finančni računi - transakcije 2013

v mio EUR

| Vrsta post. | Oznaka | Finančni instrumenti | Institucionalni sektorji | | | | | | | | |
|-------------|--------|--|--|---|--|----------------------------------|--|---|--|--|-------------------------------|
| | | | S1 | S11 | S12 | S121 | S122 | S123 | S124 | S125 | S13 |
| FSR | F | Finančna sredstva | -109 | 21 | -251 | 0 | -332 | 14 | 0 | 67 | 140 |
| FSR | 1 | Monetarno zlato in SDR | 0 | 0 | 0 | 0 | 0 | 0 | 0 | 0 | 0 |
| FSR | 2 | Gotovina in vloge | -273 | 0 | -273 | 0 | -273 | 0 | 0 | 0 | 0 |
| FSR | 21 | Gotovina | 0 | 0 | 0 | 0 | 0 | 0 | 0 | 0 | 0 |
| FSR | 22 | Prenosljive vloge | 31 | 0 | 31 | 0 | 31 | 0 | 0 | 0 | 0 |
| FSR | 29 | Druge vloge | -304 | 0 | -304 | 0 | -304 | 0 | 0 | 0 | 0 |
| FSR | 3 | Vrednostni papirji razen delnic | 72 | 8 | -71 | 0 | -72 | 0 | 0 | 1 | 135 |
| FSR | 331 | Kratkoročni | 31 | 9 | 2 | 0 | 2 | 0 | 0 | 0 | 21 |
| FSR | 332 | Dolgoročni | 41 | 0 | -73 | 0 | -74 | 0 | 0 | 1 | 115 |
| FSR | 34 | Izvedeni finančni instrumenti | 0 | 0 | 0 | 0 | 0 | 0 | 0 | 0 | 0 |
| FSR | 4 | Posojila | 3 | -1 | 0 | 0 | 0 | 0 | 0 | 0 | 0 |
| FSR | 41 | Kratkoročna | 14 | 12 | 0 | 0 | 0 | 0 | 0 | 0 | 0 |
| FSR | 42 | Dolgoročna | -12 | -12 | 0 | 0 | 0 | 0 | 0 | 0 | 0 |
| FSR | 5 | Delnice in drug lastniški kapital | 101 | 4 | 97 | 0 | 10 | 12 | 0 | 75 | 0 |
| FSR | 511 | Delnice, ki kotirajo | 13 | 4 | 9 | 0 | 0 | 0 | 0 | 9 | 0 |
| FSR | 512 | Delnice, ki ne kotirajo | 63 | -3 | 66 | 0 | 0 | 0 | 0 | 66 | 0 |
| FSR | 513 | Drug lastniški kapital | 3 | 3 | 0 | 0 | 0 | 0 | 0 | 0 | 0 |
| FSR | 52 | Delnice/enote investicijskih skladov | 22 | 0 | 22 | 0 | 10 | 12 | 0 | 0 | 0 |
| FSR | 6 | Zavarovalno tehnične rezervacije | -11 | 0 | -11 | 0 | 0 | 0 | 0 | -11 | 0 |
| FSR | 611 | Rezervacije iz življenjskih zavarovanj | 0 | 0 | 0 | 0 | 0 | 0 | 0 | 0 | 0 |
| FSR | 612 | Rezervacije iz pokojninskih zavarovanj | 0 | 0 | 0 | 0 | 0 | 0 | 0 | 0 | 0 |
| FSR | 62 | Druge tehnične rezervacije | -11 | 0 | -11 | 0 | 0 | 0 | 0 | -11 | 0 |
| FSR | 7 | Druge terjatve | -1 | 9 | 8 | 0 | 3 | 2 | 0 | 3 | 5 |
| FSR | 71 | Trgovinski krediti in avansi | -19 | -4 | -3 | 0 | 0 | 0 | 0 | -3 | 1 |
| FSR | 79 | Drugo | 19 | 13 | 11 | 0 | 4 | 1 | 0 | 6 | 4 |
| OBV | F | Obveznosti | -24 | -54 | -17 | 0 | -83 | -1 | -1 | 67 | 10 |
| OBV | 2 | Gotovina in vloge | 0 | 0 | 0 | 0 | 0 | 0 | 0 | 0 | 0 |
| OBV | 21 | Gotovina | 0 | 0 | 0 | 0 | 0 | 0 | 0 | 0 | 0 |
| OBV | 22 | Prenosljive vloge | 0 | 0 | 0 | 0 | 0 | 0 | 0 | 0 | 0 |
| OBV | 29 | Druge vloge | 0 | 0 | 0 | 0 | 0 | 0 | 0 | 0 | 0 |
| OBV | 3 | Vrednostni papirji razen delnic | -10 | -3 | 1 | 0 | 0 | 0 | 0 | 1 | -4 |
| OBV | 331 | Kratkoročni | 0 | 0 | 0 | 0 | 0 | 0 | 0 | 0 | 0 |
| OBV | 332 | Dolgoročni | -9 | -3 | 1 | 0 | 0 | 0 | 0 | 1 | -4 |
| OBV | 34 | Izvedeni finančni instrumenti | 0 | 0 | 0 | 0 | 0 | 0 | 0 | 0 | 0 |
| OBV | 4 | Posojila | 2 | 0 | 2 | 0 | 2 | 0 | 0 | 0 | 0 |
| OBV | 41 | Kratkoročna | 2 | 0 | 2 | 0 | 2 | 0 | 0 | 0 | 0 |
| OBV | 42 | Dolgoročna | 0 | 0 | 0 | 0 | 0 | 0 | 0 | 0 | 0 |
| OBV | 5 | Delnice in drug lastniški kapital | 61 | -14 | -4 | 0 | -78 | -1 | 0 | 75 | 14 |
| OBV | 511 | Delnice, ki kotirajo | -2 | -14 | -5 | 0 | -14 | -1 | 0 | 9 | 14 |
| OBV | 512 | Delnice, ki ne kotirajo | 1 | 0 | 1 | 0 | -65 | 0 | 0 | 66 | 0 |
| OBV | 513 | Drug lastniški kapital | 0 | 0 | 0 | 0 | 0 | 0 | 0 | 0 | 0 |
| OBV | 52 | Delnice/enote investicijskih skladov | 63 | 0 | 0 | 0 | 0 | 0 | 0 | 0 | 0 |
| OBV | 6 | Zavarovalno tehnične rezervacije | -75 | -41 | -12 | 0 | -1 | 0 | 0 | -11 | 0 |
| OBV | 611 | Rezervacije iz življenjskih zavarovanj | 49 | 0 | 0 | 0 | 0 | 0 | 0 | 0 | 0 |
| OBV | 612 | Rezervacije iz pokojninskih zavarovanj | -49 | 0 | 0 | 0 | 0 | 0 | 0 | 0 | 0 |
| OBV | 62 | Druge tehnične rezervacije | -76 | -41 | -12 | 0 | -1 | 0 | 0 | -11 | 0 |
| OBV | 7 | Druge obveznosti | -3 | 4 | -4 | 0 | -5 | -1 | -1 | 3 | 1 |
| OBV | 71 | Trgovinski krediti in avansi | -7 | -1 | -4 | 0 | 0 | 0 | 0 | -3 | 0 |
| OBV | 79 | Drugo | 5 | 5 | 0 | 0 | -5 | -1 | 0 | 6 | 0 |
| NETO | | Neto finančna sredstva | -84 | 75 | -233 | 0 | -249 | 15 | 1 | 0 | 130 |
| | | | Gospodarstvo Slovenije/ Total economy | Ne finančne družbe/ Non-financial corporations | Finančne družbe/ Financial corporations | Centralna banka/ Central Bank | Druge denarne finančne institucije/ Other monetary financial institutions | Druge finančni posredniki / Other financial intermediaries | Izvajalci pomožnih finančnih dejavnosti/ Financial auxiliaries | Zavarovalnice in pokojninski skladi/ Insurance corporations and pension funds | Država/ General government |
| | | | S1 | S11 | S12 | S121 | S122 | S123 | S124 | S125 | S13 |

S.125 - Insurance corporations and pension funds
Non-consolidated financial accounts - transactions 2013 **B.1.5.2.**
EUR millions

| Institutional sectors | | | | | | | | | | | Financial instruments | Code | Item type |
|---|-------------------------------------|--|------------------------------|--|------------------------------|-----------------------|----------------------------|---|---------------------------------------|------------------------------|-----------------------|------|-----------|
| S1311 | S1313 | S1314 | S14 | S15 | S2 | S21 | S2111 | S2112 | S22 | | | | |
| 142 | 2 | -3 | -20 | 0 | 353 | 288 | 242 | 45 | 65 | Financial assets | F | FAS | |
| 0 | 0 | 0 | 0 | 0 | 0 | 0 | 0 | 0 | 0 | Monetary gold and SDRs | 1 | FAS | |
| 0 | 0 | 0 | 0 | 0 | 4 | 9 | 10 | 0 | -5 | Currency and deposits | 2 | FAS | |
| 0 | 0 | 0 | 0 | 0 | 0 | 0 | 0 | 0 | 0 | Currency | 21 | FAS | |
| 0 | 0 | 0 | 0 | 0 | 6 | 6 | 6 | 0 | 0 | Transferable deposits | 22 | FAS | |
| 0 | 0 | 0 | 0 | 0 | -1 | 4 | 4 | 0 | -5 | Other deposits | 29 | FAS | |
| 135 | 0 | 0 | 0 | 0 | 253 | 204 | 185 | 19 | 50 | Securities other than shares | 3 | FAS | |
| 21 | 0 | 0 | 0 | 0 | 41 | 40 | 40 | 0 | 1 | Short-term | 331 | FAS | |
| 115 | 0 | 0 | 0 | 0 | 214 | 165 | 146 | 19 | 49 | Long-term | 332 | FAS | |
| 0 | 0 | 0 | 0 | 0 | -2 | -1 | -1 | 0 | 0 | Financial derivatives | 34 | FAS | |
| 0 | 0 | 0 | 3 | 0 | -3 | 1 | 0 | 1 | -4 | Loans | 4 | FAS | |
| 0 | 0 | 0 | 2 | 0 | -6 | 0 | 0 | 0 | -6 | Short-term | 41 | FAS | |
| 0 | 0 | 0 | 0 | 0 | 2 | 1 | 0 | 1 | 2 | Long-term | 42 | FAS | |
| 0 | 0 | 0 | 0 | 0 | 60 | 55 | 56 | -1 | 5 | Shares and other equity | 5 | FAS | |
| 0 | 0 | 0 | 0 | 0 | 7 | 10 | 10 | 0 | -2 | Quoted shares | 511 | FAS | |
| 0 | 0 | 0 | 0 | 0 | 3 | 2 | 2 | 0 | 1 | Unquoted shares | 512 | FAS | |
| 0 | 0 | 0 | 0 | 0 | 0 | 0 | 0 | 0 | 0 | Other equity | 513 | FAS | |
| 0 | 0 | 0 | 0 | 0 | 49 | 43 | 44 | -1 | 6 | Mutual funds shares | 52 | FAS | |
| 0 | 0 | 0 | 0 | 0 | -13 | -14 | -6 | -9 | 1 | Insurance technical reserves | 6 | FAS | |
| 0 | 0 | 0 | 0 | 0 | 0 | 0 | 0 | 0 | 0 | Life insurance reserves | 611 | FAS | |
| 0 | 0 | 0 | 0 | 0 | 0 | 0 | 0 | 0 | 0 | Pension fund reserves | 612 | FAS | |
| 0 | 0 | 0 | 0 | 0 | -13 | -14 | -6 | -9 | 1 | Other technical reserves | 62 | FAS | |
| 7 | 2 | -3 | -23 | 0 | 51 | 33 | -3 | 36 | 18 | Other accounts receivable | 7 | FAS | |
| -1 | 2 | 0 | -13 | 0 | 52 | 34 | -2 | 36 | 18 | Trade credits and advances | 71 | FAS | |
| 7 | 0 | -3 | -10 | 0 | -1 | -1 | -1 | 0 | 0 | Other | 79 | FAS | |
| 15 | 0 | -4 | 36 | 0 | 138 | 113 | 21 | 92 | 25 | Liabilities | F | LIA | |
| 0 | 0 | 0 | 0 | 0 | 0 | 0 | 0 | 0 | 0 | Currency and deposits | 2 | LIA | |
| 0 | 0 | 0 | 0 | 0 | 0 | 0 | 0 | 0 | 0 | Currency | 21 | LIA | |
| 0 | 0 | 0 | 0 | 0 | 0 | 0 | 0 | 0 | 0 | Transferable deposits | 22 | LIA | |
| 0 | 0 | 0 | 0 | 0 | 0 | 0 | 0 | 0 | 0 | Other deposits | 29 | LIA | |
| 0 | 0 | -4 | -3 | 0 | 1 | 1 | 1 | 0 | 0 | Securities other than shares | 3 | LIA | |
| 0 | 0 | 0 | 0 | 0 | 0 | 0 | 0 | 0 | 0 | Short-term | 331 | LIA | |
| 0 | 0 | -4 | -3 | 0 | 1 | 1 | 1 | 0 | 0 | Long-term | 332 | LIA | |
| 0 | 0 | 0 | 0 | 0 | 0 | 0 | 0 | 0 | 0 | Financial derivatives | 34 | LIA | |
| 0 | 0 | 0 | 0 | 0 | -7 | -7 | -7 | 0 | 0 | Loans | 4 | LIA | |
| 0 | 0 | 0 | 0 | 0 | 0 | 0 | 0 | 0 | 0 | Short-term | 41 | LIA | |
| 0 | 0 | 0 | 0 | 0 | -7 | -7 | -7 | 0 | 0 | Long-term | 42 | LIA | |
| 14 | 0 | 0 | 66 | 0 | 57 | 35 | 17 | 18 | 22 | Shares and other equity | 5 | LIA | |
| 14 | 0 | 0 | 3 | 0 | 57 | 35 | 16 | 18 | 22 | Quoted shares | 511 | LIA | |
| 0 | 0 | 0 | 0 | 0 | 0 | 0 | 0 | 0 | 0 | Unquoted shares | 512 | LIA | |
| 0 | 0 | 0 | 0 | 0 | 0 | 0 | 0 | 0 | 0 | Other equity | 513 | LIA | |
| 0 | 0 | 0 | 63 | 0 | 0 | 0 | 0 | 0 | 0 | Mutual funds shares | 52 | LIA | |
| 1 | 0 | 0 | -23 | 0 | 39 | 45 | 8 | 37 | -6 | Insurance technical reserves | 6 | LIA | |
| 0 | 0 | 0 | 49 | 0 | 0 | 0 | 0 | 0 | 0 | Life insurance reserves | 611 | LIA | |
| 0 | 0 | 0 | -49 | 0 | 0 | 1 | 0 | 1 | -1 | Pension fund reserves | 612 | LIA | |
| 1 | 0 | 0 | -23 | 0 | 40 | 44 | 8 | 36 | -4 | Other technical reserves | 62 | LIA | |
| 1 | 0 | 0 | -3 | 0 | 48 | 39 | 3 | 37 | 9 | Other accounts payable | 7 | LIA | |
| 0 | 0 | 0 | -2 | 0 | 48 | 39 | 2 | 37 | 9 | Trade credits and advances | 71 | LIA | |
| 1 | 0 | 0 | -1 | 0 | 1 | 1 | 1 | 0 | 0 | Other | 79 | LIA | |
| 127 | 2 | 1 | -56 | 0 | 215 | 174 | 221 | -47 | 40 | Net financial assets | | NETO | |
| Centralna država/ Central government | Lokalna država/ Local government | Skлади socialne varnosti/ Social security funds | Gospodinjstva/ Households | Nepr. instit. ki opravljajo storitve za gospod./ Non-profit institutions serving households | Tujina/ Rest of the world | EU/ European Union | EMU/ Members of the EMU | Ostale članice EU/ European Union, not EMU | Ostali (izven EU)/ Others (not EU) | | | | |
| S1311 | S1313 | S1314 | S14 | S15 | S2 | S21 | S2111 | S2112 | S22 | | | | |

B.1.5.2.

S.125 - zavarovalnice in pokojninski skladi

B.1.5.3. Nekonsolidirani finančni računi - vrednostne spremembe 2013

v mio EUR

| Vrsta post. | Oznaka | Finančni instrumenti | Institucionalni sektorji | | | | | | | | |
|-------------|--------|--|--|---|--|----------------------------------|--|---|--|--|-------------------------------|
| | | | S1 | S11 | S12 | S121 | S122 | S123 | S124 | S125 | S13 |
| FSR | F | Finančna sredstva | 45 | -18 | -124 | 0 | -138 | 26 | 0 | -11 | 195 |
| FSR | 1 | Monetarno zlato in SDR | 0 | 0 | 0 | 0 | 0 | 0 | 0 | 0 | 0 |
| FSR | 2 | Gotovina in vloge | -4 | 0 | -4 | 0 | -4 | 0 | 0 | 0 | 0 |
| FSR | 21 | Gotovina | 0 | 0 | 0 | 0 | 0 | 0 | 0 | 0 | 0 |
| FSR | 22 | Prenosljive vloge | -65 | 0 | -65 | 0 | -65 | 0 | 0 | 0 | 0 |
| FSR | 29 | Druge vloge | 61 | 0 | 61 | 0 | 61 | 0 | 0 | 0 | 0 |
| FSR | 3 | Vrednostni papirji razen delnic | 101 | -3 | -97 | 0 | -97 | 0 | 0 | 0 | 201 |
| FSR | 331 | Kratkoročni | 12 | 3 | 0 | 0 | 0 | 0 | 0 | 0 | 9 |
| FSR | 332 | Dolgoročni | 89 | -6 | -97 | 0 | -97 | 0 | 0 | 0 | 192 |
| FSR | 34 | Izvedeni finančni instrumenti | 0 | 0 | 0 | 0 | 0 | 0 | 0 | 0 | 0 |
| FSR | 4 | Posojila | -9 | 3 | -3 | 0 | 0 | -3 | 0 | 0 | 0 |
| FSR | 41 | Kratkoročna | -6 | 4 | 0 | 0 | 0 | 0 | 0 | 0 | 0 |
| FSR | 42 | Dolgoročna | -3 | 0 | -3 | 0 | 0 | -3 | 0 | 0 | 0 |
| FSR | 5 | Delnice in drug lastniški kapital | -42 | -22 | -20 | 0 | -37 | 28 | 0 | -11 | 0 |
| FSR | 511 | Delnice, ki kotirajo | -21 | -16 | -5 | 0 | -8 | 0 | 0 | 3 | 0 |
| FSR | 512 | Delnice, ki ne kotirajo | -45 | -2 | -44 | 0 | -30 | 0 | 0 | -14 | 0 |
| FSR | 513 | Drug lastniški kapital | 0 | -4 | 4 | 0 | 0 | 4 | 0 | 0 | 0 |
| FSR | 52 | Delnice/enote investicijskih skladov | 24 | 0 | 24 | 0 | 0 | 24 | 0 | 0 | 0 |
| FSR | 6 | Zavarovalno tehnične rezervacije | 0 | 0 | 0 | 0 | 0 | 0 | 0 | 0 | 0 |
| FSR | 611 | Rezervacije iz življenjskih zavarovanj | 0 | 0 | 0 | 0 | 0 | 0 | 0 | 0 | 0 |
| FSR | 612 | Rezervacije iz pokojninskih zavarovanj | 0 | 0 | 0 | 0 | 0 | 0 | 0 | 0 | 0 |
| FSR | 62 | Druge tehnične rezervacije | 0 | 0 | 0 | 0 | 0 | 0 | 0 | 0 | 0 |
| FSR | 7 | Druge terjatve | -1 | 4 | 1 | 0 | 0 | 0 | 0 | 0 | -7 |
| FSR | 71 | Trgovinski krediti in avansi | 4 | 4 | 0 | 0 | 0 | 0 | 0 | 0 | -1 |
| FSR | 79 | Drugo | -5 | 0 | 0 | 0 | 0 | 0 | 0 | 0 | -6 |
| OBV | F | Obveznosti | 170 | 4 | 13 | 0 | 21 | 3 | 0 | -11 | 45 |
| OBV | 2 | Gotovina in vloge | 0 | 0 | 0 | 0 | 0 | 0 | 0 | 0 | 0 |
| OBV | 21 | Gotovina | 0 | 0 | 0 | 0 | 0 | 0 | 0 | 0 | 0 |
| OBV | 22 | Prenosljive vloge | 0 | 0 | 0 | 0 | 0 | 0 | 0 | 0 | 0 |
| OBV | 29 | Druge vloge | 0 | 0 | 0 | 0 | 0 | 0 | 0 | 0 | 0 |
| OBV | 3 | Vrednostni papirji razen delnic | 0 | 0 | 0 | 0 | 0 | 0 | 0 | 0 | 0 |
| OBV | 331 | Kratkoročni | 0 | 0 | 0 | 0 | 0 | 0 | 0 | 0 | 0 |
| OBV | 332 | Dolgoročni | 0 | 0 | 0 | 0 | 0 | 0 | 0 | 0 | 0 |
| OBV | 34 | Izvedeni finančni instrumenti | 0 | 0 | 0 | 0 | 0 | 0 | 0 | 0 | 0 |
| OBV | 4 | Posojila | 0 | 0 | 0 | 0 | 0 | 0 | 0 | 0 | 0 |
| OBV | 41 | Kratkoročna | 0 | 0 | 0 | 0 | 0 | 0 | 0 | 0 | 0 |
| OBV | 42 | Dolgoročna | 0 | 0 | 0 | 0 | 0 | 0 | 0 | 0 | 0 |
| OBV | 5 | Delnice in drug lastniški kapital | 97 | -8 | 13 | 0 | 21 | 3 | 0 | -11 | 46 |
| OBV | 511 | Delnice, ki kotirajo | 61 | 6 | 7 | 0 | 2 | 3 | 0 | 3 | 40 |
| OBV | 512 | Delnice, ki ne kotirajo | -3 | -14 | 5 | 0 | 19 | 0 | 0 | -14 | 6 |
| OBV | 513 | Drug lastniški kapital | 7 | 0 | 0 | 0 | 0 | 0 | 0 | 0 | 0 |
| OBV | 52 | Delnice/enote investicijskih skladov | 33 | 0 | 0 | 0 | 0 | 0 | 0 | 0 | 0 |
| OBV | 6 | Zavarovalno tehnične rezervacije | 76 | 12 | 0 | 0 | 0 | 0 | 0 | 0 | 0 |
| OBV | 611 | Rezervacije iz življenjskih zavarovanj | 44 | 0 | 0 | 0 | 0 | 0 | 0 | 0 | 0 |
| OBV | 612 | Rezervacije iz pokojninskih zavarovanj | 1 | 0 | 0 | 0 | 0 | 0 | 0 | 0 | 0 |
| OBV | 62 | Druge tehnične rezervacije | 30 | 12 | 0 | 0 | 0 | 0 | 0 | 0 | 0 |
| OBV | 7 | Druge obveznosti | -3 | 0 | 1 | 0 | 0 | 0 | 0 | 0 | -1 |
| OBV | 71 | Trgovinski krediti in avansi | 0 | 0 | 0 | 0 | 0 | 0 | 0 | 0 | 0 |
| OBV | 79 | Drugo | -4 | 0 | 0 | 0 | 0 | 0 | 0 | 0 | -1 |
| NETO | | Neto finančna sredstva | -125 | -22 | -136 | 0 | -159 | 23 | 0 | 0 | 149 |
| | | | Gospodarstvo Slovenije/ Total economy | Ne finančne družbe/ Non-financial corporations | Finančne družbe/ Financial corporations | Centralna banka/ Central Bank | Druge denarne finančne institucije/ Other monetary financial institutions | Drugi finančni posredniki / Other financial intermediaries | Izvajalci pomožnih finančnih dejavnosti/ Financial auxiliaries | Zavarovalnice in pokojninski skladi/ Insurance corporations and pension funds | Država/ General government |
| | | | S1 | S11 | S12 | S121 | S122 | S123 | S124 | S125 | S13 |

S.125 - Insurance corporations and pension funds
Non-consolidated financial accounts - revaluation changes 2013 **B.1.5.3.**

EUR millions

| Institutional sectors | | | | | | | | | | | Financial instruments | Code | Item type |
|---|-------------------------------------|--|------------------------------|--|------------------------------|-----------------------|----------------------------|---|---------------------------------------|------------------------------|-----------------------|------|-----------|
| S1311 | S1313 | S1314 | S14 | S15 | S2 | S21 | S2111 | S2112 | S22 | | | | |
| 196 | -2 | 0 | -8 | 0 | 54 | 44 | 23 | 20 | 10 | Financial assets | F | FAS | |
| 0 | 0 | 0 | 0 | 0 | 0 | 0 | 0 | 0 | 0 | Monetary gold and SDRs | 1 | FAS | |
| 0 | 0 | 0 | 0 | 0 | 10 | 4 | 4 | 0 | 6 | Currency and deposits | 2 | FAS | |
| 0 | 0 | 0 | 0 | 0 | 0 | 0 | 0 | 0 | 0 | Currency | 21 | FAS | |
| 0 | 0 | 0 | 0 | 0 | 0 | 0 | 0 | 0 | 0 | Transferable deposits | 22 | FAS | |
| 0 | 0 | 0 | 0 | 0 | 10 | 4 | 4 | 0 | 6 | Other deposits | 29 | FAS | |
| 201 | 0 | 0 | 0 | 0 | 13 | 8 | -12 | 20 | 5 | Securities other than shares | 3 | FAS | |
| 9 | 0 | 0 | 0 | 0 | -1 | 0 | 0 | 0 | -1 | Short-term | 331 | FAS | |
| 192 | 0 | 0 | 0 | 0 | 14 | 9 | -11 | 20 | 5 | Long-term | 332 | FAS | |
| 0 | 0 | 0 | 0 | 0 | 0 | -1 | -1 | 0 | 1 | Financial derivatives | 34 | FAS | |
| 0 | 0 | 0 | -10 | 0 | 1 | 0 | 0 | 0 | 1 | Loans | 4 | FAS | |
| 0 | 0 | 0 | -9 | 0 | 0 | 0 | 0 | 0 | 0 | Short-term | 41 | FAS | |
| 0 | 0 | 0 | 0 | 0 | 1 | 0 | 0 | 0 | 2 | Long-term | 42 | FAS | |
| 0 | 0 | 0 | 0 | 0 | 38 | 35 | 31 | 4 | 3 | Shares and other equity | 5 | FAS | |
| 0 | 0 | 0 | 0 | 0 | 16 | 13 | 13 | 0 | 3 | Quoted shares | 511 | FAS | |
| 0 | 0 | 0 | 0 | 0 | -4 | -2 | -3 | 1 | -2 | Unquoted shares | 512 | FAS | |
| 0 | 0 | 0 | 0 | 0 | 0 | 0 | 0 | 0 | 0 | Other equity | 513 | FAS | |
| 0 | 0 | 0 | 0 | 0 | 27 | 24 | 21 | 3 | 3 | Mutual funds shares | 52 | FAS | |
| 0 | 0 | 0 | 0 | 0 | 0 | 0 | 0 | 0 | 0 | Insurance technical reserves | 6 | FAS | |
| 0 | 0 | 0 | 0 | 0 | 0 | 0 | 0 | 0 | 0 | Life insurance reserves | 611 | FAS | |
| 0 | 0 | 0 | 0 | 0 | 0 | 0 | 0 | 0 | 0 | Pension fund reserves | 612 | FAS | |
| 0 | 0 | 0 | 0 | 0 | 0 | 0 | 0 | 0 | 0 | Other technical reserves | 62 | FAS | |
| -5 | -2 | 0 | 1 | 0 | -9 | -4 | 0 | -4 | -5 | Other accounts receivable | 7 | FAS | |
| 1 | -2 | 0 | 1 | 0 | -9 | -4 | 0 | -4 | -5 | Trade credits and advances | 71 | FAS | |
| -6 | 0 | 0 | 0 | 0 | 0 | 0 | 0 | 0 | 0 | Other | 79 | FAS | |
| 20 | 0 | 25 | 108 | -1 | 6 | 33 | -5 | 38 | -26 | Liabilities | F | LIA | |
| 0 | 0 | 0 | 0 | 0 | 0 | 0 | 0 | 0 | 0 | Currency and deposits | 2 | LIA | |
| 0 | 0 | 0 | 0 | 0 | 0 | 0 | 0 | 0 | 0 | Currency | 21 | LIA | |
| 0 | 0 | 0 | 0 | 0 | 0 | 0 | 0 | 0 | 0 | Transferable deposits | 22 | LIA | |
| 0 | 0 | 0 | 0 | 0 | 0 | 0 | 0 | 0 | 0 | Other deposits | 29 | LIA | |
| 0 | 0 | 0 | 0 | 0 | 0 | 0 | 0 | 0 | 0 | Securities other than shares | 3 | LIA | |
| 0 | 0 | 0 | 0 | 0 | 0 | 0 | 0 | 0 | 0 | Short-term | 331 | LIA | |
| 0 | 0 | 0 | 0 | 0 | 0 | 0 | 0 | 0 | 0 | Long-term | 332 | LIA | |
| 0 | 0 | 0 | 0 | 0 | 0 | 0 | 0 | 0 | 0 | Financial derivatives | 34 | LIA | |
| 0 | 0 | 0 | 0 | 0 | 0 | 0 | 0 | 0 | 0 | Loans | 4 | LIA | |
| 0 | 0 | 0 | 0 | 0 | 0 | 0 | 0 | 0 | 0 | Short-term | 41 | LIA | |
| 0 | 0 | 0 | 0 | 0 | 0 | 0 | 0 | 0 | 0 | Long-term | 42 | LIA | |
| 21 | 0 | 26 | 47 | -1 | 13 | 34 | 1 | 33 | -22 | Shares and other equity | 5 | LIA | |
| 21 | 0 | 20 | 7 | -1 | 14 | 35 | 5 | 30 | -22 | Quoted shares | 511 | LIA | |
| 0 | 0 | 6 | 0 | 0 | -7 | -7 | -6 | 0 | 0 | Unquoted shares | 512 | LIA | |
| 0 | 0 | 0 | 7 | 0 | 6 | 6 | 3 | 3 | 0 | Other equity | 513 | LIA | |
| 0 | 0 | 0 | 33 | 0 | 0 | 0 | 0 | 0 | 0 | Mutual funds shares | 52 | LIA | |
| 0 | 0 | 0 | 64 | 0 | -4 | 1 | -4 | 5 | -5 | Insurance technical reserves | 6 | LIA | |
| 0 | 0 | 0 | 44 | 0 | -1 | -1 | -1 | 0 | 0 | Life insurance reserves | 611 | LIA | |
| 0 | 0 | 0 | 1 | 0 | 0 | 0 | 0 | 0 | 0 | Pension fund reserves | 612 | LIA | |
| 0 | 0 | 0 | 18 | 0 | -3 | 2 | -3 | 5 | -5 | Other technical reserves | 62 | LIA | |
| -1 | 0 | 0 | -3 | 0 | -2 | -2 | -3 | 0 | 0 | Other accounts payable | 7 | LIA | |
| 0 | 0 | 0 | 0 | 0 | 1 | 1 | 1 | 0 | 0 | Trade credits and advances | 71 | LIA | |
| -1 | 0 | 0 | -3 | 0 | -3 | -3 | -3 | 0 | 0 | Other | 79 | LIA | |
| 176 | -2 | -25 | -116 | 1 | 47 | 11 | 29 | -18 | 36 | Net financial assets | | NETO | |
| Centralna država/ Central government | Lokalna država/ Local government | Skлади socialne varnosti/ Social security funds | Gospodinjstva/ Households | Nepr. instit. ki opravljajo storitve za gospod./ Non-profit institutions serving households | Tujina/ Rest of the world | EU/ European Union | EMU/ Members of the EMU | Ostale članice EU/ European Union, not EMU | Ostali (izven EU)/ Others (not EU) | | | | |
| S1311 | S1313 | S1314 | S14 | S15 | S2 | S21 | S2111 | S2112 | S22 | | | | |

B.1.5.3.

S.125 - zavarovalnice in pokojninski skladi

B.1.5.4. Nekonsolidirani finančni računi - stanja 2013 (konec leta)

v mio EUR

| Vrsta post. | Oznaka | Finančni instrumenti | Institucionalni sektorji | | | | | | | | |
|-------------|--------|--|--|---|--|----------------------------------|--|---|--|--|-------------------------------|
| | | | S1 | S11 | S12 | S121 | S122 | S123 | S124 | S125 | S13 |
| FSR | F | Finančna sredstva | 4.700 | 682 | 2.258 | 0 | 1.073 | 719 | 5 | 462 | 1.651 |
| FSR | 1 | Monetarno zlato in SDR | 0 | 0 | 0 | 0 | 0 | 0 | 0 | 0 | 0 |
| FSR | 2 | Gotovina in vloge | 656 | 0 | 656 | 0 | 656 | 0 | 0 | 0 | 0 |
| FSR | 21 | Gotovina | 0 | 0 | 0 | 0 | 0 | 0 | 0 | 0 | 0 |
| FSR | 22 | Prenosljive vloge | 55 | 0 | 55 | 0 | 55 | 0 | 0 | 0 | 0 |
| FSR | 29 | Druge vloge | 601 | 0 | 601 | 0 | 601 | 0 | 0 | 0 | 0 |
| FSR | 3 | Vrednostni papirji razen delnic | 2.184 | 233 | 319 | 0 | 298 | 0 | 0 | 21 | 1.632 |
| FSR | 331 | Kratkoročni | 153 | 44 | 8 | 0 | 8 | 0 | 0 | 0 | 101 |
| FSR | 332 | Dolgoročni | 2.031 | 189 | 311 | 0 | 290 | 0 | 0 | 21 | 1.531 |
| FSR | 34 | Izvedeni finančni instrumenti | 0 | 0 | 0 | 0 | 0 | 0 | 0 | 0 | 0 |
| FSR | 4 | Posojila | 142 | 50 | 84 | 0 | 80 | 1 | 1 | 2 | 0 |
| FSR | 41 | Kratkoročna | 20 | 20 | 0 | 0 | 0 | 0 | 0 | 0 | 0 |
| FSR | 42 | Dolgoročna | 122 | 31 | 84 | 0 | 80 | 1 | 1 | 2 | 0 |
| FSR | 5 | Delnice in drug lastniški kapital | 1.311 | 336 | 975 | 0 | 34 | 715 | 3 | 223 | 0 |
| FSR | 511 | Delnice, ki kotirajo | 226 | 149 | 77 | 0 | 0 | 52 | 0 | 25 | 0 |
| FSR | 512 | Delnice, ki ne kotirajo | 380 | 165 | 215 | 0 | 17 | 1 | 0 | 198 | 0 |
| FSR | 513 | Drug lastniški kapital | 47 | 23 | 24 | 0 | 0 | 21 | 3 | 0 | 0 |
| FSR | 52 | Delnice/enote investicijskih skladov | 658 | 0 | 658 | 0 | 17 | 641 | 0 | 0 | 0 |
| FSR | 6 | Zavarovalno tehnične rezervacije | 172 | 0 | 172 | 0 | 0 | 0 | 0 | 172 | 0 |
| FSR | 611 | Rezervacije iz življenjskih zavarovanj | 0 | 0 | 0 | 0 | 0 | 0 | 0 | 0 | 0 |
| FSR | 612 | Rezervacije iz pokojninskih zavarovanj | 0 | 0 | 0 | 0 | 0 | 0 | 0 | 0 | 0 |
| FSR | 62 | Druge tehnične rezervacije | 172 | 0 | 172 | 0 | 0 | 0 | 0 | 172 | 0 |
| FSR | 7 | Druge terjatve | 235 | 63 | 53 | 0 | 5 | 3 | 1 | 44 | 18 |
| FSR | 71 | Trgovinski krediti in avansi | 185 | 47 | 37 | 0 | 0 | 1 | 0 | 36 | 1 |
| FSR | 79 | Drugo | 50 | 15 | 15 | 0 | 4 | 1 | 1 | 9 | 17 |
| OBV | F | Obveznosti | 7.686 | 558 | 616 | 0 | 126 | 24 | 4 | 462 | 526 |
| OBV | 2 | Gotovina in vloge | 0 | 0 | 0 | 0 | 0 | 0 | 0 | 0 | 0 |
| OBV | 21 | Gotovina | 0 | 0 | 0 | 0 | 0 | 0 | 0 | 0 | 0 |
| OBV | 22 | Prenosljive vloge | 0 | 0 | 0 | 0 | 0 | 0 | 0 | 0 | 0 |
| OBV | 29 | Druge vloge | 0 | 0 | 0 | 0 | 0 | 0 | 0 | 0 | 0 |
| OBV | 3 | Vrednostni papirji razen delnic | 36 | 1 | 30 | 0 | 8 | 0 | 0 | 21 | 4 |
| OBV | 331 | Kratkoročni | 0 | 0 | 0 | 0 | 0 | 0 | 0 | 0 | 0 |
| OBV | 332 | Dolgoročni | 36 | 1 | 30 | 0 | 8 | 0 | 0 | 21 | 4 |
| OBV | 34 | Izvedeni finančni instrumenti | 0 | 0 | 0 | 0 | 0 | 0 | 0 | 0 | 0 |
| OBV | 4 | Posojila | 8 | 0 | 8 | 0 | 6 | 0 | 0 | 2 | 0 |
| OBV | 41 | Kratkoročna | 5 | 0 | 5 | 0 | 5 | 0 | 0 | 0 | 0 |
| OBV | 42 | Dolgoročna | 3 | 0 | 3 | 0 | 1 | 0 | 0 | 2 | 0 |
| OBV | 5 | Delnice in drug lastniški kapital | 2.541 | 147 | 323 | 0 | 76 | 23 | 1 | 223 | 487 |
| OBV | 511 | Delnice, ki kotirajo | 469 | 42 | 63 | 0 | 14 | 23 | 1 | 25 | 306 |
| OBV | 512 | Delnice, ki ne kotirajo | 538 | 105 | 250 | 0 | 52 | 0 | 0 | 198 | 181 |
| OBV | 513 | Drug lastniški kapital | 89 | 0 | 9 | 0 | 9 | 0 | 0 | 0 | 0 |
| OBV | 52 | Delnice/enote investicijskih skladov | 1.445 | 0 | 0 | 0 | 0 | 0 | 0 | 0 | 0 |
| OBV | 6 | Zavarovalno tehnične rezervacije | 4.964 | 387 | 208 | 0 | 35 | 1 | 0 | 172 | 2 |
| OBV | 611 | Rezervacije iz življenjskih zavarovanj | 2.531 | 0 | 0 | 0 | 0 | 0 | 0 | 0 | 0 |
| OBV | 612 | Rezervacije iz pokojninskih zavarovanj | 1.142 | 0 | 0 | 0 | 0 | 0 | 0 | 0 | 0 |
| OBV | 62 | Druge tehnične rezervacije | 1.292 | 387 | 208 | 0 | 35 | 1 | 0 | 172 | 2 |
| OBV | 7 | Druge obveznosti | 137 | 23 | 48 | 0 | 1 | 1 | 2 | 44 | 33 |
| OBV | 71 | Trgovinski krediti in avansi | 69 | 13 | 37 | 0 | 0 | 0 | 1 | 36 | 1 |
| OBV | 79 | Drugo | 68 | 9 | 12 | 0 | 1 | 0 | 2 | 9 | 33 |
| NETO | | Neto finančna sredstva | -2.986 | 124 | 1.642 | 0 | 946 | 694 | 1 | 0 | 1.125 |
| | | | Gospodarstvo Slovenije/ Total economy | Ne finančne družbe/ Non-financial corporations | Finančne družbe/ Financial corporations | Centralna banka/ Central Bank | Druge denarne finančne institucije/ Other monetary financial institutions | Drugi finančni posredniki / Other financial intermediaries | Izvajalci pomožnih finančnih dejavnosti/ Financial auxiliaries | Zavarovalnice in pokojninski skladi/ Insurance corporations and pension funds | Država/ General government |
| | | | S1 | S11 | S12 | S121 | S122 | S123 | S124 | S125 | S13 |

S.125 - Insurance corporations and pension funds

Non-consolidated financial accounts - outstanding amounts 2013 (end of year)

B.1.5.4.

EUR millions

| Institutional sectors | | | | | | | | | | | Financial instruments | Code | Item type | |
|---|-------------------------------------|--|------------------------------|--|------------------------------|-----------------------|----------------------------|---|---------------------------------------|--|------------------------------|------|-----------|--|
| S1311 | S1313 | S1314 | S14 | S15 | S2 | S21 | S2111 | S2112 | S22 | | | | | |
| 1645 | 1 | 5 | 108 | 0 | 3918 | 3226 | 2793 | 433 | 692 | | Financial assets | F | FAS | |
| 0 | 0 | 0 | 0 | 0 | 0 | 0 | 0 | 0 | 0 | | Monetary gold and SDRs | 1 | FAS | |
| 0 | 0 | 0 | 0 | 0 | 30 | 25 | 24 | 0 | 5 | | Currency and deposits | 2 | FAS | |
| 0 | 0 | 0 | 0 | 0 | 0 | 0 | 0 | 0 | 0 | | Currency | 21 | FAS | |
| 0 | 0 | 0 | 0 | 0 | 13 | 13 | 13 | 0 | 0 | | Transferable deposits | 22 | FAS | |
| 0 | 0 | 0 | 0 | 0 | 17 | 12 | 12 | 0 | 5 | | Other deposits | 29 | FAS | |
| 1632 | 0 | 0 | 0 | 0 | 2700 | 2301 | 1953 | 348 | 399 | | Securities other than shares | 3 | FAS | |
| 101 | 0 | 0 | 0 | 0 | 81 | 80 | 80 | 0 | 1 | | Short-term | 331 | FAS | |
| 1531 | 0 | 0 | 0 | 0 | 2616 | 2219 | 1871 | 348 | 397 | | Long-term | 332 | FAS | |
| 0 | 0 | 0 | 0 | 0 | 2 | 1 | 1 | 0 | 1 | | Financial derivatives | 34 | FAS | |
| 0 | 0 | 0 | 8 | 0 | 24 | 5 | 5 | 1 | 19 | | Loans | 4 | FAS | |
| 0 | 0 | 0 | 0 | 0 | 1 | 0 | 0 | 0 | 1 | | Short-term | 41 | FAS | |
| 0 | 0 | 0 | 8 | 0 | 23 | 5 | 5 | 1 | 17 | | Long-term | 42 | FAS | |
| 0 | 0 | 0 | 0 | 0 | 1000 | 787 | 776 | 12 | 213 | | Shares and other equity | 5 | FAS | |
| 0 | 0 | 0 | 0 | 0 | 116 | 83 | 83 | 0 | 33 | | Quoted shares | 511 | FAS | |
| 0 | 0 | 0 | 0 | 0 | 73 | 2 | 1 | 1 | 72 | | Unquoted shares | 512 | FAS | |
| 0 | 0 | 0 | 0 | 0 | 19 | 3 | 3 | 0 | 16 | | Other equity | 513 | FAS | |
| 0 | 0 | 0 | 0 | 0 | 791 | 699 | 689 | 10 | 92 | | Mutual funds shares | 52 | FAS | |
| 0 | 0 | 0 | 0 | 0 | 29 | 22 | 16 | 6 | 7 | | Insurance technical reserves | 6 | FAS | |
| 0 | 0 | 0 | 0 | 0 | 0 | 0 | 0 | 0 | 0 | | Life insurance reserves | 611 | FAS | |
| 0 | 0 | 0 | 0 | 0 | 0 | 0 | 0 | 0 | 0 | | Pension fund reserves | 612 | FAS | |
| 0 | 0 | 0 | 0 | 0 | 29 | 22 | 16 | 6 | 7 | | Other technical reserves | 62 | FAS | |
| 13 | 0 | 5 | 100 | 0 | 135 | 86 | 20 | 66 | 49 | | Other accounts receivable | 7 | FAS | |
| 1 | 0 | 0 | 99 | 0 | 121 | 72 | 6 | 66 | 49 | | Trade credits and advances | 71 | FAS | |
| 12 | 0 | 5 | 2 | 0 | 14 | 14 | 14 | 0 | 0 | | Other | 79 | FAS | |
| 191 | 1 | 335 | 5985 | 1 | 715 | 612 | 286 | 326 | 103 | | Liabilities | F | LIA | |
| 0 | 0 | 0 | 0 | 0 | 0 | 0 | 0 | 0 | 0 | | Currency and deposits | 2 | LIA | |
| 0 | 0 | 0 | 0 | 0 | 0 | 0 | 0 | 0 | 0 | | Currency | 21 | LIA | |
| 0 | 0 | 0 | 0 | 0 | 0 | 0 | 0 | 0 | 0 | | Transferable deposits | 22 | LIA | |
| 0 | 0 | 0 | 0 | 0 | 0 | 0 | 0 | 0 | 0 | | Other deposits | 29 | LIA | |
| 3 | 0 | 1 | 1 | 0 | 1 | 1 | 1 | 0 | 0 | | Securities other than shares | 3 | LIA | |
| 0 | 0 | 0 | 0 | 0 | 0 | 0 | 0 | 0 | 0 | | Short-term | 331 | LIA | |
| 3 | 0 | 1 | 1 | 0 | 1 | 1 | 1 | 0 | 0 | | Long-term | 332 | LIA | |
| 0 | 0 | 0 | 0 | 0 | 0 | 0 | 0 | 0 | 0 | | Financial derivatives | 34 | LIA | |
| 0 | 0 | 0 | 0 | 0 | 23 | 23 | 23 | 0 | 0 | | Loans | 4 | LIA | |
| 0 | 0 | 0 | 0 | 0 | 0 | 0 | 0 | 0 | 0 | | Short-term | 41 | LIA | |
| 0 | 0 | 0 | 0 | 0 | 23 | 23 | 23 | 0 | 0 | | Long-term | 42 | LIA | |
| 157 | 0 | 330 | 1584 | 0 | 252 | 243 | 181 | 62 | 9 | | Shares and other equity | 5 | LIA | |
| 157 | 0 | 149 | 59 | 0 | 111 | 102 | 47 | 55 | 9 | | Quoted shares | 511 | LIA | |
| 0 | 0 | 181 | 1 | 0 | 135 | 135 | 131 | 4 | 0 | | Unquoted shares | 512 | LIA | |
| 0 | 0 | 0 | 80 | 0 | 6 | 6 | 3 | 3 | 0 | | Other equity | 513 | LIA | |
| 0 | 0 | 0 | 1445 | 0 | 0 | 0 | 0 | 0 | 0 | | Mutual funds shares | 52 | LIA | |
| 2 | 0 | 0 | 4366 | 1 | 275 | 205 | 26 | 179 | 70 | | Insurance technical reserves | 6 | LIA | |
| 0 | 0 | 0 | 2531 | 0 | 0 | 0 | 0 | 0 | 0 | | Life insurance reserves | 611 | LIA | |
| 0 | 0 | 0 | 1142 | 0 | 2 | 1 | 0 | 1 | 0 | | Pension fund reserves | 612 | LIA | |
| 2 | 0 | 0 | 694 | 1 | 273 | 203 | 26 | 177 | 69 | | Other technical reserves | 62 | LIA | |
| 30 | 0 | 3 | 33 | 0 | 165 | 140 | 55 | 85 | 24 | | Other accounts payable | 7 | LIA | |
| 0 | 0 | 0 | 18 | 0 | 162 | 138 | 53 | 85 | 24 | | Trade credits and advances | 71 | LIA | |
| 30 | 0 | 3 | 15 | 0 | 2 | 2 | 2 | 0 | 0 | | Other | 79 | LIA | |
| 1454 | 0 | -329 | -5877 | 0 | 3203 | 2614 | 2507 | 107 | 589 | | Net financial assets | | NETO | |
| Centralna država/ Central government | Lokalna država/ Local government | Skлади socialne varnosti/ Social security funds | Gospodinjstva/ Households | Nepr. instit. ki opravljajo storitve za gospod./ Non-profit institutions serving households | Tujina/ Rest of the world | EU/ European Union | EMU/ Members of the EMU | Ostale članice EU/ European Union, not EMU | Ostali (izven EU)/ Others (not EU) | | | | | |
| S1311 | S1313 | S1314 | S14 | S15 | S2 | S21 | S2111 | S2112 | S22 | | | | | |

B.1.5.4.

S.13 - država

B.1.6.1. Nekonsolidirani finančni računi - stanja 2012 (konec leta)

v mio EUR

| Vrsta post. | Oznaka | Finančni instrumenti | Institucionalni sektorji | | | | | | | | |
|-------------|--------|--|--|---|--|----------------------------------|--|---|--|---|-------------------------------|
| | | | S1 | S11 | S12 | S121 | S122 | S123 | S124 | S125 | S13 |
| FSR | F | Finančna sredstva | 20.834 | 9.749 | 6.974 | 2.012 | 4.448 | 38 | 6 | 470 | 3.693 |
| FSR | 1 | Monetarno zlato in SDR | 0 | 0 | 0 | 0 | 0 | 0 | 0 | 0 | 0 |
| FSR | 2 | Gotovina in vloge | 5.889 | 0 | 4.127 | 1141 | 2.986 | 0 | 0 | 0 | 1.762 |
| FSR | 21 | Gotovina | 0 | 0 | 0 | 0 | 0 | 0 | 0 | 0 | 0 |
| FSR | 22 | Prenosljive vloge | 413 | 0 | 413 | 30 | 383 | 0 | 0 | 0 | 0 |
| FSR | 29 | Druge vloge | 5.476 | 0 | 3.714 | 1111 | 2.603 | 0 | 0 | 0 | 1.762 |
| FSR | 3 | Vrednostni papirji razen delnic | 269 | 33 | 58 | 0 | 50 | 0 | 0 | 8 | 179 |
| FSR | 331 | Kratkoročni | 11 | 7 | 0 | 0 | 0 | 0 | 0 | 0 | 5 |
| FSR | 332 | Dolgoročni | 258 | 26 | 58 | 0 | 50 | 0 | 0 | 8 | 174 |
| FSR | 34 | Izvedeni finančni instrumenti | 0 | 0 | 0 | 0 | 0 | 0 | 0 | 0 | 0 |
| FSR | 4 | Posojila | 779 | 209 | 387 | 0 | 387 | 0 | 0 | 0 | 94 |
| FSR | 41 | Kratkoročna | 6 | 3 | 0 | 0 | 0 | 0 | 0 | 0 | 3 |
| FSR | 42 | Dolgoročna | 774 | 206 | 387 | 0 | 387 | 0 | 0 | 0 | 91 |
| FSR | 5 | Delnice in drug lastniški kapital | 10.915 | 7.866 | 2.279 | 859 | 956 | 32 | 5 | 427 | 770 |
| FSR | 511 | Delnice, ki kotirajo | 1.465 | 1.195 | 271 | 0 | 19 | 0 | 0 | 252 | 0 |
| FSR | 512 | Delnice, ki ne kotirajo | 5.287 | 3.492 | 1.113 | 0 | 936 | 0 | 2 | 175 | 681 |
| FSR | 513 | Drug lastniški kapital | 4.131 | 3.179 | 862 | 859 | 0 | 0 | 3 | 0 | 89 |
| FSR | 52 | Delnice/enote investicijskih skladov | 33 | 0 | 33 | 0 | 1 | 31 | 0 | 0 | 0 |
| FSR | 6 | Zavarovalno tehnične rezervacije | 2 | 0 | 2 | 0 | 0 | 0 | 0 | 2 | 0 |
| FSR | 611 | Rezervacije iz življenjskih zavarovanj | 0 | 0 | 0 | 0 | 0 | 0 | 0 | 0 | 0 |
| FSR | 612 | Rezervacije iz pokojninskih zavarovanj | 0 | 0 | 0 | 0 | 0 | 0 | 0 | 0 | 0 |
| FSR | 62 | Druge tehnične rezervacije | 2 | 0 | 2 | 0 | 0 | 0 | 0 | 2 | 0 |
| FSR | 7 | Druge terjatve | 2.980 | 1.641 | 121 | 11 | 69 | 6 | 1 | 34 | 889 |
| FSR | 71 | Trgovinski krediti in avansi | 362 | 312 | 2 | 0 | 1 | 0 | 0 | 1 | 0 |
| FSR | 79 | Drugo | 2.617 | 1.329 | 120 | 11 | 69 | 6 | 1 | 33 | 888 |
| OBV | F | Obveznosti | 13.614 | 1.447 | 7.506 | 223 | 5.799 | 155 | 13 | 1.316 | 3.693 |
| OBV | 2 | Gotovina in vloge | 1.857 | 42 | 3 | 0 | 0 | 0 | 3 | 0 | 1.762 |
| OBV | 21 | Gotovina | 50 | 0 | 0 | 0 | 0 | 0 | 0 | 0 | 0 |
| OBV | 22 | Prenosljive vloge | 0 | 0 | 0 | 0 | 0 | 0 | 0 | 0 | 0 |
| OBV | 29 | Druge vloge | 1.807 | 42 | 3 | 0 | 0 | 0 | 3 | 0 | 1.762 |
| OBV | 3 | Vrednostni papirji razen delnic | 5.961 | 51 | 5.495 | 223 | 3.950 | 22 | 4 | 1.296 | 179 |
| OBV | 331 | Kratkoročni | 443 | 0 | 427 | 0 | 353 | 2 | 0 | 71 | 5 |
| OBV | 332 | Dolgoročni | 5.512 | 51 | 5.061 | 223 | 3.590 | 20 | 4 | 1.224 | 174 |
| OBV | 34 | Izvedeni finančni instrumenti | 7 | 0 | 7 | 0 | 7 | 0 | 0 | 0 | 0 |
| OBV | 4 | Posojila | 2.126 | 164 | 1.862 | 0 | 1.762 | 100 | 0 | 0 | 94 |
| OBV | 41 | Kratkoročna | 40 | 2 | 35 | 0 | 35 | 0 | 0 | 0 | 3 |
| OBV | 42 | Dolgoročna | 2.086 | 163 | 1.827 | 0 | 1.726 | 100 | 0 | 0 | 91 |
| OBV | 5 | Delnice in drug lastniški kapital | 814 | 43 | 0 | 0 | 0 | 0 | 0 | 0 | 770 |
| OBV | 511 | Delnice, ki kotirajo | 0 | 0 | 0 | 0 | 0 | 0 | 0 | 0 | 0 |
| OBV | 512 | Delnice, ki ne kotirajo | 682 | 0 | 0 | 0 | 0 | 0 | 0 | 0 | 681 |
| OBV | 513 | Drug lastniški kapital | 132 | 43 | 0 | 0 | 0 | 0 | 0 | 0 | 89 |
| OBV | 52 | Delnice/enote investicijskih skladov | 0 | 0 | 0 | 0 | 0 | 0 | 0 | 0 | 0 |
| OBV | 6 | Zavarovalno tehnične rezervacije | 0 | 0 | 0 | 0 | 0 | 0 | 0 | 0 | 0 |
| OBV | 611 | Rezervacije iz življenjskih zavarovanj | 0 | 0 | 0 | 0 | 0 | 0 | 0 | 0 | 0 |
| OBV | 612 | Rezervacije iz pokojninskih zavarovanj | 0 | 0 | 0 | 0 | 0 | 0 | 0 | 0 | 0 |
| OBV | 62 | Druge tehnične rezervacije | 0 | 0 | 0 | 0 | 0 | 0 | 0 | 0 | 0 |
| OBV | 7 | Druge obveznosti | 2.856 | 1.147 | 147 | 0 | 87 | 32 | 7 | 20 | 889 |
| OBV | 71 | Trgovinski krediti in avansi | 658 | 605 | 7 | 0 | 2 | 3 | 0 | 1 | 0 |
| OBV | 79 | Drugo | 2.197 | 542 | 140 | 0 | 86 | 29 | 7 | 19 | 888 |
| NETO | | Neto finančna sredstva | 7.220 | 8.302 | -532 | 1.789 | -1.351 | -117 | -7 | -845 | 0 |
| | | | Gospodarstvo Slovenije/ Total economy | Ne finančne družbe/ Non-financial corporations | Finančne družbe/ Financial corporations | Centralna banka/ Central Bank | Druge denarne finančne institucije/ Other monetary financial institutions | Druge finančni posredniki / Other financial intermediaries | Izvajalci pomožnih finančnih dejavnosti/ Financial auxiliaries | Zavarovalnice in pokojninski sklad/ Insurance corporations and pension funds | Država/ General government |
| | | | S1 | S11 | S12 | S121 | S122 | S123 | S124 | S125 | S13 |

S.13 - General government

Non-consolidated financial accounts - outstanding amounts 2012 (end of year)

B.1.6.1.

EUR millions

| Institutional sectors | | | | | | | | | | | Financial instruments | Code | Item type | |
|---|-------------------------------------|--|------------------------------|---|------------------------------|-----------------------|----------------------------|---|---------------------------------------|--|------------------------------|------|-----------|--|
| S1311 | S1313 | S1314 | S14 | S15 | S2 | S21 | S2111 | S2112 | S22 | | | | | |
| 2990 | 165 | 538 | 396 | 22 | 1755 | 1510 | 1453 | 57 | 246 | | Financial assets | F | FAS | |
| 0 | 0 | 0 | 0 | 0 | 0 | 0 | 0 | 0 | 0 | | Monetary gold and SDRs | 1 | FAS | |
| 1762 | 0 | 0 | 0 | 0 | 116 | 115 | 115 | 0 | 1 | | Currency and deposits | 2 | FAS | |
| 0 | 0 | 0 | 0 | 0 | 0 | 0 | 0 | 0 | 0 | | Currency | 21 | FAS | |
| 0 | 0 | 0 | 0 | 0 | 2 | 1 | 1 | 0 | 1 | | Transferable deposits | 22 | FAS | |
| 1762 | 0 | 0 | 0 | 0 | 114 | 114 | 114 | 0 | 0 | | Other deposits | 29 | FAS | |
| 179 | 0 | 0 | 0 | 0 | 133 | 118 | 89 | 29 | 14 | | Securities other than shares | 3 | FAS | |
| 5 | 0 | 0 | 0 | 0 | 0 | 0 | 0 | 0 | 0 | | Short-term | 331 | FAS | |
| 174 | 0 | 0 | 0 | 0 | 131 | 117 | 87 | 29 | 14 | | Long-term | 332 | FAS | |
| 0 | 0 | 0 | 0 | 0 | 1 | 1 | 1 | 0 | 0 | | Financial derivatives | 34 | FAS | |
| 3 | 92 | 0 | 73 | 17 | 972 | 972 | 972 | 0 | 0 | | Loans | 4 | FAS | |
| 2 | 1 | 0 | 0 | 0 | 0 | 0 | 0 | 0 | 0 | | Short-term | 41 | FAS | |
| 0 | 91 | 0 | 72 | 17 | 972 | 972 | 972 | 0 | 0 | | Long-term | 42 | FAS | |
| 333 | 0 | 437 | 0 | 0 | 411 | 215 | 212 | 3 | 196 | | Shares and other equity | 5 | FAS | |
| 0 | 0 | 0 | 0 | 0 | 46 | 6 | 5 | 1 | 40 | | Quoted shares | 511 | FAS | |
| 244 | 0 | 437 | 0 | 0 | 138 | 137 | 137 | 0 | 1 | | Unquoted shares | 512 | FAS | |
| 89 | 0 | 0 | 0 | 0 | 113 | 6 | 6 | 0 | 108 | | Other equity | 513 | FAS | |
| 0 | 0 | 0 | 0 | 0 | 113 | 66 | 64 | 2 | 47 | | Mutual funds shares | 52 | FAS | |
| 0 | 0 | 0 | 0 | 0 | 0 | 0 | 0 | 0 | 0 | | Insurance technical reserves | 6 | FAS | |
| 0 | 0 | 0 | 0 | 0 | 0 | 0 | 0 | 0 | 0 | | Life insurance reserves | 611 | FAS | |
| 0 | 0 | 0 | 0 | 0 | 0 | 0 | 0 | 0 | 0 | | Pension fund reserves | 612 | FAS | |
| 0 | 0 | 0 | 0 | 0 | 0 | 0 | 0 | 0 | 0 | | Other technical reserves | 62 | FAS | |
| 715 | 73 | 101 | 324 | 5 | 124 | 90 | 66 | 24 | 34 | | Other accounts receivable | 7 | FAS | |
| 0 | 0 | 0 | 45 | 3 | 28 | 25 | 24 | 1 | 3 | | Trade credits and advances | 71 | FAS | |
| 715 | 73 | 101 | 279 | 2 | 95 | 65 | 42 | 23 | 31 | | Other | 79 | FAS | |
| 3449 | 136 | 109 | 886 | 81 | 11827 | 9891 | 7974 | 1917 | 1937 | | Liabilities | F | LIA | |
| 1762 | 0 | 0 | 50 | 0 | 0 | 0 | 0 | 0 | 0 | | Currency and deposits | 2 | LIA | |
| 0 | 0 | 0 | 50 | 0 | 0 | 0 | 0 | 0 | 0 | | Currency | 21 | LIA | |
| 0 | 0 | 0 | 0 | 0 | 0 | 0 | 0 | 0 | 0 | | Transferable deposits | 22 | LIA | |
| 1762 | 0 | 0 | 0 | 0 | 0 | 0 | 0 | 0 | 0 | | Other deposits | 29 | LIA | |
| 94 | 0 | 85 | 205 | 32 | 10545 | 8634 | 6823 | 1811 | 1911 | | Securities other than shares | 3 | LIA | |
| 5 | 0 | 0 | 11 | 0 | 275 | 271 | 270 | 1 | 4 | | Short-term | 331 | LIA | |
| 89 | 0 | 85 | 194 | 32 | 10271 | 8364 | 6554 | 1810 | 1907 | | Long-term | 332 | LIA | |
| 0 | 0 | 0 | 0 | 0 | 0 | 0 | 0 | 0 | 0 | | Financial derivatives | 34 | LIA | |
| 87 | 5 | 2 | 6 | 0 | 847 | 846 | 743 | 103 | 1 | | Loans | 4 | LIA | |
| 1 | 0 | 2 | 0 | 0 | 0 | 0 | 0 | 0 | 0 | | Short-term | 41 | LIA | |
| 86 | 5 | 0 | 6 | 0 | 847 | 846 | 743 | 103 | 1 | | Long-term | 42 | LIA | |
| 749 | 1 | 20 | 1 | 0 | 0 | 0 | 0 | 0 | 0 | | Shares and other equity | 5 | LIA | |
| 0 | 0 | 0 | 0 | 0 | 0 | 0 | 0 | 0 | 0 | | Quoted shares | 511 | LIA | |
| 660 | 1 | 20 | 1 | 0 | 0 | 0 | 0 | 0 | 0 | | Unquoted shares | 512 | LIA | |
| 89 | 0 | 0 | 0 | 0 | 0 | 0 | 0 | 0 | 0 | | Other equity | 513 | LIA | |
| 0 | 0 | 0 | 0 | 0 | 0 | 0 | 0 | 0 | 0 | | Mutual funds shares | 52 | LIA | |
| 0 | 0 | 0 | 0 | 0 | 0 | 0 | 0 | 0 | 0 | | Insurance technical reserves | 6 | LIA | |
| 0 | 0 | 0 | 0 | 0 | 0 | 0 | 0 | 0 | 0 | | Life insurance reserves | 611 | LIA | |
| 0 | 0 | 0 | 0 | 0 | 0 | 0 | 0 | 0 | 0 | | Pension fund reserves | 612 | LIA | |
| 0 | 0 | 0 | 0 | 0 | 0 | 0 | 0 | 0 | 0 | | Other technical reserves | 62 | LIA | |
| 757 | 129 | 2 | 624 | 49 | 435 | 411 | 407 | 3 | 24 | | Other accounts payable | 7 | LIA | |
| 0 | 0 | 0 | 42 | 5 | 365 | 343 | 340 | 3 | 22 | | Trade credits and advances | 71 | LIA | |
| 757 | 129 | 2 | 582 | 44 | 69 | 68 | 68 | 0 | 2 | | Other | 79 | LIA | |
| -458 | 29 | 429 | -490 | -59 | -10.072 | -8.381 | -6.521 | -1.860 | -1.691 | | Net financial assets | | NETO | |
| Centralna država/ Central government | Lokalna država/ Local government | Skлади socialne varnosti/ Social security funds | Gospodinjstva/ Households | Nepr. instit., ki opravljajo storitve za gospod./ Non-profit institutions serving households | Tujina/ Rest of the world | EU/ European Union | EMU/ Members of the EMU | Ostale članice EU/ European Union, not EMU | Ostali (izven EU)/ Others (not EU) | | | | | |
| S1311 | S1313 | S1314 | S14 | S15 | S2 | S21 | S2111 | S2112 | S22 | | | | | |

B.1.6.1.

S.13 - država

B.1.6.2. Nekonsolidirani finančni računi - transakcije 2013

v mio EUR

| Vrsta post. | Oznaka | Finančni instrumenti | Institucionalni sektorji | | | | | | | | |
|-------------|--------|--|--|---|--|----------------------------------|--|---|--|---|-------------------------------|
| | | | S1 | S11 | S12 | S121 | S122 | S123 | S124 | S125 | S13 |
| FSR | F | Finančna sredstva | 802 | 1186 | -973 | 680 | -1715 | 49 | 3 | 10 | 544 |
| FSR | 1 | Monetarno zlato in SDR | 0 | 0 | 0 | 0 | 0 | 0 | 0 | 0 | 0 |
| FSR | 2 | Gotovina in vloge | -465 | 0 | -690 | 689 | -1380 | 0 | 0 | 0 | 225 |
| FSR | 21 | Gotovina | 0 | 0 | 0 | 0 | 0 | 0 | 0 | 0 | 0 |
| FSR | 22 | Prenosljive vloge | 160 | 0 | 160 | 337 | -177 | 0 | 0 | 0 | 0 |
| FSR | 29 | Druge vloge | -624 | 0 | -850 | 353 | -1202 | 0 | 0 | 0 | 225 |
| FSR | 3 | Vrednostni papirji razen delnic | 178 | 0 | -15 | 0 | -11 | 0 | 0 | -4 | 194 |
| FSR | 331 | Kratkoročni | 11 | -2 | 2 | 0 | 2 | 0 | 0 | 0 | 11 |
| FSR | 332 | Dolgoročni | 166 | 1 | -17 | 0 | -13 | 0 | 0 | -4 | 183 |
| FSR | 34 | Izvedeni finančni instrumenti | 0 | 0 | 0 | 0 | 0 | 0 | 0 | 0 | 0 |
| FSR | 4 | Posojila | 679 | 930 | -276 | 0 | -324 | 44 | 3 | 0 | 14 |
| FSR | 41 | Kratkoročna | 338 | 308 | 20 | 0 | 0 | 18 | 2 | 0 | 6 |
| FSR | 42 | Dolgoročna | 341 | 621 | -296 | 0 | -324 | 26 | 2 | 0 | 8 |
| FSR | 5 | Delnice in drug lastniški kapital | 264 | 14 | 45 | 0 | 37 | -6 | 0 | 14 | 205 |
| FSR | 511 | Delnice, ki kotirajo | 23 | 9 | 14 | 0 | 0 | 0 | 0 | 14 | 0 |
| FSR | 512 | Delnice, ki ne kotirajo | 252 | 10 | 38 | 0 | 38 | 0 | 0 | 0 | 205 |
| FSR | 513 | Drug lastniški kapital | -5 | -5 | 0 | 0 | 0 | 0 | 0 | 0 | 0 |
| FSR | 52 | Delnice/enote investicijskih skladov | -6 | 0 | -6 | 0 | 0 | -6 | 0 | 0 | 0 |
| FSR | 6 | Zavarovalno tehnične rezervacije | 0 | 0 | 0 | 0 | 0 | 0 | 0 | 0 | 0 |
| FSR | 611 | Rezervacije iz življenjskih zavarovanj | 0 | 0 | 0 | 0 | 0 | 0 | 0 | 0 | 0 |
| FSR | 612 | Rezervacije iz pokojninskih zavarovanj | 0 | 0 | 0 | 0 | 0 | 0 | 0 | 0 | 0 |
| FSR | 62 | Druge tehnične rezervacije | 0 | 0 | 0 | 0 | 0 | 0 | 0 | 0 | 0 |
| FSR | 7 | Druge terjatve | 146 | 242 | -36 | -9 | -38 | 11 | -1 | 1 | -95 |
| FSR | 71 | Trgovinski krediti in avansi | 22 | 14 | 7 | 1 | 0 | 6 | 0 | 0 | 0 |
| FSR | 79 | Drugo | 124 | 228 | -44 | -10 | -38 | 5 | -1 | 0 | -95 |
| OBV | F | Obveznosti | 2440 | 98 | 1527 | 15 | 1387 | -16 | 0 | 140 | 544 |
| OBV | 2 | Gotovina in vloge | 222 | -7 | 0 | 0 | 0 | 0 | 0 | 0 | 225 |
| OBV | 21 | Gotovina | 3 | 0 | 0 | 0 | 0 | 0 | 0 | 0 | 0 |
| OBV | 22 | Prenosljive vloge | 0 | 0 | 0 | 0 | 0 | 0 | 0 | 0 | 0 |
| OBV | 29 | Druge vloge | 219 | -7 | 0 | 0 | 0 | 0 | 0 | 0 | 225 |
| OBV | 3 | Vrednostni papirji razen delnic | 1909 | 2 | 1702 | 15 | 1549 | 4 | -1 | 135 | 194 |
| OBV | 331 | Kratkoročni | 38 | 1 | 19 | -71 | 69 | 0 | 0 | 21 | 11 |
| OBV | 332 | Dolgoročni | 1873 | 1 | 1684 | 86 | 1481 | 4 | -1 | 115 | 183 |
| OBV | 34 | Izvedeni finančni instrumenti | -1 | 0 | -1 | 0 | -1 | 0 | 0 | 0 | 0 |
| OBV | 4 | Posojila | -99 | -5 | -109 | 0 | -95 | -14 | 0 | 0 | 14 |
| OBV | 41 | Kratkoročna | 13 | 6 | 0 | 0 | 0 | 0 | 0 | 0 | 6 |
| OBV | 42 | Dolgoročna | -111 | -11 | -109 | 0 | -95 | -14 | 0 | 0 | 8 |
| OBV | 5 | Delnice in drug lastniški kapital | 205 | 0 | 0 | 0 | 0 | 0 | 0 | 0 | 205 |
| OBV | 511 | Delnice, ki kotirajo | 0 | 0 | 0 | 0 | 0 | 0 | 0 | 0 | 0 |
| OBV | 512 | Delnice, ki ne kotirajo | 205 | 0 | 0 | 0 | 0 | 0 | 0 | 0 | 205 |
| OBV | 513 | Drug lastniški kapital | 0 | 0 | 0 | 0 | 0 | 0 | 0 | 0 | 0 |
| OBV | 52 | Delnice/enote investicijskih skladov | 0 | 0 | 0 | 0 | 0 | 0 | 0 | 0 | 0 |
| OBV | 6 | Zavarovalno tehnične rezervacije | 0 | 0 | 0 | 0 | 0 | 0 | 0 | 0 | 0 |
| OBV | 611 | Rezervacije iz življenjskih zavarovanj | 0 | 0 | 0 | 0 | 0 | 0 | 0 | 0 | 0 |
| OBV | 612 | Rezervacije iz pokojninskih zavarovanj | 0 | 0 | 0 | 0 | 0 | 0 | 0 | 0 | 0 |
| OBV | 62 | Druge tehnične rezervacije | 0 | 0 | 0 | 0 | 0 | 0 | 0 | 0 | 0 |
| OBV | 7 | Druge obveznosti | 202 | 107 | -67 | 0 | -67 | -7 | 1 | 5 | -95 |
| OBV | 71 | Trgovinski krediti in avansi | 135 | 133 | 3 | 0 | 0 | 0 | 2 | 1 | 0 |
| OBV | 79 | Drugo | 67 | -26 | -70 | 0 | -66 | -7 | -1 | 4 | -95 |
| NETO | | Neto finančna sredstva | -1637 | 1088 | -2499 | 665 | -3103 | 66 | 3 | -130 | 0 |
| | | | Gospodarstvo Slovenije/ Total economy | Ne finančne družbe/ Non-financial corporations | Finančne družbe/ Financial corporations | Centralna banka/ Central Bank | Druge denarne finančne institucije/ Other monetary financial institutions | Drugi finančni posredniki / Other financial intermediaries | Izvajalci pomožnih finančnih dejavnosti/ Financial auxiliaries | Zavarovalnice in pokojninski sklad/ Insurance corporations and pension funds | Država/ General government |
| | | | S1 | S11 | S12 | S121 | S122 | S123 | S124 | S125 | S13 |

S.13 - General government

Non-consolidated financial accounts - transactions 2013

B.1.6.2.

EUR millions

| Institutional sectors | | | | | | | | | | | Financial instruments | Code | Item type |
|---|-------------------------------------|--|------------------------------|---|------------------------------|-----------------------|----------------------------|---|---------------------------------------|------------------------------|-----------------------|------|-----------|
| S1311 | S1313 | S1314 | S14 | S15 | S2 | S21 | S2111 | S2112 | S22 | | | | |
| 534 | 9 | 0 | 45 | 1 | 800 | 794 | 785 | 9 | 6 | Financial assets | F | FAS | |
| 0 | 0 | 0 | 0 | 0 | 0 | 0 | 0 | 0 | 0 | Monetary gold and SDRs | 1 | FAS | |
| 225 | 0 | 0 | 0 | 0 | 425 | 426 | 426 | 0 | 0 | Currency and deposits | 2 | FAS | |
| 0 | 0 | 0 | 0 | 0 | 0 | 0 | 0 | 0 | 0 | Currency | 21 | FAS | |
| 0 | 0 | 0 | 0 | 0 | 0 | 0 | 0 | 0 | 0 | Transferable deposits | 22 | FAS | |
| 225 | 0 | 0 | 0 | 0 | 426 | 426 | 426 | 0 | 0 | Other deposits | 29 | FAS | |
| 194 | 0 | 0 | 0 | 0 | 12 | 10 | 14 | -4 | 2 | Securities other than shares | 3 | FAS | |
| 11 | 0 | 0 | 0 | 0 | 0 | 0 | 0 | 0 | 0 | Short-term | 331 | FAS | |
| 183 | 0 | 0 | 0 | 0 | 14 | 12 | 16 | -4 | 2 | Long-term | 332 | FAS | |
| 0 | 0 | 0 | 0 | 0 | -2 | -2 | -2 | 0 | 0 | Financial derivatives | 34 | FAS | |
| 7 | 8 | 0 | 11 | 0 | 190 | 190 | 190 | 0 | 0 | Loans | 4 | FAS | |
| 7 | 0 | 0 | 4 | 0 | 0 | 0 | 0 | 0 | 0 | Short-term | 41 | FAS | |
| 0 | 8 | 0 | 7 | 0 | 190 | 190 | 190 | 0 | 0 | Long-term | 42 | FAS | |
| 205 | 0 | 0 | 0 | 0 | 159 | 154 | 142 | 12 | 5 | Shares and other equity | 5 | FAS | |
| 0 | 0 | 0 | 0 | 0 | -4 | -4 | -4 | 0 | 0 | Quoted shares | 511 | FAS | |
| 205 | 0 | 0 | 0 | 0 | 0 | 0 | 0 | 0 | 0 | Unquoted shares | 512 | FAS | |
| 0 | 0 | 0 | 0 | 0 | 153 | 152 | 140 | 12 | 1 | Other equity | 513 | FAS | |
| 0 | 0 | 0 | 0 | 0 | 10 | 6 | 6 | 0 | 4 | Mutual funds shares | 52 | FAS | |
| 0 | 0 | 0 | 0 | 0 | 0 | 0 | 0 | 0 | 0 | Insurance technical reserves | 6 | FAS | |
| 0 | 0 | 0 | 0 | 0 | 0 | 0 | 0 | 0 | 0 | Life insurance reserves | 611 | FAS | |
| 0 | 0 | 0 | 0 | 0 | 0 | 0 | 0 | 0 | 0 | Pension fund reserves | 612 | FAS | |
| 0 | 0 | 0 | 0 | 0 | 0 | 0 | 0 | 0 | 0 | Other technical reserves | 62 | FAS | |
| -96 | 1 | 0 | 34 | 1 | 13 | 14 | 13 | 1 | -1 | Other accounts receivable | 7 | FAS | |
| 0 | 0 | 0 | 1 | 0 | 12 | 12 | 11 | 0 | 1 | Trade credits and advances | 71 | FAS | |
| -96 | 1 | 0 | 33 | 1 | 1 | 2 | 2 | 1 | -2 | Other | 79 | FAS | |
| 548 | 1 | -6 | 278 | -7 | 4.336 | 2048 | 483 | 1565 | 2288 | Liabilities | F | LIA | |
| 225 | 0 | 0 | 3 | 0 | 0 | 0 | 0 | 0 | 0 | Currency and deposits | 2 | LIA | |
| 0 | 0 | 0 | 3 | 0 | 0 | 0 | 0 | 0 | 0 | Currency | 21 | LIA | |
| 0 | 0 | 0 | 0 | 0 | 0 | 0 | 0 | 0 | 0 | Transferable deposits | 22 | LIA | |
| 225 | 0 | 0 | 0 | 0 | 0 | 0 | 0 | 0 | 0 | Other deposits | 29 | LIA | |
| 200 | 0 | -6 | 20 | -9 | 4.000 | 1711 | 420 | 1291 | 2289 | Securities other than shares | 3 | LIA | |
| 11 | 0 | 0 | 7 | 0 | -146 | -146 | -145 | -1 | 0 | Short-term | 331 | LIA | |
| 189 | 0 | -6 | 14 | -9 | 4.146 | 1.857 | 564 | 1.292 | 2.289 | Long-term | 332 | LIA | |
| 0 | 0 | 0 | 0 | 0 | 0 | 0 | 0 | 0 | 0 | Financial derivatives | 34 | LIA | |
| 15 | 0 | 0 | 1 | 0 | 447 | 449 | 187 | 262 | -2 | Loans | 4 | LIA | |
| 6 | 0 | 0 | 0 | 0 | 0 | 0 | 0 | 0 | 0 | Short-term | 41 | LIA | |
| 8 | 0 | 0 | 0 | 0 | 447 | 449 | 187 | 262 | -2 | Long-term | 42 | LIA | |
| 205 | 0 | 0 | 0 | 0 | 0 | 0 | 0 | 0 | 0 | Shares and other equity | 5 | LIA | |
| 0 | 0 | 0 | 0 | 0 | 0 | 0 | 0 | 0 | 0 | Quoted shares | 511 | LIA | |
| 205 | 0 | 0 | 0 | 0 | 0 | 0 | 0 | 0 | 0 | Unquoted shares | 512 | LIA | |
| 0 | 0 | 0 | 0 | 0 | 0 | 0 | 0 | 0 | 0 | Other equity | 513 | LIA | |
| 0 | 0 | 0 | 0 | 0 | 0 | 0 | 0 | 0 | 0 | Mutual funds shares | 52 | LIA | |
| 0 | 0 | 0 | 0 | 0 | 0 | 0 | 0 | 0 | 0 | Insurance technical reserves | 6 | LIA | |
| 0 | 0 | 0 | 0 | 0 | 0 | 0 | 0 | 0 | 0 | Life insurance reserves | 611 | LIA | |
| 0 | 0 | 0 | 0 | 0 | 0 | 0 | 0 | 0 | 0 | Pension fund reserves | 612 | LIA | |
| 0 | 0 | 0 | 0 | 0 | 0 | 0 | 0 | 0 | 0 | Other technical reserves | 62 | LIA | |
| -96 | 1 | 0 | 254 | 2 | -111 | -111 | -123 | 12 | 1 | Other accounts payable | 7 | LIA | |
| 0 | 0 | 0 | -4 | 3 | -108 | -109 | -111 | 1 | 2 | Trade credits and advances | 71 | LIA | |
| -96 | 1 | 0 | 258 | -1 | -3 | -2 | -13 | 11 | -1 | Other | 79 | LIA | |
| -14 | 8 | 6 | -234 | 8 | -3.537 | -1.255 | 301 | -1.556 | -2.282 | Net financial assets | | NETO | |
| Centralna država/ Central government | Lokalna država/ Local government | Skлади socialne varnosti/ Social security funds | Gospodinjstva/ Households | Nepr. instit., ki opravljajo storitve za gospod./ Non-profit institutions serving households | Tujina/ Rest of the world | EU/ European Union | EMU/ Members of the EMU | Ostale članice EU/ European Union, not EMU | Ostali (izven EU)/ Others (not EU) | | | | |
| S1311 | S1313 | S1314 | S14 | S15 | S2 | S21 | S2111 | S2112 | S22 | | | | |

B.1.6.2.

S.13 - država

B.1.6.3. Nekonsolidirani finančni računi - vrednostne spremembe 2013

v mio EUR

| Vrsta post. | Oznaka | Finančni instrumenti | Institucionalni sektorji | | | | | | | | |
|-------------|--------|--|--|---|--|----------------------------------|--|---|--|---|-------------------------------|
| | | | S1 | S11 | S12 | S121 | S122 | S123 | S124 | S125 | S13 |
| FSR | F | Finančna sredstva | 2092 | 292 | 1385 | -39 | 1367 | 8 | 4 | 45 | 410 |
| FSR | 1 | Monetarno zlato in SDR | 0 | 0 | 0 | 0 | 0 | 0 | 0 | 0 | 0 |
| FSR | 2 | Gotovina in vloge | -4 | 0 | -2 | -2 | 1 | 0 | 0 | 0 | -2 |
| FSR | 21 | Gotovina | 0 | 0 | 0 | 0 | 0 | 0 | 0 | 0 | 0 |
| FSR | 22 | Prenosljive vloge | -20 | 0 | -20 | 2 | -22 | 0 | 0 | 0 | 0 |
| FSR | 29 | Druge vloge | 16 | 0 | 18 | -5 | 23 | 0 | 0 | 0 | -2 |
| FSR | 3 | Vrednostni papirji razen delnic | 5 | -2 | -15 | 0 | -15 | 0 | 0 | 0 | 22 |
| FSR | 331 | Kratkoročni | 3 | 0 | 0 | 0 | 0 | 0 | 0 | 0 | 3 |
| FSR | 332 | Dolgoročni | 3 | -2 | -14 | 0 | -15 | 0 | 0 | 0 | 19 |
| FSR | 34 | Izvedeni finančni instrumenti | 0 | 0 | 0 | 0 | 0 | 0 | 0 | 0 | 0 |
| FSR | 4 | Posojila | -1 | 1 | 0 | 0 | 0 | 0 | 0 | 0 | 1 |
| FSR | 41 | Kratkoročna | -1 | 0 | 0 | 0 | 0 | 0 | 0 | 0 | -1 |
| FSR | 42 | Dolgoročna | 0 | 1 | 0 | 0 | 0 | 0 | 0 | 0 | 2 |
| FSR | 5 | Delnice in drug lastniški kapital | 2096 | 292 | 1394 | -37 | 1379 | 3 | 3 | 46 | 410 |
| FSR | 511 | Delnice, ki kotirajo | 229 | 208 | 21 | 0 | -19 | 0 | 0 | 40 | 0 |
| FSR | 512 | Delnice, ki ne kotirajo | 1836 | 10 | 1404 | 0 | 1397 | 0 | 0 | 6 | 423 |
| FSR | 513 | Drug lastniški kapital | 28 | 74 | -34 | -37 | 0 | 0 | 3 | 0 | -12 |
| FSR | 52 | Delnice/enote investicijskih skladov | 3 | 0 | 3 | 0 | 0 | 3 | 0 | 0 | 0 |
| FSR | 6 | Zavarovalno tehnične rezervacije | 0 | 0 | 0 | 0 | 0 | 0 | 0 | 0 | 0 |
| FSR | 611 | Rezervacije iz življenjskih zavarovanj | 0 | 0 | 0 | 0 | 0 | 0 | 0 | 0 | 0 |
| FSR | 612 | Rezervacije iz pokojninskih zavarovanj | 0 | 0 | 0 | 0 | 0 | 0 | 0 | 0 | 0 |
| FSR | 62 | Druge tehnične rezervacije | 0 | 0 | 0 | 0 | 0 | 0 | 0 | 0 | 0 |
| FSR | 7 | Druge terjatve | -5 | 0 | 7 | 0 | 1 | 5 | 1 | -1 | -20 |
| FSR | 71 | Trgovinski krediti in avansi | -3 | 0 | -2 | 0 | 0 | -2 | 0 | 0 | 0 |
| FSR | 79 | Drugo | -2 | 0 | 10 | 0 | 1 | 7 | 1 | -1 | -20 |
| OBV | F | Obveznosti | 695 | 2 | 295 | 0 | 89 | 10 | 2 | 195 | 410 |
| OBV | 2 | Gotovina in vloge | -2 | 0 | 0 | 0 | 0 | 0 | 0 | 0 | -2 |
| OBV | 21 | Gotovina | 0 | 0 | 0 | 0 | 0 | 0 | 0 | 0 | 0 |
| OBV | 22 | Prenosljive vloge | 0 | 0 | 0 | 0 | 0 | 0 | 0 | 0 | 0 |
| OBV | 29 | Druge vloge | -2 | 0 | 0 | 0 | 0 | 0 | 0 | 0 | -2 |
| OBV | 3 | Vrednostni papirji razen delnic | 291 | 1 | 290 | 0 | 84 | 4 | 2 | 201 | 22 |
| OBV | 331 | Kratkoročni | 86 | 0 | 94 | 83 | 2 | 0 | 0 | 9 | 3 |
| OBV | 332 | Dolgoročni | 207 | 1 | 198 | -83 | 84 | 4 | 2 | 192 | 19 |
| OBV | 34 | Izvedeni finančni instrumenti | -2 | 0 | -2 | 0 | -2 | 0 | 0 | 0 | 0 |
| OBV | 4 | Posojila | 7 | 0 | 6 | 0 | 7 | -1 | 0 | 0 | 1 |
| OBV | 41 | Kratkoročna | 5 | 0 | 6 | 0 | 6 | 0 | 0 | 0 | -1 |
| OBV | 42 | Dolgoročna | 3 | 0 | 0 | 0 | 1 | -1 | 0 | 0 | 2 |
| OBV | 5 | Delnice in drug lastniški kapital | 411 | 1 | 0 | 0 | 0 | 0 | 0 | 0 | 410 |
| OBV | 511 | Delnice, ki kotirajo | 0 | 0 | 0 | 0 | 0 | 0 | 0 | 0 | 0 |
| OBV | 512 | Delnice, ki ne kotirajo | 423 | 0 | 0 | 0 | 0 | 0 | 0 | 0 | 423 |
| OBV | 513 | Drug lastniški kapital | -11 | 1 | 0 | 0 | 0 | 0 | 0 | 0 | -12 |
| OBV | 52 | Delnice/enote investicijskih skladov | 0 | 0 | 0 | 0 | 0 | 0 | 0 | 0 | 0 |
| OBV | 6 | Zavarovalno tehnične rezervacije | 0 | 0 | 0 | 0 | 0 | 0 | 0 | 0 | 0 |
| OBV | 611 | Rezervacije iz življenjskih zavarovanj | 0 | 0 | 0 | 0 | 0 | 0 | 0 | 0 | 0 |
| OBV | 612 | Rezervacije iz pokojninskih zavarovanj | 0 | 0 | 0 | 0 | 0 | 0 | 0 | 0 | 0 |
| OBV | 62 | Druge tehnične rezervacije | 0 | 0 | 0 | 0 | 0 | 0 | 0 | 0 | 0 |
| OBV | 7 | Druge obveznosti | -12 | 0 | -1 | 0 | -2 | 7 | 0 | -7 | -20 |
| OBV | 71 | Trgovinski krediti in avansi | 6 | 0 | 5 | 0 | 0 | 5 | 0 | -1 | 0 |
| OBV | 79 | Drugo | -18 | 0 | -6 | 0 | -2 | 1 | 0 | -6 | -20 |
| NETO | | Neto finančna sredstva | 1397 | 290 | 1091 | -39 | 1278 | -1 | 2 | -149 | 0 |
| | | | Gospodarstvo Slovenije/ Total economy | Neto finančne družbe/ Non-financial corporations | Finančne družbe/ Financial corporations | Centralna banka/ Central Bank | Druge denarne finančne institucije/ Other monetary financial institutions | Druge finančni posredniki / Other financial intermediaries | Izvajalci pomožnih finančnih dejavnosti/ Financial auxiliaries | Zavarovalnice in pokojninski sklad/ Insurance corporations and pension funds | Država/ General government |
| | | | S1 | S11 | S12 | S121 | S122 | S123 | S124 | S125 | S13 |

S.13 - General government

Non-consolidated financial accounts - revaluation changes 2013

B.1.6.3.

EUR millions

| Institutional sectors | | | | | | | | | | | Financial instruments | Code | Item type | |
|---|-------------------------------------|--|------------------------------|---|------------------------------|-----------------------|----------------------------|---|---------------------------------------|---|------------------------------|------|-----------|--|
| S1311 | S1313 | S1314 | S14 | S15 | S2 | S21 | S2111 | S2112 | S22 | | | | | |
| -65 | 1 | 475 | 7 | -3 | 5 | 132 | 37 | 95 | -127 | | Financial assets | F | FAS | |
| 0 | 0 | 0 | 0 | 0 | 0 | 0 | 0 | 0 | 0 | 0 | Monetary gold and SDRs | 1 | FAS | |
| -2 | 0 | 0 | 0 | 0 | 0 | 0 | 0 | 0 | 0 | 0 | Currency and deposits | 2 | FAS | |
| 0 | 0 | 0 | 0 | 0 | 0 | 0 | 0 | 0 | 0 | 0 | Currency | 21 | FAS | |
| 0 | 0 | 0 | 0 | 0 | 0 | 0 | 0 | 0 | 0 | 0 | Transferable deposits | 22 | FAS | |
| -2 | 0 | 0 | 0 | 0 | 0 | 0 | 0 | 0 | 0 | 0 | Other deposits | 29 | FAS | |
| 22 | 0 | 0 | 0 | 0 | 1 | 1 | 2 | -1 | 0 | 0 | Securities other than shares | 3 | FAS | |
| 3 | 0 | 0 | 0 | 0 | 0 | 0 | 0 | 0 | 0 | 0 | Short-term | 331 | FAS | |
| 19 | 0 | 0 | 0 | 0 | 1 | 1 | 2 | -1 | 0 | 0 | Long-term | 332 | FAS | |
| 0 | 0 | 0 | 0 | 0 | 0 | 0 | 0 | 0 | 0 | 0 | Financial derivatives | 34 | FAS | |
| 0 | 1 | 0 | 0 | -3 | 0 | 0 | 0 | 0 | 0 | 0 | Loans | 4 | FAS | |
| -2 | 0 | 0 | 0 | 0 | 0 | 0 | 0 | 0 | 0 | 0 | Short-term | 41 | FAS | |
| 1 | 1 | 0 | 0 | -3 | 0 | 0 | 0 | 0 | 0 | 0 | Long-term | 42 | FAS | |
| -72 | 0 | 483 | 0 | 0 | 8 | 133 | 37 | 96 | -124 | 0 | Shares and other equity | 5 | FAS | |
| 0 | 0 | 0 | 0 | 0 | -1 | 33 | 32 | 0 | -34 | 0 | Quoted shares | 511 | FAS | |
| -60 | 0 | 483 | 0 | 0 | -137 | -137 | -137 | 0 | 0 | 0 | Unquoted shares | 512 | FAS | |
| -12 | 0 | 0 | 0 | 0 | 136 | 233 | 137 | 96 | -97 | 0 | Other equity | 513 | FAS | |
| 0 | 0 | 0 | 0 | 0 | 11 | 4 | 4 | -1 | 7 | 0 | Mutual funds shares | 52 | FAS | |
| 0 | 0 | 0 | 0 | 0 | 0 | 0 | 0 | 0 | 0 | 0 | Insurance technical reserves | 6 | FAS | |
| 0 | 0 | 0 | 0 | 0 | 0 | 0 | 0 | 0 | 0 | 0 | Life insurance reserves | 611 | FAS | |
| 0 | 0 | 0 | 0 | 0 | 0 | 0 | 0 | 0 | 0 | 0 | Pension fund reserves | 612 | FAS | |
| 0 | 0 | 0 | 0 | 0 | 0 | 0 | 0 | 0 | 0 | 0 | Other technical reserves | 62 | FAS | |
| -12 | 0 | -8 | 7 | 0 | -4 | -2 | -2 | 0 | -2 | 0 | Other accounts receivable | 7 | FAS | |
| 0 | 0 | 0 | 0 | 0 | 0 | 1 | 0 | 1 | -1 | 0 | Trade credits and advances | 71 | FAS | |
| -12 | 0 | -8 | 8 | 0 | -4 | -3 | -2 | -1 | -1 | 0 | Other | 79 | FAS | |
| 417 | -1 | -6 | -15 | 3 | 124 | 11 | -64 | 75 | 114 | | Liabilities | F | LIA | |
| -2 | 0 | 0 | 0 | 0 | 0 | 0 | 0 | 0 | 0 | 0 | Currency and deposits | 2 | LIA | |
| 0 | 0 | 0 | 0 | 0 | 0 | 0 | 0 | 0 | 0 | 0 | Currency | 21 | LIA | |
| 0 | 0 | 0 | 0 | 0 | 0 | 0 | 0 | 0 | 0 | 0 | Transferable deposits | 22 | LIA | |
| -2 | 0 | 0 | 0 | 0 | 0 | 0 | 0 | 0 | 0 | 0 | Other deposits | 29 | LIA | |
| 13 | 0 | 8 | -22 | 1 | 132 | 20 | -57 | 78 | 112 | 0 | Securities other than shares | 3 | LIA | |
| 3 | 0 | 0 | -11 | 0 | -82 | -82 | -82 | 0 | 0 | 0 | Short-term | 331 | LIA | |
| 11 | 0 | 8 | -11 | 1 | 214 | 103 | 25 | 78 | 112 | 0 | Long-term | 332 | LIA | |
| 0 | 0 | 0 | 0 | 0 | 0 | 0 | 0 | 0 | 0 | 0 | Financial derivatives | 34 | LIA | |
| 0 | 1 | 0 | 0 | 0 | 0 | -1 | 2 | -3 | 1 | 0 | Loans | 4 | LIA | |
| 0 | 0 | -2 | 0 | 0 | 0 | 0 | 0 | 0 | 0 | 0 | Short-term | 41 | LIA | |
| 0 | 0 | 2 | 0 | 0 | 0 | -1 | 2 | -3 | 1 | 0 | Long-term | 42 | LIA | |
| 424 | 0 | -13 | 0 | 0 | 0 | 0 | 0 | 0 | 0 | 0 | Shares and other equity | 5 | LIA | |
| 0 | 0 | 0 | 0 | 0 | 0 | 0 | 0 | 0 | 0 | 0 | Quoted shares | 511 | LIA | |
| 436 | 0 | -13 | 0 | 0 | 0 | 0 | 0 | 0 | 0 | 0 | Unquoted shares | 512 | LIA | |
| -12 | 0 | 0 | 0 | 0 | 0 | 0 | 0 | 0 | 0 | 0 | Other equity | 513 | LIA | |
| 0 | 0 | 0 | 0 | 0 | 0 | 0 | 0 | 0 | 0 | 0 | Mutual funds shares | 52 | LIA | |
| 0 | 0 | 0 | 0 | 0 | 0 | 0 | 0 | 0 | 0 | 0 | Insurance technical reserves | 6 | LIA | |
| 0 | 0 | 0 | 0 | 0 | 0 | 0 | 0 | 0 | 0 | 0 | Life insurance reserves | 611 | LIA | |
| 0 | 0 | 0 | 0 | 0 | 0 | 0 | 0 | 0 | 0 | 0 | Pension fund reserves | 612 | LIA | |
| 0 | 0 | 0 | 0 | 0 | 0 | 0 | 0 | 0 | 0 | 0 | Other technical reserves | 62 | LIA | |
| -18 | -1 | -1 | 7 | 2 | -8 | -9 | -9 | 0 | 1 | 0 | Other accounts payable | 7 | LIA | |
| 0 | 0 | 0 | 2 | 0 | -5 | -6 | -6 | 0 | 1 | 0 | Trade credits and advances | 71 | LIA | |
| -18 | -1 | -1 | 6 | 2 | -3 | -2 | -3 | 0 | 0 | 0 | Other | 79 | LIA | |
| -482 | 2 | 480 | 22 | -5 | -119 | 121 | 101 | 20 | -240 | | Net financial assets | | NETO | |
| Centralna država/ Central government | Lokalna država/ Local government | Skлади socialne varnosti/ Social security funds | Gospodinjstva/ Households | Nepr. instit., ki opravljajo storitve za gospod./ Non-profit institutions serving households | Tujina/ Rest of the world | EU/ European Union | EMU/ Members of the EMU | Ostale članice EU/ European Union, not EMU | Ostali (izven EU)/ Others (not EU) | | | | | |
| S1311 | S1313 | S1314 | S14 | S15 | S2 | S21 | S2111 | S2112 | S22 | | | | | |

B.1.6.3.

S.13 - država

B.1.6.4. Nekonsolidirani finančni računi - stanja 2013 (konec leta)

v mio EUR

| Vrsta post. | Oznaka | Finančni instrumenti | Institucionalni sektorji | | | | | | | | |
|-------------|--------|--|--|---|--|----------------------------------|--|---|--|---|-------------------------------|
| | | | S1 | S11 | S12 | S121 | S122 | S123 | S124 | S125 | S13 |
| FSR | F | Finančna sredstva | 23.728 | 11.226 | 7.387 | 2.653 | 4.099 | 95 | 13 | 526 | 4.647 |
| FSR | 1 | Monetarno zlato in SDR | 0 | 0 | 0 | 0 | 0 | 0 | 0 | 0 | 0 |
| FSR | 2 | Gotovina in vloge | 5.420 | 0 | 3.435 | 1.828 | 1.607 | 0 | 0 | 0 | 1.985 |
| FSR | 21 | Gotovina | 0 | 0 | 0 | 0 | 0 | 0 | 0 | 0 | 0 |
| FSR | 22 | Prenosljive vloge | 552 | 0 | 552 | 369 | 183 | 0 | 0 | 0 | 0 |
| FSR | 29 | Druge vloge | 4.867 | 0 | 2.882 | 1.459 | 1.424 | 0 | 0 | 0 | 1.985 |
| FSR | 3 | Vrednostni papirji razen delnic | 453 | 31 | 28 | 0 | 24 | 0 | 0 | 4 | 394 |
| FSR | 331 | Kratkoročni | 26 | 5 | 2 | 0 | 2 | 0 | 0 | 0 | 19 |
| FSR | 332 | Dolgoročni | 427 | 25 | 26 | 0 | 22 | 0 | 0 | 4 | 376 |
| FSR | 34 | Izvedeni finančni instrumenti | 1 | 0 | 0 | 0 | 0 | 0 | 0 | 0 | 0 |
| FSR | 4 | Posojila | 1.458 | 1.140 | 111 | 0 | 64 | 44 | 3 | 0 | 109 |
| FSR | 41 | Kratkoročna | 343 | 311 | 20 | 0 | 0 | 18 | 2 | 0 | 8 |
| FSR | 42 | Dolgoročna | 114 | 829 | 91 | 0 | 64 | 26 | 2 | 0 | 102 |
| FSR | 5 | Delnice in drug lastniški kapital | 13.275 | 8.172 | 3.718 | 823 | 2.372 | 29 | 8 | 487 | 1.385 |
| FSR | 511 | Delnice, ki kotirajo | 1.718 | 1.412 | 306 | 0 | 0 | 0 | 0 | 306 | 0 |
| FSR | 512 | Delnice, ki ne kotirajo | 7.375 | 3.512 | 2.555 | 0 | 2.371 | 0 | 2 | 181 | 1.308 |
| FSR | 513 | Drug lastniški kapital | 4.153 | 3.248 | 828 | 823 | 0 | 0 | 5 | 0 | 77 |
| FSR | 52 | Delnice/enote investicijskih skladov | 29 | 0 | 29 | 0 | 1 | 29 | 0 | 0 | 0 |
| FSR | 6 | Zavarovalno tehnične rezervacije | 2 | 0 | 2 | 0 | 0 | 0 | 0 | 2 | 0 |
| FSR | 611 | Rezervacije iz življenjskih zavarovanj | 0 | 0 | 0 | 0 | 0 | 0 | 0 | 0 | 0 |
| FSR | 612 | Rezervacije iz pokojninskih zavarovanj | 0 | 0 | 0 | 0 | 0 | 0 | 0 | 0 | 0 |
| FSR | 62 | Druge tehnične rezervacije | 2 | 0 | 2 | 0 | 0 | 0 | 0 | 2 | 0 |
| FSR | 7 | Druge terjatve | 3.121 | 1.884 | 92 | 2 | 32 | 23 | 2 | 33 | 774 |
| FSR | 71 | Trgovinski krediti in avansi | 382 | 326 | 7 | 1 | 0 | 5 | 0 | 1 | 0 |
| FSR | 79 | Drugo | 2.739 | 1.557 | 86 | 2 | 32 | 18 | 1 | 33 | 774 |
| OBV | F | Obveznosti | 16.749 | 1.547 | 9.328 | 238 | 7.275 | 148 | 15 | 1.651 | 4.647 |
| OBV | 2 | Gotovina in vloge | 2.077 | 36 | 3 | 0 | 0 | 0 | 3 | 0 | 1.985 |
| OBV | 21 | Gotovina | 54 | 0 | 0 | 0 | 0 | 0 | 0 | 0 | 0 |
| OBV | 22 | Prenosljive vloge | 0 | 0 | 0 | 0 | 0 | 0 | 0 | 0 | 0 |
| OBV | 29 | Druge vloge | 2.023 | 36 | 3 | 0 | 0 | 0 | 3 | 0 | 1.985 |
| OBV | 3 | Vrednostni papirji razen delnic | 8.161 | 53 | 7.487 | 238 | 5.583 | 31 | 4 | 1.632 | 394 |
| OBV | 331 | Kratkoročni | 566 | 1 | 540 | 12 | 424 | 2 | 0 | 101 | 19 |
| OBV | 332 | Dolgoročni | 7.592 | 52 | 6.944 | 226 | 5.155 | 28 | 4 | 1.531 | 376 |
| OBV | 34 | Izvedeni finančni instrumenti | 4 | 0 | 4 | 0 | 4 | 0 | 0 | 0 | 0 |
| OBV | 4 | Posojila | 2.034 | 160 | 1.758 | 0 | 1.673 | 85 | 0 | 0 | 109 |
| OBV | 41 | Kratkoročna | 57 | 8 | 41 | 0 | 41 | 0 | 0 | 0 | 8 |
| OBV | 42 | Dolgoročna | 1.977 | 152 | 1.718 | 0 | 1.633 | 85 | 0 | 0 | 102 |
| OBV | 5 | Delnice in drug lastniški kapital | 1.430 | 44 | 0 | 0 | 0 | 0 | 0 | 0 | 1.385 |
| OBV | 511 | Delnice, ki kotirajo | 0 | 0 | 0 | 0 | 0 | 0 | 0 | 0 | 0 |
| OBV | 512 | Delnice, ki ne kotirajo | 1.309 | 0 | 0 | 0 | 0 | 0 | 0 | 0 | 1.308 |
| OBV | 513 | Drug lastniški kapital | 121 | 44 | 0 | 0 | 0 | 0 | 0 | 0 | 77 |
| OBV | 52 | Delnice/enote investicijskih skladov | 0 | 0 | 0 | 0 | 0 | 0 | 0 | 0 | 0 |
| OBV | 6 | Zavarovalno tehnične rezervacije | 0 | 0 | 0 | 0 | 0 | 0 | 0 | 0 | 0 |
| OBV | 611 | Rezervacije iz življenjskih zavarovanj | 0 | 0 | 0 | 0 | 0 | 0 | 0 | 0 | 0 |
| OBV | 612 | Rezervacije iz pokojninskih zavarovanj | 0 | 0 | 0 | 0 | 0 | 0 | 0 | 0 | 0 |
| OBV | 62 | Druge tehnične rezervacije | 0 | 0 | 0 | 0 | 0 | 0 | 0 | 0 | 0 |
| OBV | 7 | Druge obveznosti | 3.046 | 1.254 | 79 | 0 | 19 | 32 | 8 | 18 | 774 |
| OBV | 71 | Trgovinski krediti in avansi | 799 | 738 | 14 | 0 | 1 | 9 | 3 | 1 | 0 |
| OBV | 79 | Drugo | 2.247 | 516 | 65 | 0 | 18 | 23 | 6 | 17 | 774 |
| NETO | | Neto finančna sredstva | 6.980 | 9.679 | -1.941 | 2.415 | -3.176 | -53 | -3 | -1.125 | 0 |
| | | | Gospodarstvo Slovenije/ Total economy | Ne finančne družbe/ Non-financial corporations | Finančne družbe/ Financial corporations | Centralna banka/ Central Bank | Druge denarne finančne institucije/ Other monetary financial institutions | Druge finančni posredniki / Other financial intermediaries | Izvajalci pomožnih finančnih dejavnosti/ Financial auxiliaries | Zavarovalnice in pokojninski sklad/ Insurance corporations and pension funds | Država/ General government |
| | | | S1 | S11 | S12 | S121 | S122 | S123 | S124 | S125 | S13 |

S.13 - General government

Non-consolidated financial accounts - outstanding amounts 2013 (end of year)

B.1.6.4.

EUR millions

| Institutional sectors | | | | | | | | | | | Financial instruments | Code | Item type | |
|---|-------------------------------------|--|------------------------------|--|------------------------------|-----------------------|----------------------------|---|---------------------------------------|--|------------------------------|------|-----------|--|
| S1311 | S1313 | S1314 | S14 | S15 | S2 | S21 | S2111 | S2112 | S22 | | | | | |
| 3460 | 174 | 1013 | 448 | 20 | 2560 | 2435 | 2275 | 160 | 125 | | Financial assets | F | FAS | |
| 0 | 0 | 0 | 0 | 0 | 0 | 0 | 0 | 0 | 0 | | Monetary gold and SDRs | 1 | FAS | |
| 1985 | 0 | 0 | 0 | 0 | 541 | 541 | 540 | 0 | 1 | | Currency and deposits | 2 | FAS | |
| 0 | 0 | 0 | 0 | 0 | 0 | 0 | 0 | 0 | 0 | | Currency | 21 | FAS | |
| 0 | 0 | 0 | 0 | 0 | 2 | 1 | 1 | 0 | 1 | | Transferable deposits | 22 | FAS | |
| 1985 | 0 | 0 | 0 | 0 | 540 | 540 | 540 | 0 | 0 | | Other deposits | 29 | FAS | |
| 394 | 0 | 0 | 0 | 0 | 145 | 129 | 105 | 24 | 16 | | Securities other than shares | 3 | FAS | |
| 19 | 0 | 0 | 0 | 0 | 0 | 0 | 0 | 0 | 0 | | Short-term | 331 | FAS | |
| 376 | 0 | 0 | 0 | 0 | 145 | 129 | 105 | 24 | 16 | | Long-term | 332 | FAS | |
| 0 | 0 | 0 | 0 | 0 | 0 | 0 | 0 | 0 | 0 | | Financial derivatives | 34 | FAS | |
| 9 | 100 | 0 | 84 | 14 | 1162 | 1162 | 1162 | 0 | 0 | | Loans | 4 | FAS | |
| 7 | 1 | 0 | 5 | 0 | 0 | 0 | 0 | 0 | 0 | | Short-term | 41 | FAS | |
| 2 | 100 | 0 | 79 | 13 | 1162 | 1162 | 1162 | 0 | 0 | | Long-term | 42 | FAS | |
| 465 | 0 | 920 | 0 | 0 | 578 | 501 | 390 | 111 | 77 | | Shares and other equity | 5 | FAS | |
| 0 | 0 | 0 | 0 | 0 | 41 | 35 | 34 | 1 | 6 | | Quoted shares | 511 | FAS | |
| 388 | 0 | 920 | 0 | 0 | 1 | 0 | 0 | 0 | 1 | | Unquoted shares | 512 | FAS | |
| 77 | 0 | 0 | 0 | 0 | 402 | 391 | 282 | 108 | 12 | | Other equity | 513 | FAS | |
| 0 | 0 | 0 | 0 | 0 | 134 | 76 | 74 | 2 | 58 | | Mutual funds shares | 52 | FAS | |
| 0 | 0 | 0 | 0 | 0 | 0 | 0 | 0 | 0 | 0 | | Insurance technical reserves | 6 | FAS | |
| 0 | 0 | 0 | 0 | 0 | 0 | 0 | 0 | 0 | 0 | | Life insurance reserves | 611 | FAS | |
| 0 | 0 | 0 | 0 | 0 | 0 | 0 | 0 | 0 | 0 | | Pension fund reserves | 612 | FAS | |
| 0 | 0 | 0 | 0 | 0 | 0 | 0 | 0 | 0 | 0 | | Other technical reserves | 62 | FAS | |
| 607 | 74 | 93 | 364 | 7 | 133 | 102 | 77 | 25 | 31 | | Other accounts receivable | 7 | FAS | |
| 0 | 0 | 0 | 46 | 4 | 41 | 38 | 36 | 2 | 3 | | Trade credits and advances | 71 | FAS | |
| 607 | 74 | 93 | 319 | 3 | 92 | 64 | 42 | 22 | 28 | | Other | 79 | FAS | |
| 4.414 | 135 | 97 | 1150 | 77 | 16288 | 11950 | 8393 | 3557 | 4338 | | Liabilities | F | LIA | |
| 1985 | 0 | 0 | 54 | 0 | 0 | 0 | 0 | 0 | 0 | | Currency and deposits | 2 | LIA | |
| 0 | 0 | 0 | 54 | 0 | 0 | 0 | 0 | 0 | 0 | | Currency | 21 | LIA | |
| 0 | 0 | 0 | 0 | 0 | 0 | 0 | 0 | 0 | 0 | | Transferable deposits | 22 | LIA | |
| 1985 | 0 | 0 | 0 | 0 | 0 | 0 | 0 | 0 | 0 | | Other deposits | 29 | LIA | |
| 307 | 0 | 87 | 204 | 23 | 14678 | 10366 | 7186 | 3180 | 4312 | | Securities other than shares | 3 | LIA | |
| 19 | 0 | 0 | 7 | 0 | 47 | 43 | 43 | 0 | 4 | | Short-term | 331 | LIA | |
| 288 | 0 | 87 | 197 | 23 | 14631 | 10323 | 7143 | 3180 | 4308 | | Long-term | 332 | LIA | |
| 0 | 0 | 0 | 0 | 0 | 0 | 0 | 0 | 0 | 0 | | Financial derivatives | 34 | LIA | |
| 102 | 5 | 2 | 6 | 0 | 1294 | 1293 | 932 | 362 | 1 | | Loans | 4 | LIA | |
| 7 | 0 | 0 | 1 | 0 | 0 | 0 | 0 | 0 | 0 | | Short-term | 41 | LIA | |
| 95 | 5 | 2 | 6 | 0 | 1294 | 1293 | 932 | 362 | 1 | | Long-term | 42 | LIA | |
| 1378 | 1 | 7 | 1 | 0 | 0 | 0 | 0 | 0 | 0 | | Shares and other equity | 5 | LIA | |
| 0 | 0 | 0 | 0 | 0 | 0 | 0 | 0 | 0 | 0 | | Quoted shares | 511 | LIA | |
| 1301 | 1 | 7 | 1 | 0 | 0 | 0 | 0 | 0 | 0 | | Unquoted shares | 512 | LIA | |
| 77 | 0 | 0 | 0 | 0 | 0 | 0 | 0 | 0 | 0 | | Other equity | 513 | LIA | |
| 0 | 0 | 0 | 0 | 0 | 0 | 0 | 0 | 0 | 0 | | Mutual funds shares | 52 | LIA | |
| 0 | 0 | 0 | 0 | 0 | 0 | 0 | 0 | 0 | 0 | | Insurance technical reserves | 6 | LIA | |
| 0 | 0 | 0 | 0 | 0 | 0 | 0 | 0 | 0 | 0 | | Life insurance reserves | 611 | LIA | |
| 0 | 0 | 0 | 0 | 0 | 0 | 0 | 0 | 0 | 0 | | Pension fund reserves | 612 | LIA | |
| 0 | 0 | 0 | 0 | 0 | 0 | 0 | 0 | 0 | 0 | | Other technical reserves | 62 | LIA | |
| 643 | 129 | 2 | 885 | 54 | 317 | 291 | 276 | 15 | 26 | | Other accounts payable | 7 | LIA | |
| 0 | 0 | 0 | 39 | 8 | 253 | 227 | 223 | 4 | 26 | | Trade credits and advances | 71 | LIA | |
| 643 | 129 | 2 | 846 | 46 | 64 | 63 | 52 | 11 | 0 | | Other | 79 | LIA | |
| -954 | 39 | 916 | -702 | -57 | -13728 | -9515 | -6119 | -3396 | -4214 | | Net financial assets | | NETO | |
| Centralna država/ Central government | Lokalna država/ Local government | Skлади socialne varnosti/ Social security funds | Gospodinjstva/ Households | Nepr. instit. ki opravljajo storitve za gospod./ Non-profit institutions serving households | Tujina/ Rest of the world | EU/ European Union | EMU/ Members of the EMU | Ostale članice EU/ European Union, not EMU | Ostali (izven EU)/ Others (not EU) | | | | | |
| S1311 | S1313 | S1314 | S14 | S15 | S2 | S21 | S2111 | S2112 | S22 | | | | | |

B.1.6.4.

S.14 - gospodinjstva

B.1.7.1. Nekonsolidirani finančni računi - stanja 2012 (konec leta)

v mio EUR

| Vrsta post. | Oznaka | Finančni instrumenti | Institucionalni sektorji | | | | | | | | |
|-------------|--------|--|--|---|--|----------------------------------|--|---|--|---|-------------------------------|
| | | | S1 | S11 | S12 | S121 | S122 | S123 | S124 | S125 | S13 |
| FSR | F | Finančna sredstva | 35.748 | 9.511 | 25.351 | 3.429 | 15.011 | 996 | 74 | 5.841 | 886 |
| FSR | 1 | Monetarno zlato in SDR | 0 | 0 | 0 | 0 | 0 | 0 | 0 | 0 | 0 |
| FSR | 2 | Gotovina in vloge | 18.297 | 0 | 18.247 | 3.394 | 14.853 | 0 | 0 | 0 | 50 |
| FSR | 21 | Gotovina | 3.444 | 0 | 3.394 | 3.394 | 0 | 0 | 0 | 0 | 50 |
| FSR | 22 | Prenosljive vloge | 6.327 | 0 | 6.327 | 0 | 6.327 | 0 | 0 | 0 | 0 |
| FSR | 29 | Druge vloge | 8.526 | 0 | 8.526 | 0 | 8.526 | 0 | 0 | 0 | 0 |
| FSR | 3 | Vrednostni papirji razen delnic | 309 | 32 | 71 | 0 | 66 | 0 | 1 | 4 | 205 |
| FSR | 331 | Kratkoročni | 19 | 7 | 1 | 0 | 0 | 0 | 0 | 0 | 11 |
| FSR | 332 | Dolgoročni | 290 | 25 | 71 | 0 | 65 | 0 | 1 | 4 | 194 |
| FSR | 34 | Izvedeni finančni instrumenti | 0 | 0 | 0 | 0 | 0 | 0 | 0 | 0 | 0 |
| FSR | 4 | Posojila | 740 | 692 | 42 | 0 | 0 | 15 | 27 | 0 | 6 |
| FSR | 41 | Kratkoročna | 285 | 261 | 24 | 0 | 0 | 9 | 15 | 0 | 0 |
| FSR | 42 | Dolgoročna | 455 | 431 | 18 | 0 | 0 | 5 | 13 | 0 | 6 |
| FSR | 5 | Delnice in drug lastniški kapital | 10.033 | 7.501 | 2.530 | 0 | 63 | 959 | 37 | 1.472 | 1 |
| FSR | 511 | Delnice, ki kotirajo | 1.135 | 1.073 | 62 | 0 | 11 | 4 | 0 | 48 | 0 |
| FSR | 512 | Delnice, ki ne kotirajo | 1.026 | 963 | 62 | 0 | 40 | 11 | 10 | 1 | 1 |
| FSR | 513 | Drug lastniški kapital | 5.581 | 5.466 | 115 | 0 | 0 | 16 | 26 | 73 | 0 |
| FSR | 52 | Delnice/enote investicijskih skladov | 2.291 | 0 | 2.291 | 0 | 12 | 929 | 0 | 1.350 | 0 |
| FSR | 6 | Zavarovalno tehnične rezervacije | 4.325 | 0 | 4.325 | 0 | 0 | 0 | 0 | 4.325 | 0 |
| FSR | 611 | Rezervacije iz življenjskih zavarovanj | 2.437 | 0 | 2.437 | 0 | 0 | 0 | 0 | 2.437 | 0 |
| FSR | 612 | Rezervacije iz pokojninskih zavarovanj | 1.189 | 0 | 1.189 | 0 | 0 | 0 | 0 | 1.189 | 0 |
| FSR | 62 | Druge tehnične rezervacije | 699 | 0 | 699 | 0 | 0 | 0 | 0 | 699 | 0 |
| FSR | 7 | Druge terjatve | 2.044 | 1.286 | 135 | 35 | 30 | 21 | 9 | 39 | 624 |
| FSR | 71 | Trgovinski krediti in avansi | 470 | 396 | 32 | 0 | 1 | 9 | 2 | 21 | 42 |
| FSR | 79 | Drugo | 1.575 | 890 | 103 | 35 | 29 | 13 | 7 | 19 | 582 |
| OBV | F | Obveznosti | 12.098 | 1.167 | 10.535 | 2 | 9.288 | 1.086 | 23 | 136 | 396 |
| OBV | 2 | Gotovina in vloge | 0 | 0 | 0 | 0 | 0 | 0 | 0 | 0 | 0 |
| OBV | 21 | Gotovina | 0 | 0 | 0 | 0 | 0 | 0 | 0 | 0 | 0 |
| OBV | 22 | Prenosljive vloge | 0 | 0 | 0 | 0 | 0 | 0 | 0 | 0 | 0 |
| OBV | 29 | Druge vloge | 0 | 0 | 0 | 0 | 0 | 0 | 0 | 0 | 0 |
| OBV | 3 | Vrednostni papirji razen delnic | 0 | 0 | 0 | 0 | 0 | 0 | 0 | 0 | 0 |
| OBV | 331 | Kratkoročni | 0 | 0 | 0 | 0 | 0 | 0 | 0 | 0 | 0 |
| OBV | 332 | Dolgoročni | 0 | 0 | 0 | 0 | 0 | 0 | 0 | 0 | 0 |
| OBV | 34 | Izvedeni finančni instrumenti | 0 | 0 | 0 | 0 | 0 | 0 | 0 | 0 | 0 |
| OBV | 4 | Posojila | 10.656 | 294 | 10.289 | 0 | 9.253 | 1.003 | 19 | 14 | 73 |
| OBV | 41 | Kratkoročna | 1.167 | 161 | 1.006 | 0 | 956 | 26 | 17 | 7 | 0 |
| OBV | 42 | Dolgoročna | 9.489 | 133 | 9.284 | 0 | 8.297 | 978 | 2 | 7 | 72 |
| OBV | 5 | Delnice in drug lastniški kapital | 0 | 0 | 0 | 0 | 0 | 0 | 0 | 0 | 0 |
| OBV | 511 | Delnice, ki kotirajo | 0 | 0 | 0 | 0 | 0 | 0 | 0 | 0 | 0 |
| OBV | 512 | Delnice, ki ne kotirajo | 0 | 0 | 0 | 0 | 0 | 0 | 0 | 0 | 0 |
| OBV | 513 | Drug lastniški kapital | 0 | 0 | 0 | 0 | 0 | 0 | 0 | 0 | 0 |
| OBV | 52 | Delnice/enote investicijskih skladov | 0 | 0 | 0 | 0 | 0 | 0 | 0 | 0 | 0 |
| OBV | 6 | Zavarovalno tehnične rezervacije | 0 | 0 | 0 | 0 | 0 | 0 | 0 | 0 | 0 |
| OBV | 611 | Rezervacije iz življenjskih zavarovanj | 0 | 0 | 0 | 0 | 0 | 0 | 0 | 0 | 0 |
| OBV | 612 | Rezervacije iz pokojninskih zavarovanj | 0 | 0 | 0 | 0 | 0 | 0 | 0 | 0 | 0 |
| OBV | 62 | Druge tehnične rezervacije | 0 | 0 | 0 | 0 | 0 | 0 | 0 | 0 | 0 |
| OBV | 7 | Druge obveznosti | 1.442 | 873 | 246 | 2 | 35 | 83 | 4 | 122 | 324 |
| OBV | 71 | Trgovinski krediti in avansi | 944 | 715 | 184 | 0 | 2 | 71 | 1 | 111 | 45 |
| OBV | 79 | Drugo | 498 | 158 | 62 | 2 | 33 | 12 | 4 | 11 | 279 |
| NETO | | Neto finančna sredstva | 23.650 | 8.344 | 14.816 | 3.427 | 5.723 | -90 | 52 | 5.704 | 490 |
| | | | Gospodarstvo Slovenije/ Total economy | Ne finančne družbe/ Non-financial corporations | Finančne družbe/ Financial corporations | Centralna banka/ Central Bank | Druge denarne finančne institucije/ Other monetary financial institutions | Drugi finančni posredniki / Other financial intermediaries | Izvajalci pomožnih finančnih dejavnosti/ Financial auxiliaries | Zavarovalnice in pokojninski sklad/ Insurance corporations and pension funds | Država/ General government |
| | | | S1 | S11 | S12 | S121 | S122 | S123 | S124 | S125 | S13 |

S.14 - Households

Non-consolidated financial accounts - outstanding amounts 2012 (end of year)

B.1.71.

EUR millions

| Institutional sectors | | | | | | | | | | | Financial instruments | Code | Item type |
|---|-------------------------------------|--|------------------------------|---|------------------------------|-----------------------|----------------------------|---|---------------------------------------|------------------------------|-----------------------|------|-----------|
| S1311 | S1313 | S1314 | S14 | S15 | S2 | S21 | S2111 | S2112 | S22 | | | | |
| 829 | 42 | 15 | 0 | 0 | 1708 | 963 | 910 | 53 | 744 | Financial assets | F | FAS | |
| 0 | 0 | 0 | 0 | 0 | 0 | 0 | 0 | 0 | 0 | Monetary gold and SDRs | 1 | FAS | |
| 50 | 0 | 0 | 0 | 0 | 1162 | 591 | 569 | 22 | 570 | Currency and deposits | 2 | FAS | |
| 50 | 0 | 0 | 0 | 0 | 570 | 0 | 0 | 0 | 570 | Currency | 21 | FAS | |
| 0 | 0 | 0 | 0 | 0 | 0 | 0 | 0 | 0 | 0 | Transferable deposits | 22 | FAS | |
| 0 | 0 | 0 | 0 | 0 | 591 | 591 | 569 | 22 | 0 | Other deposits | 29 | FAS | |
| 205 | 0 | 0 | 0 | 0 | 56 | 44 | 37 | 8 | 12 | Securities other than shares | 3 | FAS | |
| 11 | 0 | 0 | 0 | 0 | 0 | 0 | 0 | 0 | 0 | Short-term | 331 | FAS | |
| 194 | 0 | 0 | 0 | 0 | 49 | 37 | 29 | 8 | 12 | Long-term | 332 | FAS | |
| 0 | 0 | 0 | 0 | 0 | 7 | 7 | 7 | 0 | 0 | Financial derivatives | 34 | FAS | |
| 0 | 6 | 0 | 0 | 0 | 0 | 0 | 0 | 0 | 0 | Loans | 4 | FAS | |
| 0 | 0 | 0 | 0 | 0 | 0 | 0 | 0 | 0 | 0 | Short-term | 41 | FAS | |
| 0 | 6 | 0 | 0 | 0 | 0 | 0 | 0 | 0 | 0 | Long-term | 42 | FAS | |
| 1 | 0 | 0 | 0 | 0 | 385 | 226 | 214 | 12 | 159 | Shares and other equity | 5 | FAS | |
| 0 | 0 | 0 | 0 | 0 | 192 | 68 | 56 | 12 | 124 | Quoted shares | 511 | FAS | |
| 1 | 0 | 0 | 0 | 0 | 0 | 0 | 0 | 0 | 0 | Unquoted shares | 512 | FAS | |
| 0 | 0 | 0 | 0 | 0 | 0 | 0 | 0 | 0 | 0 | Other equity | 513 | FAS | |
| 0 | 0 | 0 | 0 | 0 | 192 | 157 | 157 | 0 | 35 | Mutual funds shares | 52 | FAS | |
| 0 | 0 | 0 | 0 | 0 | 99 | 98 | 88 | 10 | 1 | Insurance technical reserves | 6 | FAS | |
| 0 | 0 | 0 | 0 | 0 | 99 | 98 | 88 | 10 | 1 | Life insurance reserves | 611 | FAS | |
| 0 | 0 | 0 | 0 | 0 | 0 | 0 | 0 | 0 | 0 | Pension fund reserves | 612 | FAS | |
| 0 | 0 | 0 | 0 | 0 | 0 | 0 | 0 | 0 | 0 | Other technical reserves | 62 | FAS | |
| 572 | 37 | 15 | 0 | 0 | 6 | 4 | 3 | 1 | 2 | Other accounts receivable | 7 | FAS | |
| 20 | 11 | 10 | 0 | 0 | 6 | 4 | 3 | 1 | 2 | Trade credits and advances | 71 | FAS | |
| 552 | 25 | 5 | 0 | 0 | 0 | 0 | 0 | 0 | 0 | Other | 79 | FAS | |
| 338 | 52 | 7 | 0 | 0 | 5 | 5 | 3 | 1 | 1 | Liabilities | F | LIA | |
| 0 | 0 | 0 | 0 | 0 | 0 | 0 | 0 | 0 | 0 | Currency and deposits | 2 | LIA | |
| 0 | 0 | 0 | 0 | 0 | 0 | 0 | 0 | 0 | 0 | Currency | 21 | LIA | |
| 0 | 0 | 0 | 0 | 0 | 0 | 0 | 0 | 0 | 0 | Transferable deposits | 22 | LIA | |
| 0 | 0 | 0 | 0 | 0 | 0 | 0 | 0 | 0 | 0 | Other deposits | 29 | LIA | |
| 0 | 0 | 0 | 0 | 0 | 0 | 0 | 0 | 0 | 0 | Securities other than shares | 3 | LIA | |
| 0 | 0 | 0 | 0 | 0 | 0 | 0 | 0 | 0 | 0 | Short-term | 331 | LIA | |
| 0 | 0 | 0 | 0 | 0 | 0 | 0 | 0 | 0 | 0 | Long-term | 332 | LIA | |
| 0 | 0 | 0 | 0 | 0 | 0 | 0 | 0 | 0 | 0 | Financial derivatives | 34 | LIA | |
| 70 | 2 | 0 | 0 | 0 | 1 | 1 | 1 | 0 | 0 | Loans | 4 | LIA | |
| 0 | 0 | 0 | 0 | 0 | 0 | 0 | 0 | 0 | 0 | Short-term | 41 | LIA | |
| 70 | 2 | 0 | 0 | 0 | 1 | 1 | 1 | 0 | 0 | Long-term | 42 | LIA | |
| 0 | 0 | 0 | 0 | 0 | 0 | 0 | 0 | 0 | 0 | Shares and other equity | 5 | LIA | |
| 0 | 0 | 0 | 0 | 0 | 0 | 0 | 0 | 0 | 0 | Quoted shares | 511 | LIA | |
| 0 | 0 | 0 | 0 | 0 | 0 | 0 | 0 | 0 | 0 | Unquoted shares | 512 | LIA | |
| 0 | 0 | 0 | 0 | 0 | 0 | 0 | 0 | 0 | 0 | Other equity | 513 | LIA | |
| 0 | 0 | 0 | 0 | 0 | 0 | 0 | 0 | 0 | 0 | Mutual funds shares | 52 | LIA | |
| 0 | 0 | 0 | 0 | 0 | 0 | 0 | 0 | 0 | 0 | Insurance technical reserves | 6 | LIA | |
| 0 | 0 | 0 | 0 | 0 | 0 | 0 | 0 | 0 | 0 | Life insurance reserves | 611 | LIA | |
| 0 | 0 | 0 | 0 | 0 | 0 | 0 | 0 | 0 | 0 | Pension fund reserves | 612 | LIA | |
| 0 | 0 | 0 | 0 | 0 | 0 | 0 | 0 | 0 | 0 | Other technical reserves | 62 | LIA | |
| 268 | 49 | 6 | 0 | 0 | 4 | 4 | 2 | 1 | 1 | Other accounts payable | 7 | LIA | |
| 21 | 23 | 1 | 0 | 0 | 4 | 4 | 2 | 1 | 1 | Trade credits and advances | 71 | LIA | |
| 247 | 26 | 6 | 0 | 0 | 0 | 0 | 0 | 0 | 0 | Other | 79 | LIA | |
| 491 | -10 | 9 | 0 | 0 | 1702 | 958 | 907 | 51 | 744 | Net financial assets | | NETO | |
| Centralna država/ Central government | Lokalna država/ Local government | Skлади socialne varnosti/ Social security funds | Gospodinjstva/ Households | Nepr. instit., ki opravljajo storitve za gospod./ Non-profit institutions serving households | Tujina/ Rest of the world | EU/ European Union | EMU/ Members of the EMU | Ostale članice EU/ European Union, not EMU | Ostali (izven EU)/ Others (not EU) | | | | |
| S1311 | S1313 | S1314 | S14 | S15 | S2 | S21 | S2111 | S2112 | S22 | | | | |

B.1.71.

S.14 - gospodinjstva

B.1.7.2. Nekonsolidirani finančni računi - transakcije 2013

v mio EUR

| Vrsta post. | Oznaka | Finančni instrumenti | Institucionalni sektorji | | | | | | | | |
|-------------|--------|--|--|---|--|----------------------------------|--|---|--|---|-------------------------------|
| | | | S1 | S11 | S12 | S121 | S122 | S123 | S124 | S125 | S13 |
| FSR | F | Finančna sredstva | 153 | -86 | -39 | 386 | -438 | -21 | -3 | 36 | 278 |
| FSR | 1 | Monetarno zlato in SDR | 0 | 0 | 0 | 0 | 0 | 0 | 0 | 0 | 0 |
| FSR | 2 | Gotovina in vloge | -39 | 0 | -43 | 386 | -429 | 0 | 0 | 0 | 3 |
| FSR | 21 | Gotovina | 390 | 0 | 386 | 386 | 0 | 0 | 0 | 0 | 3 |
| FSR | 22 | Prenosljive vloge | 7 | 0 | 7 | 0 | 7 | 0 | 0 | 0 | 0 |
| FSR | 29 | Druge vloge | -436 | 0 | -436 | 0 | -436 | 0 | 0 | 0 | 0 |
| FSR | 3 | Vrednostni papirji razen delnic | 10 | 0 | -10 | 0 | -7 | 0 | -1 | -3 | 20 |
| FSR | 331 | Kratkoročni | 4 | -3 | 0 | 0 | 0 | 0 | 0 | 0 | 7 |
| FSR | 332 | Dolgoročni | 6 | 3 | -11 | 0 | -7 | 0 | -1 | -3 | 14 |
| FSR | 34 | Izvedeni finančni instrumenti | 0 | 0 | 0 | 0 | 0 | 0 | 0 | 0 | 0 |
| FSR | 4 | Posojila | -20 | -18 | -3 | 0 | 0 | -2 | -1 | 0 | 1 |
| FSR | 41 | Kratkoročna | 2 | 3 | -1 | 0 | 0 | -2 | 0 | 0 | 0 |
| FSR | 42 | Dolgoročna | -22 | -21 | -1 | 0 | 0 | 0 | -1 | 0 | 0 |
| FSR | 5 | Delnice in drug lastniški kapital | 17 | -38 | 54 | 0 | 6 | -16 | -1 | 66 | 0 |
| FSR | 511 | Delnice, ki kotirajo | -19 | -23 | 4 | 0 | 0 | 0 | 0 | 3 | 0 |
| FSR | 512 | Delnice, ki ne kotirajo | -27 | -29 | 2 | 0 | 2 | 0 | -1 | 0 | 0 |
| FSR | 513 | Drug lastniški kapital | 13 | 14 | -1 | 0 | 0 | -1 | 0 | 0 | 0 |
| FSR | 52 | Delnice/enote investicijskih skladov | 50 | 0 | 50 | 0 | 3 | -15 | 0 | 63 | 0 |
| FSR | 6 | Zavarovalno tehnične rezervacije | -23 | 0 | -23 | 0 | 0 | 0 | 0 | -23 | 0 |
| FSR | 611 | Rezervacije iz življenjskih zavarovanj | 49 | 0 | 49 | 0 | 0 | 0 | 0 | 49 | 0 |
| FSR | 612 | Rezervacije iz pokojninskih zavarovanj | -49 | 0 | -49 | 0 | 0 | 0 | 0 | -49 | 0 |
| FSR | 62 | Druge tehnične rezervacije | -23 | 0 | -23 | 0 | 0 | 0 | 0 | -23 | 0 |
| FSR | 7 | Druge terjatve | 208 | -30 | -16 | 0 | -8 | -3 | -1 | -3 | 254 |
| FSR | 71 | Trgovinski krediti in avansi | -33 | -28 | -1 | 0 | 0 | 1 | 0 | -2 | -4 |
| FSR | 79 | Drugo | 242 | -2 | -15 | 0 | -8 | -4 | -1 | -1 | 258 |
| OBV | F | Obveznosti | -271 | 8 | -323 | 0 | -275 | -27 | -1 | -20 | 45 |
| OBV | 2 | Gotovina in vloge | 0 | 0 | 0 | 0 | 0 | 0 | 0 | 0 | 0 |
| OBV | 21 | Gotovina | 0 | 0 | 0 | 0 | 0 | 0 | 0 | 0 | 0 |
| OBV | 22 | Prenosljive vloge | 0 | 0 | 0 | 0 | 0 | 0 | 0 | 0 | 0 |
| OBV | 29 | Druge vloge | 0 | 0 | 0 | 0 | 0 | 0 | 0 | 0 | 0 |
| OBV | 3 | Vrednostni papirji razen delnic | 0 | 0 | 0 | 0 | 0 | 0 | 0 | 0 | 0 |
| OBV | 331 | Kratkoročni | 0 | 0 | 0 | 0 | 0 | 0 | 0 | 0 | 0 |
| OBV | 332 | Dolgoročni | 0 | 0 | 0 | 0 | 0 | 0 | 0 | 0 | 0 |
| OBV | 34 | Izvedeni finančni instrumenti | 0 | 0 | 0 | 0 | 0 | 0 | 0 | 0 | 0 |
| OBV | 4 | Posojila | -262 | 2 | -276 | 0 | -272 | -5 | -1 | 3 | 11 |
| OBV | 41 | Kratkoročna | -58 | -14 | -49 | 0 | -40 | -11 | -1 | 2 | 4 |
| OBV | 42 | Dolgoročna | -204 | 16 | -227 | 0 | -233 | 6 | -1 | 0 | 7 |
| OBV | 5 | Delnice in drug lastniški kapital | 0 | 0 | 0 | 0 | 0 | 0 | 0 | 0 | 0 |
| OBV | 511 | Delnice, ki kotirajo | 0 | 0 | 0 | 0 | 0 | 0 | 0 | 0 | 0 |
| OBV | 512 | Delnice, ki ne kotirajo | 0 | 0 | 0 | 0 | 0 | 0 | 0 | 0 | 0 |
| OBV | 513 | Drug lastniški kapital | 0 | 0 | 0 | 0 | 0 | 0 | 0 | 0 | 0 |
| OBV | 52 | Delnice/enote investicijskih skladov | 0 | 0 | 0 | 0 | 0 | 0 | 0 | 0 | 0 |
| OBV | 6 | Zavarovalno tehnične rezervacije | 0 | 0 | 0 | 0 | 0 | 0 | 0 | 0 | 0 |
| OBV | 611 | Rezervacije iz življenjskih zavarovanj | 0 | 0 | 0 | 0 | 0 | 0 | 0 | 0 | 0 |
| OBV | 612 | Rezervacije iz pokojninskih zavarovanj | 0 | 0 | 0 | 0 | 0 | 0 | 0 | 0 | 0 |
| OBV | 62 | Druge tehnične rezervacije | 0 | 0 | 0 | 0 | 0 | 0 | 0 | 0 | 0 |
| OBV | 7 | Druge obveznosti | -8 | 6 | -47 | 0 | -2 | -22 | 0 | -23 | 34 |
| OBV | 71 | Trgovinski krediti in avansi | -38 | -5 | -33 | 0 | 0 | -20 | 0 | -13 | 1 |
| OBV | 79 | Drugo | 29 | 11 | -14 | 0 | -2 | -2 | 0 | -10 | 33 |
| NETO | | Neto finančna sredstva | 423 | -94 | 284 | 386 | -164 | 6 | -1 | 56 | 234 |
| | | | Gospodarstvo Slovenije/ Total economy | Neto finančne družbe/ Non-financial corporations | Finančne družbe/ Financial corporations | Centralna banka/ Central Bank | Druge denarne finančne institucije/ Other monetary financial institutions | Druge finančni posredniki / Other financial intermediaries | Izvajalci pomožnih finančnih dejavnosti/ Financial auxiliaries | Zavarovalnice in pokojninski sklad/ Insurance corporations and pension funds | Država/ General government |
| | | | S1 | S11 | S12 | S121 | S122 | S123 | S124 | S125 | S13 |

S.14 - Households

Non-consolidated financial accounts - transactions 2013 B.1.7.2.

EUR millions

| Institutional sectors | | | | | | | | | | | Financial instruments | Code | Item type |
|---|-------------------------------------|--|------------------------------|---|------------------------------|-----------------------|----------------------------|---|---------------------------------------|------------------------------|-----------------------|------|-----------|
| S1311 | S1313 | S1314 | S14 | S15 | S2 | S21 | S2111 | S2112 | S22 | | | | |
| 224 | 42 | 13 | 0 | 0 | 2177 | 1977 | 1972 | 5 | 200 | Financial assets | F | FAS | |
| 0 | 0 | 0 | 0 | 0 | 0 | 0 | 0 | 0 | 0 | Monetary gold and SDRs | 1 | FAS | |
| 3 | 0 | 0 | 0 | 0 | 2194 | 1987 | 1986 | 1 | 207 | Currency and deposits | 2 | FAS | |
| 3 | 0 | 0 | 0 | 0 | 1773 | 1572 | 1572 | 0 | 201 | Currency | 21 | FAS | |
| 0 | 0 | 0 | 0 | 0 | 0 | 0 | 0 | 0 | 0 | Transferable deposits | 22 | FAS | |
| 0 | 0 | 0 | 0 | 0 | 421 | 415 | 415 | 1 | 6 | Other deposits | 29 | FAS | |
| 20 | 0 | 0 | 0 | 0 | -1 | -1 | -6 | 5 | 0 | Securities other than shares | 3 | FAS | |
| 7 | 0 | 0 | 0 | 0 | 0 | 0 | 0 | 0 | 0 | Short-term | 331 | FAS | |
| 14 | 0 | 0 | 0 | 0 | 1 | 0 | -5 | 5 | 0 | Long-term | 332 | FAS | |
| 0 | 0 | 0 | 0 | 0 | -1 | -1 | -1 | 0 | 0 | Financial derivatives | 34 | FAS | |
| 0 | 1 | 0 | 0 | 0 | 0 | 0 | 0 | 0 | 0 | Loans | 4 | FAS | |
| 0 | 0 | 0 | 0 | 0 | 0 | 0 | 0 | 0 | 0 | Short-term | 41 | FAS | |
| 0 | 0 | 0 | 0 | 0 | 0 | 0 | 0 | 0 | 0 | Long-term | 42 | FAS | |
| 0 | 0 | 0 | 0 | 0 | -16 | -10 | -9 | -2 | -6 | Shares and other equity | 5 | FAS | |
| 0 | 0 | 0 | 0 | 0 | -10 | -8 | -6 | -2 | -2 | Quoted shares | 511 | FAS | |
| 0 | 0 | 0 | 0 | 0 | 0 | 0 | 0 | 0 | 0 | Unquoted shares | 512 | FAS | |
| 0 | 0 | 0 | 0 | 0 | 0 | 0 | 0 | 0 | 0 | Other equity | 513 | FAS | |
| 0 | 0 | 0 | 0 | 0 | -6 | -2 | -2 | 0 | -4 | Mutual funds shares | 52 | FAS | |
| 0 | 0 | 0 | 0 | 0 | 3 | 3 | 3 | 0 | 0 | Insurance technical reserves | 6 | FAS | |
| 0 | 0 | 0 | 0 | 0 | 3 | 3 | 3 | 0 | 0 | Life insurance reserves | 611 | FAS | |
| 0 | 0 | 0 | 0 | 0 | 0 | 0 | 0 | 0 | 0 | Pension fund reserves | 612 | FAS | |
| 0 | 0 | 0 | 0 | 0 | 0 | 0 | 0 | 0 | 0 | Other technical reserves | 62 | FAS | |
| 200 | 41 | 13 | 0 | 0 | -4 | -2 | -3 | 0 | -2 | Other accounts receivable | 7 | FAS | |
| -3 | 2 | -3 | 0 | 0 | -4 | -2 | -3 | 0 | -2 | Trade credits and advances | 71 | FAS | |
| 203 | 39 | 16 | 0 | 0 | 0 | 0 | 0 | 0 | 0 | Other | 79 | FAS | |
| 39 | 6 | 0 | 0 | 0 | 0 | 0 | 0 | 0 | 0 | Liabilities | F | LIA | |
| 0 | 0 | 0 | 0 | 0 | 0 | 0 | 0 | 0 | 0 | Currency and deposits | 2 | LIA | |
| 0 | 0 | 0 | 0 | 0 | 0 | 0 | 0 | 0 | 0 | Currency | 21 | LIA | |
| 0 | 0 | 0 | 0 | 0 | 0 | 0 | 0 | 0 | 0 | Transferable deposits | 22 | LIA | |
| 0 | 0 | 0 | 0 | 0 | 0 | 0 | 0 | 0 | 0 | Other deposits | 29 | LIA | |
| 0 | 0 | 0 | 0 | 0 | 0 | 0 | 0 | 0 | 0 | Securities other than shares | 3 | LIA | |
| 0 | 0 | 0 | 0 | 0 | 0 | 0 | 0 | 0 | 0 | Short-term | 331 | LIA | |
| 0 | 0 | 0 | 0 | 0 | 0 | 0 | 0 | 0 | 0 | Long-term | 332 | LIA | |
| 0 | 0 | 0 | 0 | 0 | 0 | 0 | 0 | 0 | 0 | Financial derivatives | 34 | LIA | |
| 12 | 0 | 0 | 0 | 0 | 0 | 0 | 0 | 0 | 0 | Loans | 4 | LIA | |
| 4 | 0 | 0 | 0 | 0 | 0 | 0 | 0 | 0 | 0 | Short-term | 41 | LIA | |
| 7 | 0 | 0 | 0 | 0 | 0 | 0 | 0 | 0 | 0 | Long-term | 42 | LIA | |
| 0 | 0 | 0 | 0 | 0 | 0 | 0 | 0 | 0 | 0 | Shares and other equity | 5 | LIA | |
| 0 | 0 | 0 | 0 | 0 | 0 | 0 | 0 | 0 | 0 | Quoted shares | 511 | LIA | |
| 0 | 0 | 0 | 0 | 0 | 0 | 0 | 0 | 0 | 0 | Unquoted shares | 512 | LIA | |
| 0 | 0 | 0 | 0 | 0 | 0 | 0 | 0 | 0 | 0 | Other equity | 513 | LIA | |
| 0 | 0 | 0 | 0 | 0 | 0 | 0 | 0 | 0 | 0 | Mutual funds shares | 52 | LIA | |
| 0 | 0 | 0 | 0 | 0 | 0 | 0 | 0 | 0 | 0 | Insurance technical reserves | 6 | LIA | |
| 0 | 0 | 0 | 0 | 0 | 0 | 0 | 0 | 0 | 0 | Life insurance reserves | 611 | LIA | |
| 0 | 0 | 0 | 0 | 0 | 0 | 0 | 0 | 0 | 0 | Pension fund reserves | 612 | LIA | |
| 0 | 0 | 0 | 0 | 0 | 0 | 0 | 0 | 0 | 0 | Other technical reserves | 62 | LIA | |
| 28 | 6 | 0 | 0 | 0 | 0 | 0 | 0 | 0 | 0 | Other accounts payable | 7 | LIA | |
| 1 | -1 | 0 | 0 | 0 | 0 | 0 | 0 | 0 | 0 | Trade credits and advances | 71 | LIA | |
| 26 | 7 | -1 | 0 | 0 | 0 | 0 | 0 | 0 | 0 | Other | 79 | LIA | |
| 185 | 36 | 13 | 0 | 0 | 2177 | 1977 | 1972 | 5 | 200 | Net financial assets | | NETO | |
| Centralna država/ Central government | Lokalna država/ Local government | Skлади socialne varnosti/ Social security funds | Gospodinjstva/ Households | Nepr. instit., ki opravljajo storitve za gospod./ Non-profit institutions serving households | Tujina/ Rest of the world | EU/ European Union | EMU/ Members of the EMU | Ostale članice EU/ European Union, not EMU | Ostali (izven EU)/ Others (not EU) | | | | |
| S1311 | S1313 | S1314 | S14 | S15 | S2 | S21 | S2111 | S2112 | S22 | | | | |

B.1.7.2.

S.14 - gospodinjstva

B.1.7.3. Nekonsolidirani finančni računi - vrednostne spremembe 2013

v mio EUR

| Vrsta post. | Oznaka | Finančni instrumenti | Institucionalni sektorji | | | | | | | | |
|-------------|--------|--|--|---|--|----------------------------------|--|---|--|---|-------------------------------|
| | | | S1 | S11 | S12 | S121 | S122 | S123 | S124 | S125 | S13 |
| FSR | F | Finančna sredstva | 147 | 117 | 45 | 0 | -93 | 26 | 4 | 108 | -15 |
| FSR | 1 | Monetarno zlato in SDR | 0 | 0 | 0 | 0 | 0 | 0 | 0 | 0 | 0 |
| FSR | 2 | Gotovina in vloge | -34 | 0 | -34 | 0 | -34 | 0 | 0 | 0 | 0 |
| FSR | 21 | Gotovina | 0 | 0 | 0 | 0 | 0 | 0 | 0 | 0 | 0 |
| FSR | 22 | Prenosljive vloge | -35 | 0 | -35 | 0 | -35 | 0 | 0 | 0 | 0 |
| FSR | 29 | Druge vloge | 1 | 0 | 1 | 0 | 1 | 0 | 0 | 0 | 0 |
| FSR | 3 | Vrednostni papirji razen delnic | -55 | -1 | -32 | 0 | -32 | 0 | 0 | 0 | -22 |
| FSR | 331 | Kratkoročni | -11 | 0 | 0 | 0 | 0 | 0 | 0 | 0 | -11 |
| FSR | 332 | Dolgoročni | -44 | -1 | -32 | 0 | -32 | 0 | 0 | 0 | -11 |
| FSR | 34 | Izvedeni finančni instrumenti | 0 | 0 | 0 | 0 | 0 | 0 | 0 | 0 | 0 |
| FSR | 4 | Posojila | -22 | -20 | -2 | 0 | 0 | 0 | -2 | 0 | 0 |
| FSR | 41 | Kratkoročna | -14 | -14 | -1 | 0 | 0 | 0 | 0 | 0 | 0 |
| FSR | 42 | Dolgoročna | -7 | -6 | -1 | 0 | 0 | 0 | -1 | 0 | 0 |
| FSR | 5 | Delnice in drug lastniški kapital | 189 | 132 | 58 | 0 | -28 | 33 | 6 | 47 | 0 |
| FSR | 511 | Delnice, ki kotirajo | 136 | 136 | 0 | 0 | -11 | 4 | 0 | 7 | 0 |
| FSR | 512 | Delnice, ki ne kotirajo | -24 | -9 | -15 | 0 | -15 | -3 | 3 | 0 | 0 |
| FSR | 513 | Drug lastniški kapital | 15 | 5 | 10 | 0 | 0 | 1 | 2 | 7 | 0 |
| FSR | 52 | Delnice/enote investicijskih skladov | 62 | 0 | 62 | 0 | -2 | 31 | 0 | 33 | 0 |
| FSR | 6 | Zavarovalno tehnične rezervacije | 64 | 0 | 64 | 0 | 0 | 0 | 0 | 64 | 0 |
| FSR | 611 | Rezervacije iz življenjskih zavarovanj | 44 | 0 | 44 | 0 | 0 | 0 | 0 | 44 | 0 |
| FSR | 612 | Rezervacije iz pokojninskih zavarovanj | 1 | 0 | 1 | 0 | 0 | 0 | 0 | 1 | 0 |
| FSR | 62 | Druge tehnične rezervacije | 18 | 0 | 18 | 0 | 0 | 0 | 0 | 18 | 0 |
| FSR | 7 | Druge terjatve | 5 | 6 | -9 | 0 | 1 | -7 | 0 | -3 | 7 |
| FSR | 71 | Trgovinski krediti in avansi | 0 | 4 | -5 | 0 | 0 | -5 | 0 | 0 | 2 |
| FSR | 79 | Drugo | 5 | 2 | -3 | 0 | 2 | -2 | 0 | -3 | 6 |
| OBV | F | Obveznosti | -51 | 6 | -65 | 0 | -73 | 18 | -1 | -8 | 7 |
| OBV | 2 | Gotovina in vloge | 0 | 0 | 0 | 0 | 0 | 0 | 0 | 0 | 0 |
| OBV | 21 | Gotovina | 0 | 0 | 0 | 0 | 0 | 0 | 0 | 0 | 0 |
| OBV | 22 | Prenosljive vloge | 0 | 0 | 0 | 0 | 0 | 0 | 0 | 0 | 0 |
| OBV | 29 | Druge vloge | 0 | 0 | 0 | 0 | 0 | 0 | 0 | 0 | 0 |
| OBV | 3 | Vrednostni papirji razen delnic | 0 | 0 | 0 | 0 | 0 | 0 | 0 | 0 | 0 |
| OBV | 331 | Kratkoročni | 0 | 0 | 0 | 0 | 0 | 0 | 0 | 0 | 0 |
| OBV | 332 | Dolgoročni | 0 | 0 | 0 | 0 | 0 | 0 | 0 | 0 | 0 |
| OBV | 34 | Izvedeni finančni instrumenti | 0 | 0 | 0 | 0 | 0 | 0 | 0 | 0 | 0 |
| OBV | 4 | Posojila | -45 | -4 | -42 | 0 | -74 | 45 | -3 | -10 | 0 |
| OBV | 41 | Kratkoročna | -35 | -2 | -33 | 0 | -16 | -5 | -3 | -9 | 0 |
| OBV | 42 | Dolgoročna | -11 | -2 | -9 | 0 | -58 | 50 | 0 | 0 | 0 |
| OBV | 5 | Delnice in drug lastniški kapital | 0 | 0 | 0 | 0 | 0 | 0 | 0 | 0 | 0 |
| OBV | 511 | Delnice, ki kotirajo | 0 | 0 | 0 | 0 | 0 | 0 | 0 | 0 | 0 |
| OBV | 512 | Delnice, ki ne kotirajo | 0 | 0 | 0 | 0 | 0 | 0 | 0 | 0 | 0 |
| OBV | 513 | Drug lastniški kapital | 0 | 0 | 0 | 0 | 0 | 0 | 0 | 0 | 0 |
| OBV | 52 | Delnice/enote investicijskih skladov | 0 | 0 | 0 | 0 | 0 | 0 | 0 | 0 | 0 |
| OBV | 6 | Zavarovalno tehnične rezervacije | 0 | 0 | 0 | 0 | 0 | 0 | 0 | 0 | 0 |
| OBV | 611 | Rezervacije iz življenjskih zavarovanj | 0 | 0 | 0 | 0 | 0 | 0 | 0 | 0 | 0 |
| OBV | 612 | Rezervacije iz pokojninskih zavarovanj | 0 | 0 | 0 | 0 | 0 | 0 | 0 | 0 | 0 |
| OBV | 62 | Druge tehnične rezervacije | 0 | 0 | 0 | 0 | 0 | 0 | 0 | 0 | 0 |
| OBV | 7 | Druge obveznosti | -6 | 10 | -23 | 0 | 0 | -27 | 2 | 1 | 7 |
| OBV | 71 | Trgovinski krediti in avansi | -17 | 3 | -19 | 0 | 0 | -22 | 2 | 1 | 0 |
| OBV | 79 | Drugo | 11 | 7 | -4 | 0 | 0 | -4 | 0 | 0 | 8 |
| NETO | | Neto finančna sredstva | 199 | 111 | 109 | 0 | -19 | 8 | 5 | 116 | -22 |
| | | | Gospodarstvo Slovenije/ Total economy | Neto finančne družbe/ Non-financial corporations | Finančne družbe/ Financial corporations | Centralna banka/ Central Bank | Druge denarne finančne institucije/ Other monetary financial institutions | Druge finančni posredniki / Other financial intermediaries | Izvajalci pomožnih finančnih dejavnosti/ Financial auxiliaries | Zavarovalnice in pokojninski sklad/ Insurance corporations and pension funds | Država/ General government |
| | | | S1 | S11 | S12 | S121 | S122 | S123 | S124 | S125 | S13 |

S.14 - Households

Non-consolidated financial accounts - revaluation changes 2013

B.17.3.

EUR millions

| Institutional sectors | | | | | | | | | | | Financial instruments | Code | Item type |
|---|-------------------------------------|--|------------------------------|---|------------------------------|-----------------------|----------------------------|---|---------------------------------------|------------------------------|-----------------------|------|-----------|
| S1311 | S1313 | S1314 | S14 | S15 | S2 | S21 | S2111 | S2112 | S22 | | | | |
| -14 | 0 | 0 | 0 | 0 | -1332 | -1129 | -1134 | 6 | -203 | Financial assets | F | FAS | |
| 0 | 0 | 0 | 0 | 0 | 0 | 0 | 0 | 0 | 0 | Monetary gold and SDRs | 1 | FAS | |
| 0 | 0 | 0 | 0 | 0 | -1338 | -1137 | -1137 | 0 | -201 | Currency and deposits | 2 | FAS | |
| 0 | 0 | 0 | 0 | 0 | -1346 | -1145 | -1145 | 0 | -201 | Currency | 21 | FAS | |
| 0 | 0 | 0 | 0 | 0 | 0 | 0 | 0 | 0 | 0 | Transferable deposits | 22 | FAS | |
| 0 | 0 | 0 | 0 | 0 | 8 | 8 | 7 | 0 | 0 | Other deposits | 29 | FAS | |
| -22 | 0 | 0 | 0 | 0 | -2 | -1 | -1 | 0 | 0 | Securities other than shares | 3 | FAS | |
| -11 | 0 | 0 | 0 | 0 | 0 | 0 | 0 | 0 | 0 | Short-term | 331 | FAS | |
| -11 | 0 | 0 | 0 | 0 | -2 | -2 | -1 | 0 | 0 | Long-term | 332 | FAS | |
| 0 | 0 | 0 | 0 | 0 | 0 | 0 | 0 | 0 | 0 | Financial derivatives | 34 | FAS | |
| 0 | 0 | 0 | 0 | 0 | 0 | 0 | 0 | 0 | 0 | Loans | 4 | FAS | |
| 0 | 0 | 0 | 0 | 0 | 0 | 0 | 0 | 0 | 0 | Short-term | 41 | FAS | |
| 0 | 0 | 0 | 0 | 0 | 0 | 0 | 0 | 0 | 0 | Long-term | 42 | FAS | |
| 0 | 0 | 0 | 0 | 0 | 7 | 9 | 4 | 6 | -2 | Shares and other equity | 5 | FAS | |
| 0 | 0 | 0 | 0 | 0 | 8 | 11 | 5 | 6 | -3 | Quoted shares | 511 | FAS | |
| 0 | 0 | 0 | 0 | 0 | 0 | 0 | 0 | 0 | 0 | Unquoted shares | 512 | FAS | |
| 0 | 0 | 0 | 0 | 0 | 0 | 0 | 0 | 0 | 0 | Other equity | 513 | FAS | |
| 0 | 0 | 0 | 0 | 0 | 0 | -2 | -2 | 0 | 2 | Mutual funds shares | 52 | FAS | |
| 0 | 0 | 0 | 0 | 0 | 0 | 0 | 0 | 0 | 0 | Insurance technical reserves | 6 | FAS | |
| 0 | 0 | 0 | 0 | 0 | 0 | 0 | 0 | 0 | 0 | Life insurance reserves | 611 | FAS | |
| 0 | 0 | 0 | 0 | 0 | 0 | 0 | 0 | 0 | 0 | Pension fund reserves | 612 | FAS | |
| 0 | 0 | 0 | 0 | 0 | 0 | 0 | 0 | 0 | 0 | Other technical reserves | 62 | FAS | |
| 8 | 0 | 0 | 0 | 0 | 0 | 0 | 0 | 0 | 0 | Other accounts receivable | 7 | FAS | |
| 2 | 0 | 0 | 0 | 0 | 0 | 0 | 0 | 0 | 0 | Trade credits and advances | 71 | FAS | |
| 6 | 0 | 0 | 0 | 0 | 0 | 0 | 0 | 0 | 0 | Other | 79 | FAS | |
| 0 | 0 | 8 | 0 | 0 | 0 | 0 | 0 | 0 | 0 | Liabilities | F | LIA | |
| 0 | 0 | 0 | 0 | 0 | 0 | 0 | 0 | 0 | 0 | Currency and deposits | 2 | LIA | |
| 0 | 0 | 0 | 0 | 0 | 0 | 0 | 0 | 0 | 0 | Currency | 21 | LIA | |
| 0 | 0 | 0 | 0 | 0 | 0 | 0 | 0 | 0 | 0 | Transferable deposits | 22 | LIA | |
| 0 | 0 | 0 | 0 | 0 | 0 | 0 | 0 | 0 | 0 | Other deposits | 29 | LIA | |
| 0 | 0 | 0 | 0 | 0 | 0 | 0 | 0 | 0 | 0 | Securities other than shares | 3 | LIA | |
| 0 | 0 | 0 | 0 | 0 | 0 | 0 | 0 | 0 | 0 | Short-term | 331 | LIA | |
| 0 | 0 | 0 | 0 | 0 | 0 | 0 | 0 | 0 | 0 | Long-term | 332 | LIA | |
| 0 | 0 | 0 | 0 | 0 | 0 | 0 | 0 | 0 | 0 | Financial derivatives | 34 | LIA | |
| 0 | 0 | 0 | 0 | 0 | 0 | 0 | 0 | 0 | 0 | Loans | 4 | LIA | |
| 0 | 0 | 0 | 0 | 0 | 0 | 0 | 0 | 0 | 0 | Short-term | 41 | LIA | |
| 0 | 0 | 0 | 0 | 0 | 0 | 0 | 0 | 0 | 0 | Long-term | 42 | LIA | |
| 0 | 0 | 0 | 0 | 0 | 0 | 0 | 0 | 0 | 0 | Shares and other equity | 5 | LIA | |
| 0 | 0 | 0 | 0 | 0 | 0 | 0 | 0 | 0 | 0 | Quoted shares | 511 | LIA | |
| 0 | 0 | 0 | 0 | 0 | 0 | 0 | 0 | 0 | 0 | Unquoted shares | 512 | LIA | |
| 0 | 0 | 0 | 0 | 0 | 0 | 0 | 0 | 0 | 0 | Other equity | 513 | LIA | |
| 0 | 0 | 0 | 0 | 0 | 0 | 0 | 0 | 0 | 0 | Mutual funds shares | 52 | LIA | |
| 0 | 0 | 0 | 0 | 0 | 0 | 0 | 0 | 0 | 0 | Insurance technical reserves | 6 | LIA | |
| 0 | 0 | 0 | 0 | 0 | 0 | 0 | 0 | 0 | 0 | Life insurance reserves | 611 | LIA | |
| 0 | 0 | 0 | 0 | 0 | 0 | 0 | 0 | 0 | 0 | Pension fund reserves | 612 | LIA | |
| 0 | 0 | 0 | 0 | 0 | 0 | 0 | 0 | 0 | 0 | Other technical reserves | 62 | LIA | |
| 0 | 0 | 8 | 0 | 0 | 0 | 0 | 0 | 0 | 0 | Other accounts payable | 7 | LIA | |
| 0 | 0 | 0 | 0 | 0 | 0 | 0 | 0 | 0 | 0 | Trade credits and advances | 71 | LIA | |
| 0 | 0 | 8 | 0 | 0 | 0 | 0 | 0 | 0 | 0 | Other | 79 | LIA | |
| -14 | 0 | -8 | 0 | 0 | -1332 | -1129 | -1134 | 6 | -203 | Net financial assets | | NETO | |
| Centralna država/ Central government | Lokalna država/ Local government | Skлади socialne varnosti/ Social security funds | Gospodinjstva/ Households | Nepr. instit., ki opravljajo storitve za gospod./ Non-profit institutions serving households | Tujina/ Rest of the world | EU/ European Union | EMU/ Members of the EMU | Ostale članice EU/ European Union, not EMU | Ostali (izven EU)/ Others (not EU) | | | | |
| S1311 | S1313 | S1314 | S14 | S15 | S2 | S21 | S2111 | S2112 | S22 | | | | |

B.17.3.

S.14 - gospodinjstva

B.1.7.4. Nekonsolidirani finančni računi - stanja 2013 (konec leta)

v mio EUR

| Vrsta post. | Oznaka | Finančni instrumenti | Institucionalni sektorji | | | | | | | | |
|-------------|--------|--|--|---|--|----------------------------------|--|---|--|---|-------------------------------|
| | | | S1 | S11 | S12 | S121 | S122 | S123 | S124 | S125 | S13 |
| FSR | F | Finančna sredstva | 36.048 | 9.542 | 25.356 | 3.815 | 14.480 | 1.000 | 76 | 5.985 | 1.150 |
| FSR | 1 | Monetarno zlato in SDR | 0 | 0 | 0 | 0 | 0 | 0 | 0 | 0 | 0 |
| FSR | 2 | Gotovina in vloge | 18.224 | 0 | 18.170 | 3.780 | 14.390 | 0 | 0 | 0 | 54 |
| FSR | 21 | Gotovina | 3.834 | 0 | 3.780 | 3.780 | 0 | 0 | 0 | 0 | 54 |
| FSR | 22 | Prenosljive vloge | 6.299 | 0 | 6.299 | 0 | 6.299 | 0 | 0 | 0 | 0 |
| FSR | 29 | Druge vloge | 8.090 | 0 | 8.090 | 0 | 8.090 | 0 | 0 | 0 | 0 |
| FSR | 3 | Vrednostni papirji razen delnic | 263 | 31 | 29 | 0 | 27 | 0 | 1 | 1 | 204 |
| FSR | 331 | Kratkoročni | 11 | 4 | 1 | 0 | 1 | 0 | 0 | 0 | 7 |
| FSR | 332 | Dolgoročni | 252 | 27 | 28 | 0 | 26 | 0 | 0 | 1 | 197 |
| FSR | 34 | Izvedeni finančni instrumenti | 0 | 0 | 0 | 0 | 0 | 0 | 0 | 0 | 0 |
| FSR | 4 | Posojila | 698 | 654 | 38 | 0 | 0 | 13 | 25 | 0 | 6 |
| FSR | 41 | Kratkoročna | 273 | 250 | 22 | 0 | 0 | 8 | 14 | 0 | 1 |
| FSR | 42 | Dolgoročna | 425 | 404 | 16 | 0 | 0 | 6 | 10 | 0 | 6 |
| FSR | 5 | Delnice in drug lastniški kapital | 10.239 | 7.596 | 2.642 | 0 | 40 | 976 | 42 | 1.584 | 1 |
| FSR | 511 | Delnice, ki kotirajo | 1.252 | 1.186 | 66 | 0 | 0 | 7 | 0 | 59 | 0 |
| FSR | 512 | Delnice, ki ne kotirajo | 975 | 924 | 49 | 0 | 27 | 9 | 13 | 1 | 1 |
| FSR | 513 | Drug lastniški kapital | 5.609 | 5.485 | 124 | 0 | 0 | 16 | 29 | 80 | 0 |
| FSR | 52 | Delnice/enote investicijskih skladov | 2.403 | 0 | 2.403 | 0 | 14 | 944 | 0 | 1.445 | 0 |
| FSR | 6 | Zavarovalno tehnične rezervacije | 4.366 | 0 | 4.366 | 0 | 0 | 0 | 0 | 4.366 | 0 |
| FSR | 611 | Rezervacije iz življenjskih zavarovanj | 2.531 | 0 | 2.531 | 0 | 0 | 0 | 0 | 2.531 | 0 |
| FSR | 612 | Rezervacije iz pokojninskih zavarovanj | 1.142 | 0 | 1.142 | 0 | 0 | 0 | 0 | 1.142 | 0 |
| FSR | 62 | Druge tehnične rezervacije | 694 | 0 | 694 | 0 | 0 | 0 | 0 | 694 | 0 |
| FSR | 7 | Druge terjatve | 2.257 | 1.262 | 110 | 34 | 24 | 11 | 9 | 33 | 885 |
| FSR | 71 | Trgovinski krediti in avansi | 436 | 371 | 25 | 0 | 1 | 5 | 2 | 18 | 39 |
| FSR | 79 | Drugo | 1.821 | 890 | 85 | 34 | 23 | 6 | 7 | 15 | 846 |
| OBV | F | Obveznosti | 11.776 | 1.181 | 10.147 | 2 | 8.940 | 1.076 | 20 | 108 | 448 |
| OBV | 2 | Gotovina in vloge | 0 | 0 | 0 | 0 | 0 | 0 | 0 | 0 | 0 |
| OBV | 21 | Gotovina | 0 | 0 | 0 | 0 | 0 | 0 | 0 | 0 | 0 |
| OBV | 22 | Prenosljive vloge | 0 | 0 | 0 | 0 | 0 | 0 | 0 | 0 | 0 |
| OBV | 29 | Druge vloge | 0 | 0 | 0 | 0 | 0 | 0 | 0 | 0 | 0 |
| OBV | 3 | Vrednostni papirji razen delnic | 0 | 0 | 0 | 0 | 0 | 0 | 0 | 0 | 0 |
| OBV | 331 | Kratkoročni | 0 | 0 | 0 | 0 | 0 | 0 | 0 | 0 | 0 |
| OBV | 332 | Dolgoročni | 0 | 0 | 0 | 0 | 0 | 0 | 0 | 0 | 0 |
| OBV | 34 | Izvedeni finančni instrumenti | 0 | 0 | 0 | 0 | 0 | 0 | 0 | 0 | 0 |
| OBV | 4 | Posojila | 10.348 | 293 | 9.972 | 0 | 8.907 | 1.042 | 14 | 8 | 84 |
| OBV | 41 | Kratkoročna | 1.074 | 146 | 923 | 0 | 901 | 9 | 13 | 0 | 5 |
| OBV | 42 | Dolgoročna | 9.274 | 147 | 9.048 | 0 | 8.006 | 1.033 | 1 | 8 | 79 |
| OBV | 5 | Delnice in drug lastniški kapital | 0 | 0 | 0 | 0 | 0 | 0 | 0 | 0 | 0 |
| OBV | 511 | Delnice, ki kotirajo | 0 | 0 | 0 | 0 | 0 | 0 | 0 | 0 | 0 |
| OBV | 512 | Delnice, ki ne kotirajo | 0 | 0 | 0 | 0 | 0 | 0 | 0 | 0 | 0 |
| OBV | 513 | Drug lastniški kapital | 0 | 0 | 0 | 0 | 0 | 0 | 0 | 0 | 0 |
| OBV | 52 | Delnice/enote investicijskih skladov | 0 | 0 | 0 | 0 | 0 | 0 | 0 | 0 | 0 |
| OBV | 6 | Zavarovalno tehnične rezervacije | 0 | 0 | 0 | 0 | 0 | 0 | 0 | 0 | 0 |
| OBV | 611 | Rezervacije iz življenjskih zavarovanj | 0 | 0 | 0 | 0 | 0 | 0 | 0 | 0 | 0 |
| OBV | 612 | Rezervacije iz pokojninskih zavarovanj | 0 | 0 | 0 | 0 | 0 | 0 | 0 | 0 | 0 |
| OBV | 62 | Druge tehnične rezervacije | 0 | 0 | 0 | 0 | 0 | 0 | 0 | 0 | 0 |
| OBV | 7 | Druge obveznosti | 1.428 | 888 | 175 | 2 | 33 | 34 | 6 | 100 | 364 |
| OBV | 71 | Trgovinski krediti in avansi | 889 | 713 | 131 | 0 | 2 | 28 | 3 | 99 | 46 |
| OBV | 79 | Drugo | 539 | 176 | 44 | 2 | 31 | 6 | 3 | 2 | 319 |
| NETO | | Neto finančna sredstva | 24.272 | 8.361 | 15.209 | 3.813 | 5.540 | -76 | 55 | 5.877 | 702 |
| | | | Gospodarstvo Slovenije/ Total economy | Ne finančne družbe/ Non-financial corporations | Finančne družbe/ Financial corporations | Centralna banka/ Central Bank | Druge denarne finančne institucije/ Other monetary financial institutions | Druge finančni posredniki / Other financial intermediaries | Izvajalci pomožnih finančnih dejavnosti/ Financial auxiliaries | Zavarovalnice in pokojninski sklad/ Insurance corporations and pension funds | Država/ General government |
| | | | S1 | S11 | S12 | S121 | S122 | S123 | S124 | S125 | S13 |

S.14 - Households

Non-consolidated financial accounts - outstanding amounts 2013 (end of year)

B.17.4.

EUR millions

| Institutional sectors | | | | | | | | | | | Financial instruments | Code | Item type |
|---|-------------------------------------|--|------------------------------|---|------------------------------|-----------------------|----------------------------|---|---------------------------------------|------------------------------|-----------------------|-------------|-----------|
| S1311 | S1313 | S1314 | S14 | S15 | S2 | S21 | S2111 | S2112 | S22 | | | | |
| 1039 | 84 | 28 | 0 | 0 | 2552 | 1811 | 1748 | 63 | 741 | Financial assets | F | FAS | |
| 0 | 0 | 0 | 0 | 0 | 0 | 0 | 0 | 0 | 0 | Monetary gold and SDRs | 1 | FAS | |
| 54 | 0 | 0 | 0 | 0 | 2018 | 1441 | 1418 | 23 | 576 | Currency and deposits | 2 | FAS | |
| 54 | 0 | 0 | 0 | 0 | 997 | 427 | 427 | 0 | 570 | Currency | 21 | FAS | |
| 0 | 0 | 0 | 0 | 0 | 0 | 0 | 0 | 0 | 0 | Transferable deposits | 22 | FAS | |
| 0 | 0 | 0 | 0 | 0 | 1020 | 1014 | 991 | 23 | 6 | Other deposits | 29 | FAS | |
| 204 | 0 | 0 | 0 | 0 | 54 | 42 | 30 | 12 | 12 | Securities other than shares | 3 | FAS | |
| 7 | 0 | 0 | 0 | 0 | 0 | 0 | 0 | 0 | 0 | Short-term | 331 | FAS | |
| 197 | 0 | 0 | 0 | 0 | 47 | 36 | 24 | 12 | 12 | Long-term | 332 | FAS | |
| 0 | 0 | 0 | 0 | 0 | 7 | 6 | 6 | 0 | 0 | Financial derivatives | 34 | FAS | |
| 0 | 6 | 0 | 0 | 0 | 0 | 0 | 0 | 0 | 0 | Loans | 4 | FAS | |
| 0 | 1 | 0 | 0 | 0 | 0 | 0 | 0 | 0 | 0 | Short-term | 41 | FAS | |
| 0 | 6 | 0 | 0 | 0 | 0 | 0 | 0 | 0 | 0 | Long-term | 42 | FAS | |
| 1 | 0 | 0 | 0 | 0 | 376 | 225 | 209 | 16 | 151 | Shares and other equity | 5 | FAS | |
| 0 | 0 | 0 | 0 | 0 | 190 | 71 | 55 | 16 | 119 | Quoted shares | 511 | FAS | |
| 1 | 0 | 0 | 0 | 0 | 0 | 0 | 0 | 0 | 0 | Unquoted shares | 512 | FAS | |
| 0 | 0 | 0 | 0 | 0 | 0 | 0 | 0 | 0 | 0 | Other equity | 513 | FAS | |
| 0 | 0 | 0 | 0 | 0 | 186 | 154 | 153 | 0 | 32 | Mutual funds shares | 52 | FAS | |
| 0 | 0 | 0 | 0 | 0 | 102 | 101 | 91 | 10 | 1 | Insurance technical reserves | 6 | FAS | |
| 0 | 0 | 0 | 0 | 0 | 102 | 101 | 91 | 10 | 1 | Life insurance reserves | 611 | FAS | |
| 0 | 0 | 0 | 0 | 0 | 0 | 0 | 0 | 0 | 0 | Pension fund reserves | 612 | FAS | |
| 0 | 0 | 0 | 0 | 0 | 0 | 0 | 0 | 0 | 0 | Other technical reserves | 62 | FAS | |
| 780 | 77 | 28 | 0 | 0 | 2 | 2 | 1 | 1 | 0 | Other accounts receivable | 7 | FAS | |
| 19 | 13 | 7 | 0 | 0 | 2 | 2 | 1 | 1 | 0 | Trade credits and advances | 71 | FAS | |
| 761 | 64 | 21 | 0 | 0 | 0 | 0 | 0 | 0 | 0 | Other | 79 | FAS | |
| 377 | 57 | 14 | 0 | 0 | 5 | 4 | 3 | 1 | 0 | Liabilities | F | LIA | |
| 0 | 0 | 0 | 0 | 0 | 0 | 0 | 0 | 0 | 0 | Currency and deposits | 2 | LIA | |
| 0 | 0 | 0 | 0 | 0 | 0 | 0 | 0 | 0 | 0 | Currency | 21 | LIA | |
| 0 | 0 | 0 | 0 | 0 | 0 | 0 | 0 | 0 | 0 | Transferable deposits | 22 | LIA | |
| 0 | 0 | 0 | 0 | 0 | 0 | 0 | 0 | 0 | 0 | Other deposits | 29 | LIA | |
| 0 | 0 | 0 | 0 | 0 | 0 | 0 | 0 | 0 | 0 | Securities other than shares | 3 | LIA | |
| 0 | 0 | 0 | 0 | 0 | 0 | 0 | 0 | 0 | 0 | Short-term | 331 | LIA | |
| 0 | 0 | 0 | 0 | 0 | 0 | 0 | 0 | 0 | 0 | Long-term | 332 | LIA | |
| 0 | 0 | 0 | 0 | 0 | 0 | 0 | 0 | 0 | 0 | Financial derivatives | 34 | LIA | |
| 82 | 2 | 0 | 0 | 0 | 1 | 1 | 1 | 0 | 0 | Loans | 4 | LIA | |
| 4 | 0 | 0 | 0 | 0 | 0 | 0 | 0 | 0 | 0 | Short-term | 41 | LIA | |
| 77 | 2 | 0 | 0 | 0 | 1 | 1 | 1 | 0 | 0 | Long-term | 42 | LIA | |
| 0 | 0 | 0 | 0 | 0 | 0 | 0 | 0 | 0 | 0 | Shares and other equity | 5 | LIA | |
| 0 | 0 | 0 | 0 | 0 | 0 | 0 | 0 | 0 | 0 | Quoted shares | 511 | LIA | |
| 0 | 0 | 0 | 0 | 0 | 0 | 0 | 0 | 0 | 0 | Unquoted shares | 512 | LIA | |
| 0 | 0 | 0 | 0 | 0 | 0 | 0 | 0 | 0 | 0 | Other equity | 513 | LIA | |
| 0 | 0 | 0 | 0 | 0 | 0 | 0 | 0 | 0 | 0 | Mutual funds shares | 52 | LIA | |
| 0 | 0 | 0 | 0 | 0 | 0 | 0 | 0 | 0 | 0 | Insurance technical reserves | 6 | LIA | |
| 0 | 0 | 0 | 0 | 0 | 0 | 0 | 0 | 0 | 0 | Life insurance reserves | 611 | LIA | |
| 0 | 0 | 0 | 0 | 0 | 0 | 0 | 0 | 0 | 0 | Pension fund reserves | 612 | LIA | |
| 0 | 0 | 0 | 0 | 0 | 0 | 0 | 0 | 0 | 0 | Other technical reserves | 62 | LIA | |
| 295 | 56 | 14 | 0 | 0 | 4 | 3 | 2 | 1 | 0 | Other accounts payable | 7 | LIA | |
| 22 | 22 | 1 | 0 | 0 | 4 | 3 | 2 | 1 | 0 | Trade credits and advances | 71 | LIA | |
| 273 | 33 | 13 | 0 | 0 | 0 | 0 | 0 | 0 | 0 | Other | 79 | LIA | |
| 662 | 26 | 14 | 0 | 0 | 2547 | 1807 | 1745 | 62 | 740 | Net financial assets | | NETO | |
| Centralna država/ Central government | Lokalna država/ Local government | Skлади socialne varnosti/ Social security funds | Gospodinjstva/ Households | Nepr. instit., ki opravljajo storitve za gospod./ Non-profit institutions serving households | Tujina/ Rest of the world | EU/ European Union | EMU/ Members of the EMU | Ostale članice EU/ European Union, not EMU | Ostali (izven EU)/ Others (not EU) | | | | |
| S1311 | S1313 | S1314 | S14 | S15 | S2 | S21 | S2111 | S2112 | S22 | | | | |

B.17.4.

S.2 - tujina

B.1.8.1. Nekonsolidirani finančni računi - stanja 2012 (konec leta)

v mio EUR

| Vrsta post. | Oznaka | Finančni instrumenti | Institucionalni sektorji | | | | | | | | |
|-------------|--------|--|--|--|--|----------------------------------|--|---|--|---|-------------------------------|
| | | | S1 | S11 | S12 | S121 | S122 | S123 | S124 | S125 | S13 |
| FSR | F | Finančna sredstva | 50.495 | 18.074 | 20.588 | 4.677 | 11.668 | 3.655 | 18 | 571 | 11.827 |
| FSR | 1 | Monetarno zlato in SDR | 0 | 0 | 0 | 0 | 0 | 0 | 0 | 0 | 0 |
| FSR | 2 | Gotovina in vloge | 7.347 | 0 | 7.347 | 4.676 | 2.670 | 0 | 0 | 0 | 0 |
| FSR | 21 | Gotovina | 226 | 0 | 226 | 226 | 0 | 0 | 0 | 0 | 0 |
| FSR | 22 | Prenosljive vloge | 4.815 | 0 | 4.815 | 4.439 | 376 | 0 | 0 | 0 | 0 |
| FSR | 29 | Druge vloge | 2.306 | 0 | 2.306 | 12 | 2.294 | 0 | 0 | 0 | 0 |
| FSR | 3 | Vrednostni papirji razen delnic | 12.161 | 264 | 1.352 | 0 | 1.351 | 1 | 0 | 0 | 10.545 |
| FSR | 331 | Kratkoročni | 432 | 3 | 154 | 0 | 153 | 1 | 0 | 0 | 275 |
| FSR | 332 | Dolgoročni | 11.461 | 253 | 937 | 0 | 937 | 0 | 0 | 0 | 10.271 |
| FSR | 34 | Izvedeni finančni instrumenti | 269 | 7 | 262 | 0 | 262 | 0 | 0 | 0 | 0 |
| FSR | 4 | Posojila | 16.922 | 6.536 | 9.537 | 0 | 6.171 | 3.330 | 5 | 31 | 847 |
| FSR | 41 | Kratkoročna | 1.169 | 947 | 222 | 0 | 0 | 218 | 4 | 0 | 0 |
| FSR | 42 | Dolgoročna | 15.754 | 5.590 | 9.315 | 0 | 6.171 | 3.112 | 1 | 31 | 847 |
| FSR | 5 | Delnice in drug lastniški kapital | 8.421 | 6.482 | 1.939 | 0 | 1.455 | 295 | 8 | 182 | 0 |
| FSR | 511 | Delnice, ki kotirajo | 668 | 617 | 51 | 0 | 11 | 0 | 0 | 40 | 0 |
| FSR | 512 | Delnice, ki ne kotirajo | 3.222 | 1.540 | 1.682 | 0 | 1.444 | 90 | 7 | 141 | 0 |
| FSR | 513 | Drug lastniški kapital | 4.511 | 4.326 | 185 | 0 | 0 | 184 | 1 | 1 | 0 |
| FSR | 52 | Delnice/enote investicijskih skladov | 21 | 0 | 21 | 0 | 0 | 21 | 0 | 0 | 0 |
| FSR | 6 | Zavarovalno tehnične rezervacije | 239 | 0 | 239 | 0 | 0 | 0 | 0 | 239 | 0 |
| FSR | 611 | Rezervacije iz življenjskih zavarovanj | 1 | 0 | 1 | 0 | 0 | 0 | 0 | 1 | 0 |
| FSR | 612 | Rezervacije iz pokojninskih zavarovanj | 2 | 0 | 2 | 0 | 0 | 0 | 0 | 2 | 0 |
| FSR | 62 | Druge tehnične rezervacije | 236 | 0 | 236 | 0 | 0 | 0 | 0 | 236 | 0 |
| FSR | 7 | Druge terjatve | 5.404 | 4.791 | 174 | 0 | 21 | 29 | 6 | 119 | 435 |
| FSR | 71 | Trgovinski krediti in avansi | 4.978 | 4.483 | 125 | 0 | 2 | 5 | 4 | 114 | 365 |
| FSR | 79 | Drugo | 427 | 308 | 49 | 0 | 18 | 23 | 2 | 5 | 69 |
| OBV | F | Obveznosti | 33.590 | 10.292 | 19.830 | 7.872 | 6.665 | 1.765 | 16 | 3.512 | 1.755 |
| OBV | 2 | Gotovina in vloge | 6.121 | 205 | 4.639 | 3.158 | 1.331 | 133 | 1 | 16 | 116 |
| OBV | 21 | Gotovina | 599 | 6 | 23 | 0 | 23 | 0 | 0 | 0 | 0 |
| OBV | 22 | Prenosljive vloge | 542 | 185 | 354 | 5 | 340 | 3 | 0 | 7 | 2 |
| OBV | 29 | Druge vloge | 4.979 | 13 | 4.261 | 3.154 | 968 | 130 | 1 | 9 | 114 |
| OBV | 3 | Vrednostni papirji razen delnic | 9.409 | 40 | 9.179 | 4.572 | 2.006 | 167 | 0 | 2.433 | 133 |
| OBV | 331 | Kratkoročni | 62 | 12 | 50 | 0 | 9 | 0 | 0 | 41 | 0 |
| OBV | 332 | Dolgoročni | 9.195 | 28 | 8.987 | 4.571 | 1.868 | 160 | 0 | 2.388 | 131 |
| OBV | 34 | Izvedeni finančni instrumenti | 152 | 0 | 142 | 1 | 130 | 7 | 0 | 4 | 1 |
| OBV | 4 | Posojila | 5.704 | 1.654 | 3.079 | 40 | 2.819 | 189 | 5 | 26 | 972 |
| OBV | 41 | Kratkoročna | 2.173 | 951 | 1.222 | 0 | 1.082 | 129 | 5 | 7 | 0 |
| OBV | 42 | Dolgoročna | 3.531 | 702 | 1.857 | 40 | 1.737 | 61 | 0 | 19 | 972 |
| OBV | 5 | Delnice in drug lastniški kapital | 6.723 | 3.202 | 2.720 | 96 | 486 | 1.234 | 2 | 902 | 411 |
| OBV | 511 | Delnice, ki kotirajo | 1.794 | 154 | 1.400 | 0 | 253 | 1.053 | 2 | 93 | 46 |
| OBV | 512 | Delnice, ki ne kotirajo | 762 | 313 | 312 | 21 | 213 | 4 | 0 | 75 | 138 |
| OBV | 513 | Drug lastniški kapital | 2.983 | 2.720 | 149 | 75 | 19 | 36 | 0 | 19 | 113 |
| OBV | 52 | Delnice/enote investicijskih skladov | 1.184 | 17 | 859 | 0 | 2 | 141 | 0 | 75 | 113 |
| OBV | 6 | Zavarovalno tehnične rezervacije | 141 | 0 | 42 | 0 | 0 | 0 | 0 | 42 | 0 |
| OBV | 611 | Rezervacije iz življenjskih zavarovanj | 99 | 0 | 0 | 0 | 0 | 0 | 0 | 0 | 0 |
| OBV | 612 | Rezervacije iz pokojninskih zavarovanj | 0 | 0 | 0 | 0 | 0 | 0 | 0 | 0 | 0 |
| OBV | 62 | Druge tehnične rezervacije | 42 | 0 | 42 | 0 | 0 | 0 | 0 | 42 | 0 |
| OBV | 7 | Druge obveznosti | 5.491 | 5.191 | 171 | 6 | 23 | 42 | 8 | 93 | 124 |
| OBV | 71 | Trgovinski krediti in avansi | 5.080 | 4.948 | 99 | 0 | 1 | 18 | 2 | 78 | 28 |
| OBV | 79 | Drugo | 411 | 243 | 72 | 6 | 22 | 24 | 6 | 15 | 95 |
| NETO | | Neto finančna sredstva | 16.905 | 7.782 | 759 | -3.196 | 5.003 | 1.890 | 2 | -2.941 | 10.072 |
| | | | Gospodarstvo Slovenije/ Total economy | Nefinančne družbe/ Non-financial corporations | Finančne družbe/ Financial corporations | Centralna banka/ Central Bank | Druge denarne finančne institucije/ Other monetary financial institutions | Drugi finančni posredniki / Other financial intermediaries | Izvajalci pomožnih finančnih dejavnosti/ Financial auxiliaries | Zavarovalnice in pokojninski sklad/ Insurance corporations and pension funds | Država/ General government |
| | | | S1 | S11 | S12 | S121 | S122 | S123 | S124 | S125 | S13 |

S.2 - Rest of the world

Non-consolidated financial accounts - outstanding amounts 2012 (end of year)

B.1.8.1.

EUR millions

| Institutional sectors | | | | | | | | | | | Financial instruments | Code | Item type | |
|---|-------------------------------------|--|------------------------------|--|------------------------------|-----------------------|----------------------------|---|---------------------------------------|---|------------------------------|------|-----------|--|
| S1311 | S1313 | S1314 | S14 | S15 | S2 | S21 | S2111 | S2112 | S22 | | | | | |
| 11803 | 1 | 24 | 5 | 0 | 0 | 0 | 0 | 0 | 0 | 0 | Financial Assets | F | FAS | |
| 0 | 0 | 0 | 0 | 0 | 0 | 0 | 0 | 0 | 0 | 0 | Monetary gold and SDRs | 1 | FAS | |
| 0 | 0 | 0 | 0 | 0 | 0 | 0 | 0 | 0 | 0 | 0 | Currency and deposits | 2 | FAS | |
| 0 | 0 | 0 | 0 | 0 | 0 | 0 | 0 | 0 | 0 | 0 | Transferable deposits | 22 | FAS | |
| 0 | 0 | 0 | 0 | 0 | 0 | 0 | 0 | 0 | 0 | 0 | Other deposits | 29 | FAS | |
| 0 | 0 | 0 | 0 | 0 | 0 | 0 | 0 | 0 | 0 | 0 | | | FAS | |
| 10545 | 0 | 0 | 0 | 0 | 0 | 0 | 0 | 0 | 0 | 0 | Securities other than shares | 3 | FAS | |
| 275 | 0 | 0 | 0 | 0 | 0 | 0 | 0 | 0 | 0 | 0 | Short-term | 331 | FAS | |
| 10271 | 0 | 0 | 0 | 0 | 0 | 0 | 0 | 0 | 0 | 0 | Long-term | 332 | FAS | |
| 0 | 0 | 0 | 0 | 0 | 0 | 0 | 0 | 0 | 0 | 0 | Financial derivatives | 34 | FAS | |
| 847 | 0 | 0 | 1 | 0 | 0 | 0 | 0 | 0 | 0 | 0 | Loans | 4 | FAS | |
| 0 | 0 | 0 | 0 | 0 | 0 | 0 | 0 | 0 | 0 | 0 | Short-term | 41 | FAS | |
| 847 | 0 | 0 | 1 | 0 | 0 | 0 | 0 | 0 | 0 | 0 | Long-term | 42 | FAS | |
| 0 | 0 | 0 | 0 | 0 | 0 | 0 | 0 | 0 | 0 | 0 | Shares and other equity | 5 | FAS | |
| 0 | 0 | 0 | 0 | 0 | 0 | 0 | 0 | 0 | 0 | 0 | Quoted shares | 511 | FAS | |
| 0 | 0 | 0 | 0 | 0 | 0 | 0 | 0 | 0 | 0 | 0 | Unquoted shares | 512 | FAS | |
| 0 | 0 | 0 | 0 | 0 | 0 | 0 | 0 | 0 | 0 | 0 | Other equity | 513 | FAS | |
| 0 | 0 | 0 | 0 | 0 | 0 | 0 | 0 | 0 | 0 | 0 | Mutual funds shares | 52 | FAS | |
| 0 | 0 | 0 | 0 | 0 | 0 | 0 | 0 | 0 | 0 | 0 | Insurance technical reserves | 6 | FAS | |
| 0 | 0 | 0 | 0 | 0 | 0 | 0 | 0 | 0 | 0 | 0 | Life insurance reserves | 611 | FAS | |
| 0 | 0 | 0 | 0 | 0 | 0 | 0 | 0 | 0 | 0 | 0 | Pension funds reserves | 612 | FAS | |
| 0 | 0 | 0 | 0 | 0 | 0 | 0 | 0 | 0 | 0 | 0 | Other technical reserves | 62 | FAS | |
| 411 | 1 | 24 | 4 | 0 | 0 | 0 | 0 | 0 | 0 | 0 | Other accounts receivable | 7 | FAS | |
| 341 | 1 | 24 | 4 | 0 | 0 | 0 | 0 | 0 | 0 | 0 | Trade credits and advances | 71 | FAS | |
| 69 | 0 | 0 | 0 | 0 | 0 | 0 | 0 | 0 | 0 | 0 | Other | 79 | FAS | |
| 1585 | 0 | 170 | 1708 | 6 | 0 | 0 | 0 | 0 | 0 | 0 | Liabilities | F | LIA | |
| 116 | 0 | 0 | 1162 | 0 | 0 | 0 | 0 | 0 | 0 | 0 | Currency and deposits | 2 | LIA | |
| 0 | 0 | 0 | 570 | 0 | 0 | 0 | 0 | 0 | 0 | 0 | Currency | 21 | LIA | |
| 2 | 0 | 0 | 0 | 0 | 0 | 0 | 0 | 0 | 0 | 0 | Transferable deposits | 22 | LIA | |
| 114 | 0 | 0 | 591 | 0 | 0 | 0 | 0 | 0 | 0 | 0 | Other deposits | 29 | LIA | |
| 84 | 0 | 49 | 56 | 1 | 0 | 0 | 0 | 0 | 0 | 0 | Securities other than shares | 3 | LIA | |
| 0 | 0 | 0 | 0 | 0 | 0 | 0 | 0 | 0 | 0 | 0 | Short-term | 331 | LIA | |
| 82 | 0 | 49 | 49 | 1 | 0 | 0 | 0 | 0 | 0 | 0 | Long-term | 332 | LIA | |
| 1 | 0 | 0 | 7 | 0 | 0 | 0 | 0 | 0 | 0 | 0 | Financial derivatives | 34 | LIA | |
| 972 | 0 | 0 | 0 | 0 | 0 | 0 | 0 | 0 | 0 | 0 | Loans | 4 | LIA | |
| 0 | 0 | 0 | 0 | 0 | 0 | 0 | 0 | 0 | 0 | 0 | Short-term | 41 | LIA | |
| 972 | 0 | 0 | 0 | 0 | 0 | 0 | 0 | 0 | 0 | 0 | Long-term | 42 | LIA | |
| 309 | 0 | 102 | 385 | 5 | 0 | 0 | 0 | 0 | 0 | 0 | Shares and other equity | 5 | LIA | |
| 38 | 0 | 8 | 192 | 1 | 0 | 0 | 0 | 0 | 0 | 0 | Quoted shares | 511 | LIA | |
| 138 | 0 | 0 | 0 | 0 | 0 | 0 | 0 | 0 | 0 | 0 | Unquoted shares | 512 | LIA | |
| 113 | 0 | 0 | 0 | 1 | 0 | 0 | 0 | 0 | 0 | 0 | Other equity | 513 | LIA | |
| 20 | 0 | 93 | 192 | 3 | 0 | 0 | 0 | 0 | 0 | 0 | Mutual funds shares | 52 | LIA | |
| 0 | 0 | 0 | 99 | 0 | 0 | 0 | 0 | 0 | 0 | 0 | Insurance technical reserves | 6 | LIA | |
| 0 | 0 | 0 | 99 | 0 | 0 | 0 | 0 | 0 | 0 | 0 | Life insurance reserves | 611 | LIA | |
| 0 | 0 | 0 | 0 | 0 | 0 | 0 | 0 | 0 | 0 | 0 | Pension fund reserves | 612 | LIA | |
| 0 | 0 | 0 | 0 | 0 | 0 | 0 | 0 | 0 | 0 | 0 | Other technical reserves | 62 | LIA | |
| 104 | 0 | 20 | 6 | 0 | 0 | 0 | 0 | 0 | 0 | 0 | Other accounts payable | 7 | LIA | |
| 8 | 0 | 20 | 6 | 0 | 0 | 0 | 0 | 0 | 0 | 0 | Trade credits and advances | 71 | LIA | |
| 95 | 0 | 0 | 0 | 0 | 0 | 0 | 0 | 0 | 0 | 0 | Other | 79 | LIA | |
| 10218 | 1 | -147 | -1702 | -5 | 0 | 0 | 0 | 0 | 0 | 0 | Net financial assets | | NETO | |
| Centralna država/ Central government | Lokalna država/ Local government | Skлади socialne varnosti/ Social security funds | Gospodinjstva/ Households | Nepr. instit. ki opravljajo storitve za gospod./ Non-profit institutions serving households | Tujina/ Rest of the world | EU/ European Union | EMU/ Members of the EMU | Ostale članice EU/ European Union, not EMU | Ostali (izven EU)/ Others (not EU) | | | | | |
| S1311 | S1313 | S1314 | S14 | S15 | S2 | S21 | S2111 | S2112 | S22 | | | | | |

B.1.8.1.

S.2 - tujina

B.1.8.2. Nekonsolidirani finančni računi - transakcije 2013

v mio EUR

| Vrsta post. | Oznaka | Finančni instrumenti | Institucionalni sektorji | | | | | | | | |
|-------------|--------|--|--|---|--|----------------------------------|--|---|--|---|-------------------------------|
| | | | S1 | S11 | S12 | S121 | S122 | S123 | S124 | S125 | S13 |
| FSR | F | Finančna sredstva | -623 | 670 | -5.628 | -3.611 | -2.086 | -65 | -5 | 138 | 4.336 |
| FSR | 1 | Monetarno zlato in SDR | 12 | 0 | 12 | 12 | 0 | 0 | 0 | 0 | 0 |
| FSR | 2 | Gotovina in vloge | -4.489 | 0 | -4.489 | -3.623 | -867 | 0 | 0 | 0 | 0 |
| FSR | 21 | Gotovina | -226 | 0 | -226 | -226 | 0 | 0 | 0 | 0 | 0 |
| FSR | 22 | Prenosljive vloge | -3.397 | 0 | -3.397 | -3.400 | 3 | 0 | 0 | 0 | 0 |
| FSR | 29 | Druge vloge | -867 | 0 | -867 | 3 | -870 | 0 | 0 | 0 | 0 |
| FSR | 3 | Vrednostni papirji razen delnic | 3.709 | -4 | -287 | -2 | -285 | -1 | 0 | 1 | 4.000 |
| FSR | 331 | Kratkoročni | -244 | 1 | -99 | 0 | -98 | -1 | 0 | 0 | -146 |
| FSR | 332 | Dolgoročni | 4.014 | -1 | -130 | 0 | -131 | 0 | 0 | 1 | 4.146 |
| FSR | 34 | Izvedeni finančni instrumenti | -62 | -4 | -58 | -2 | -56 | 0 | 0 | 0 | 0 |
| FSR | 4 | Posojila | -114 | 596 | -1.157 | 0 | -1.001 | -147 | -1 | -7 | 447 |
| FSR | 41 | Kratkoročna | 51 | 62 | -10 | 0 | 0 | -9 | -1 | 0 | 0 |
| FSR | 42 | Dolgoročna | -166 | 535 | -1.147 | 0 | -1.001 | -138 | 0 | -7 | 447 |
| FSR | 5 | Delnice in drug lastniški kapital | 434 | 217 | 217 | 0 | 90 | 71 | -2 | 57 | 0 |
| FSR | 511 | Delnice, ki kotirajo | 134 | 77 | 57 | 0 | 0 | 0 | 0 | 57 | 0 |
| FSR | 512 | Delnice, ki ne kotirajo | 112 | 23 | 89 | 0 | 90 | 0 | -2 | 0 | 0 |
| FSR | 513 | Drug lastniški kapital | 186 | 117 | 69 | 0 | 0 | 69 | 0 | 0 | 0 |
| FSR | 52 | Delnice/enote investicijskih skladov | 2 | 0 | 2 | 0 | 0 | 2 | 0 | 0 | 0 |
| FSR | 6 | Zavarovalno tehnične rezervacije | 39 | 0 | 39 | 0 | 0 | 0 | 0 | 39 | 0 |
| FSR | 611 | Rezervacije iz življenjskih zavarovanj | 0 | 0 | 0 | 0 | 0 | 0 | 0 | 0 | 0 |
| FSR | 612 | Rezervacije iz pokojninskih zavarovanj | 0 | 0 | 0 | 0 | 0 | 0 | 0 | 0 | 0 |
| FSR | 62 | Druge tehnične rezervacije | 40 | 0 | 40 | 0 | 0 | 0 | 0 | 40 | 0 |
| FSR | 7 | Druge terjatve | -213 | -139 | 37 | 1 | -23 | 13 | -2 | 48 | -111 |
| FSR | 71 | Trgovinski krediti in avansi | -147 | -94 | 55 | 1 | 1 | 5 | 0 | 48 | -108 |
| FSR | 79 | Drugo | -66 | -46 | -18 | 0 | -24 | 7 | -2 | 1 | -3 |
| OBV | F | Obveznosti | 2.602 | 313 | -686 | -1.477 | 375 | 59 | 4 | 353 | 800 |
| OBV | 2 | Gotovina in vloge | 2.510 | 87 | -196 | -660 | 455 | 4 | 0 | 4 | 425 |
| OBV | 21 | Gotovina | 1.772 | -2 | 1 | 0 | 1 | 0 | 0 | 0 | 0 |
| OBV | 22 | Prenosljive vloge | 415 | 103 | 312 | 0 | 300 | 7 | 0 | 6 | 0 |
| OBV | 29 | Druge vloge | 323 | -15 | -510 | -660 | 154 | -3 | 0 | -1 | 426 |
| OBV | 3 | Vrednostni papirji razen delnic | -614 | -5 | -620 | -813 | -66 | 5 | 0 | 253 | 12 |
| OBV | 331 | Kratkoročni | -87 | -7 | -79 | -152 | 32 | 0 | 0 | 41 | 0 |
| OBV | 332 | Dolgoročni | -494 | 2 | -510 | -651 | -80 | 6 | 0 | 214 | 14 |
| OBV | 34 | Izvedeni finančni instrumenti | -33 | 0 | -31 | -10 | -18 | -1 | 0 | -2 | -2 |
| OBV | 4 | Posojila | 38 | 34 | -186 | -1 | -168 | -17 | 3 | -3 | 190 |
| OBV | 41 | Kratkoročna | -241 | -7 | -235 | 0 | -203 | -27 | 2 | -6 | 0 |
| OBV | 42 | Dolgoročna | 279 | 40 | 49 | -1 | 36 | 10 | 1 | 2 | 190 |
| OBV | 5 | Delnice in drug lastniški kapital | 492 | 65 | 284 | 0 | 159 | 65 | 0 | 60 | 159 |
| OBV | 511 | Delnice, ki kotirajo | 97 | 1 | 110 | 0 | 71 | 32 | 0 | 7 | -4 |
| OBV | 512 | Delnice, ki ne kotirajo | 63 | -8 | 71 | 0 | 67 | 0 | 0 | 3 | 0 |
| OBV | 513 | Drug lastniški kapital | 265 | 77 | 36 | 0 | 21 | 15 | 0 | 0 | 153 |
| OBV | 52 | Delnice/enote investicijskih skladov | 67 | -5 | 67 | 0 | 0 | 18 | 0 | 49 | 10 |
| OBV | 6 | Zavarovalno tehnične rezervacije | -10 | 0 | -13 | 0 | 0 | 0 | 0 | -13 | 0 |
| OBV | 611 | Rezervacije iz življenjskih zavarovanj | 3 | 0 | 0 | 0 | 0 | 0 | 0 | 0 | 0 |
| OBV | 612 | Rezervacije iz pokojninskih zavarovanj | 0 | 0 | 0 | 0 | 0 | 0 | 0 | 0 | 0 |
| OBV | 62 | Druge tehnične rezervacije | -13 | 0 | -13 | 0 | 0 | 0 | 0 | -13 | 0 |
| OBV | 7 | Druge obveznosti | 186 | 132 | 45 | -3 | -6 | 2 | 1 | 51 | 13 |
| OBV | 71 | Trgovinski krediti in avansi | 207 | 145 | 53 | 0 | 1 | 0 | 0 | 52 | 12 |
| OBV | 79 | Drugo | -20 | -13 | -8 | -3 | -7 | 3 | 1 | -1 | 1 |
| NETO | | Neto finančna sredstva | -3.225 | 357 | -4.942 | -2.134 | -2.460 | -124 | -9 | -215 | 3.537 |
| | | | Gospodarstvo Slovenije/ Total economy | Ne finančne družbe/ Non-financial corporations | Finančne družbe/ Financial corporations | Centralna banka/ Central Bank | Druge denarne finančne institucije/ Other monetary financial institutions | Drugi finančni posredniki / Other financial intermediaries | Izvajalci pomožnih finančnih dejavnosti/ Financial auxiliaries | Zavarovalnice in pokojninski sklad/ Insurance corporations and pension funds | Država/ General government |
| | | | S1 | S11 | S12 | S121 | S122 | S123 | S124 | S125 | S13 |

S.2 - Rest of the world

Non-consolidated financial accounts - transactions 2013

B.1.8.2.

EUR millions

| Institutional sectors | | | | | | | | | | | Financial instruments | Code | Item type | |
|---|-------------------------------------|--|------------------------------|--|------------------------------|-----------------------|----------------------------|---|---------------------------------------|---|------------------------------|------|-----------|--|
| S1311 | S1313 | S1314 | S14 | S15 | S2 | S21 | S2111 | S2112 | S22 | | | | | |
| 4.336 | 1 | -1 | 0 | 0 | 0 | 0 | 0 | 0 | 0 | 0 | Financial assets | F | FAS | |
| 0 | 0 | 0 | 0 | 0 | 0 | 0 | 0 | 0 | 0 | 0 | Monetary gold and SDRs | 1 | FAS | |
| 0 | 0 | 0 | 0 | 0 | 0 | 0 | 0 | 0 | 0 | 0 | Currency and deposits | 2 | FAS | |
| 0 | 0 | 0 | 0 | 0 | 0 | 0 | 0 | 0 | 0 | 0 | Currency | 21 | FAS | |
| 0 | 0 | 0 | 0 | 0 | 0 | 0 | 0 | 0 | 0 | 0 | Transferable deposits | 22 | FAS | |
| 0 | 0 | 0 | 0 | 0 | 0 | 0 | 0 | 0 | 0 | 0 | Other deposits | 29 | FAS | |
| 4.000 | 0 | 0 | 0 | 0 | 0 | 0 | 0 | 0 | 0 | 0 | Securities other than shares | 3 | FAS | |
| -146 | 0 | 0 | 0 | 0 | 0 | 0 | 0 | 0 | 0 | 0 | Short-term | 331 | FAS | |
| 4.146 | 0 | 0 | 0 | 0 | 0 | 0 | 0 | 0 | 0 | 0 | Long-term | 332 | FAS | |
| 0 | 0 | 0 | 0 | 0 | 0 | 0 | 0 | 0 | 0 | 0 | Financial derivatives | 34 | FAS | |
| 447 | 0 | 0 | 0 | 0 | 0 | 0 | 0 | 0 | 0 | 0 | Loans | 4 | FAS | |
| 0 | 0 | 0 | 0 | 0 | 0 | 0 | 0 | 0 | 0 | 0 | Short-term | 41 | FAS | |
| 447 | 0 | 0 | 0 | 0 | 0 | 0 | 0 | 0 | 0 | 0 | Long-term | 42 | FAS | |
| 0 | 0 | 0 | 0 | 0 | 0 | 0 | 0 | 0 | 0 | 0 | Shares and other equity | 5 | FAS | |
| 0 | 0 | 0 | 0 | 0 | 0 | 0 | 0 | 0 | 0 | 0 | Quoted shares | 511 | FAS | |
| 0 | 0 | 0 | 0 | 0 | 0 | 0 | 0 | 0 | 0 | 0 | Unquoted shares | 512 | FAS | |
| 0 | 0 | 0 | 0 | 0 | 0 | 0 | 0 | 0 | 0 | 0 | Other equity | 513 | FAS | |
| 0 | 0 | 0 | 0 | 0 | 0 | 0 | 0 | 0 | 0 | 0 | Mutual funds shares | 52 | FAS | |
| 0 | 0 | 0 | 0 | 0 | 0 | 0 | 0 | 0 | 0 | 0 | Insurance technical reserves | 6 | FAS | |
| 0 | 0 | 0 | 0 | 0 | 0 | 0 | 0 | 0 | 0 | 0 | Life insurance reserves | 611 | FAS | |
| 0 | 0 | 0 | 0 | 0 | 0 | 0 | 0 | 0 | 0 | 0 | Pension fund reserves | 612 | FAS | |
| 0 | 0 | 0 | 0 | 0 | 0 | 0 | 0 | 0 | 0 | 0 | Other technical reserves | 62 | FAS | |
| -111 | 1 | -1 | 0 | 0 | 0 | 0 | 0 | 0 | 0 | 0 | Other accounts receivable | 7 | FAS | |
| -108 | 1 | -1 | 0 | 0 | 0 | 0 | 0 | 0 | 0 | 0 | Trade credits and advances | 71 | FAS | |
| -3 | 0 | 0 | 0 | 0 | 0 | 0 | 0 | 0 | 0 | 0 | Other | 79 | FAS | |
| 800 | 4 | -5 | 2177 | -1 | 0 | 0 | 0 | 0 | 0 | 0 | Liabilities | F | LIA | |
| 425 | 0 | 0 | 2194 | 0 | 0 | 0 | 0 | 0 | 0 | 0 | Currency and deposits | 2 | LIA | |
| 0 | 0 | 0 | 1773 | 0 | 0 | 0 | 0 | 0 | 0 | 0 | Currency | 21 | LIA | |
| 0 | 0 | 0 | 0 | 0 | 0 | 0 | 0 | 0 | 0 | 0 | Transferable deposits | 22 | LIA | |
| 426 | 0 | 0 | 421 | 0 | 0 | 0 | 0 | 0 | 0 | 0 | Other deposits | 29 | LIA | |
| 19 | 0 | -7 | -1 | -1 | 0 | 0 | 0 | 0 | 0 | 0 | Securities other than shares | 3 | LIA | |
| 0 | 0 | 0 | 0 | 0 | 0 | 0 | 0 | 0 | 0 | 0 | Short-term | 331 | LIA | |
| 20 | 0 | -7 | 1 | 0 | 0 | 0 | 0 | 0 | 0 | 0 | Long-term | 332 | LIA | |
| -2 | 0 | 0 | -1 | 0 | 0 | 0 | 0 | 0 | 0 | 0 | Financial derivatives | 34 | LIA | |
| 190 | 0 | 0 | 0 | 0 | 0 | 0 | 0 | 0 | 0 | 0 | Loans | 4 | LIA | |
| 0 | 0 | 0 | 0 | 0 | 0 | 0 | 0 | 0 | 0 | 0 | Short-term | 41 | LIA | |
| 190 | 0 | 0 | 0 | 0 | 0 | 0 | 0 | 0 | 0 | 0 | Long-term | 42 | LIA | |
| 155 | 0 | 4 | -16 | 0 | 0 | 0 | 0 | 0 | 0 | 0 | Shares and other equity | 5 | LIA | |
| -4 | 0 | 0 | -10 | 0 | 0 | 0 | 0 | 0 | 0 | 0 | Quoted shares | 511 | LIA | |
| 0 | 0 | 0 | 0 | 0 | 0 | 0 | 0 | 0 | 0 | 0 | Unquoted shares | 512 | LIA | |
| 153 | 0 | 0 | 0 | 0 | 0 | 0 | 0 | 0 | 0 | 0 | Other equity | 513 | LIA | |
| 7 | 0 | 4 | -6 | 0 | 0 | 0 | 0 | 0 | 0 | 0 | Mutual funds shares | 52 | LIA | |
| 0 | 0 | 0 | 3 | 0 | 0 | 0 | 0 | 0 | 0 | 0 | Insurance technical reserves | 6 | LIA | |
| 0 | 0 | 0 | 3 | 0 | 0 | 0 | 0 | 0 | 0 | 0 | Life insurance reserves | 611 | LIA | |
| 0 | 0 | 0 | 0 | 0 | 0 | 0 | 0 | 0 | 0 | 0 | Pension fund reserves | 612 | LIA | |
| 0 | 0 | 0 | 0 | 0 | 0 | 0 | 0 | 0 | 0 | 0 | Other technical reserves | 62 | LIA | |
| 10 | 4 | -1 | -4 | 0 | 0 | 0 | 0 | 0 | 0 | 0 | Other accounts payable | 7 | LIA | |
| 10 | 4 | -1 | -4 | 0 | 0 | 0 | 0 | 0 | 0 | 0 | Trade credits and advances | 71 | LIA | |
| 1 | 0 | 0 | 0 | 0 | 0 | 0 | 0 | 0 | 0 | 0 | Other | 79 | LIA | |
| 3.536 | -3 | 4 | -2177 | 0 | 0 | 0 | 0 | 0 | 0 | 0 | Net financial assets | NETO | | |
| Centralna država/ Central government | Lokalna država/ Local government | Skлади socialne varnosti/ Social security funds | Gospodinjstva/ Households | Nepr. instit. ki opravljajo storitve za gospod./ Non-profit institutions serving households | Tujina/ Rest of the world | EU/ European Union | EMU/ Members of the EMU | Ostale članice EU/ European Union, not EMU | Ostali (izven EU)/ Others (not EU) | | | | | |
| S1311 | S1313 | S1314 | S14 | S15 | S2 | S21 | S2111 | S2112 | S22 | | | | | |

B.1.8.2.

S.2 - tujina

B.1.8.3. Nekonsolidirani finančni računi - vrednostne spremembe 2013

v mio EUR

| Vrsta post. | Oznaka | Finančni instrumenti | Institucionalni sektorji | | | | | | | | |
|-------------|--------|--|--|---|--|----------------------------------|--|---|--|---|-------------------------------|
| | | | S1 | S11 | S12 | S121 | S122 | S123 | S124 | S125 | S13 |
| FSR | F | Finančna sredstva | -852 | -67 | -909 | -10 | -766 | -140 | 1 | 6 | 124 |
| FSR | 1 | Monetarno zlato in SDR | -12 | 0 | -12 | -12 | 0 | 0 | 0 | 0 | 0 |
| FSR | 2 | Gotovina in vloge | -11 | 0 | -11 | 0 | -11 | 0 | 0 | 0 | 0 |
| FSR | 21 | Gotovina | 0 | 0 | 0 | 0 | 0 | 0 | 0 | 0 | 0 |
| FSR | 22 | Prenosljive vloge | -7 | 0 | -7 | 0 | -7 | 0 | 0 | 0 | 0 |
| FSR | 29 | Druge vloge | -4 | 0 | -4 | 0 | -4 | 0 | 0 | 0 | 0 |
| FSR | 3 | Vrednostni papirji razen delnic | 87 | -15 | -31 | 2 | -33 | 0 | 0 | 0 | 132 |
| FSR | 331 | Kratkoročni | -82 | 0 | 0 | 0 | 0 | 0 | 0 | 0 | -82 |
| FSR | 332 | Dolgoročni | 226 | -15 | 27 | 0 | 27 | 0 | 0 | 0 | 214 |
| FSR | 34 | Izvedeni finančni instrumenti | -57 | 0 | -57 | 2 | -59 | 0 | 0 | 0 | 0 |
| FSR | 4 | Posojila | -432 | -75 | -357 | 0 | -358 | 3 | -1 | 0 | 0 |
| FSR | 41 | Kratkoročna | -11 | -11 | 1 | 0 | 0 | 2 | -1 | 0 | 0 |
| FSR | 42 | Dolgoročna | -421 | -64 | -357 | 0 | -358 | 1 | 0 | 0 | 0 |
| FSR | 5 | Delnice in drug lastniški kapital | -334 | 153 | -487 | 0 | -372 | -128 | 0 | 13 | 0 |
| FSR | 511 | Delnice, ki kotirajo | 0 | -4 | 4 | 0 | -11 | 1 | 0 | 14 | 0 |
| FSR | 512 | Delnice, ki ne kotirajo | -448 | 9 | -457 | 0 | -361 | -89 | 0 | -7 | 0 |
| FSR | 513 | Drug lastniški kapital | 108 | 148 | -40 | 0 | 0 | -46 | 0 | 6 | 0 |
| FSR | 52 | Delnice/enote investicijskih skladov | 6 | 0 | 6 | 0 | 0 | 6 | 0 | 0 | 0 |
| FSR | 6 | Zavarovalno tehnične rezervacije | -4 | 0 | -4 | 0 | 0 | 0 | 0 | -4 | 0 |
| FSR | 611 | Rezervacije iz življenjskih zavarovanj | -1 | 0 | -1 | 0 | 0 | 0 | 0 | -1 | 0 |
| FSR | 612 | Rezervacije iz pokojninskih zavarovanj | 0 | 0 | 0 | 0 | 0 | 0 | 0 | 0 | 0 |
| FSR | 62 | Druge tehnične rezervacije | -3 | 0 | -3 | 0 | 0 | 0 | 0 | -3 | 0 |
| FSR | 7 | Druge terjatve | -146 | -131 | -8 | 0 | 7 | -15 | 2 | -2 | -8 |
| FSR | 71 | Trgovinski krediti in avansi | -157 | -151 | -1 | 0 | 0 | -3 | 0 | 1 | -5 |
| FSR | 79 | Drugo | 11 | 20 | -6 | 0 | 7 | -12 | 2 | -3 | -3 |
| OBV | F | Obveznosti | -1922 | -362 | -232 | 124 | -486 | 79 | -2 | 54 | 5 |
| OBV | 2 | Gotovina in vloge | -1349 | 6 | -18 | -8 | -27 | 8 | 0 | 10 | 0 |
| OBV | 21 | Gotovina | -1347 | 0 | -1 | 0 | -1 | 0 | 0 | 0 | 0 |
| OBV | 22 | Prenosljive vloge | -17 | 0 | -17 | 0 | -17 | 0 | 0 | 0 | 0 |
| OBV | 29 | Druge vloge | 14 | 6 | 0 | -8 | -10 | 8 | 0 | 10 | 0 |
| OBV | 3 | Vrednostni papirji razen delnic | 62 | 0 | 63 | 134 | -79 | -5 | 0 | 13 | 1 |
| OBV | 331 | Kratkoročni | 154 | 0 | 154 | 152 | 3 | 0 | 0 | -1 | 0 |
| OBV | 332 | Dolgoročni | -64 | 0 | -63 | -32 | -40 | -6 | 0 | 14 | 1 |
| OBV | 34 | Izvedeni finančni instrumenti | -28 | 0 | -28 | 13 | -42 | 0 | 0 | 0 | 0 |
| OBV | 4 | Posojila | -39 | -16 | -23 | -2 | -26 | 6 | -3 | 1 | 0 |
| OBV | 41 | Kratkoročna | -68 | -29 | -39 | 0 | -8 | -29 | -3 | 0 | 0 |
| OBV | 42 | Dolgoročna | 30 | 13 | 17 | -2 | -18 | 35 | 0 | 1 | 0 |
| OBV | 5 | Delnice in drug lastniški kapital | -492 | -240 | -267 | 0 | -357 | 51 | 1 | 38 | 8 |
| OBV | 511 | Delnice, ki kotirajo | -81 | -14 | -74 | 0 | -160 | 72 | -1 | 16 | -1 |
| OBV | 512 | Delnice, ki ne kotirajo | -306 | -1 | -167 | 0 | -165 | 1 | 1 | -4 | -137 |
| OBV | 513 | Drug lastniški kapital | -150 | -230 | -55 | 0 | -30 | -25 | 0 | 0 | 136 |
| OBV | 52 | Delnice/enote investicijskih skladov | 44 | 5 | 29 | 0 | -2 | 3 | 0 | 27 | 11 |
| OBV | 6 | Zavarovalno tehnične rezervacije | 0 | 0 | 0 | 0 | 0 | 0 | 0 | 0 | 0 |
| OBV | 611 | Rezervacije iz življenjskih zavarovanj | 0 | 0 | 0 | 0 | 0 | 0 | 0 | 0 | 0 |
| OBV | 612 | Rezervacije iz pokojninskih zavarovanj | 0 | 0 | 0 | 0 | 0 | 0 | 0 | 0 | 0 |
| OBV | 62 | Druge tehnične rezervacije | 0 | 0 | 0 | 0 | 0 | 0 | 0 | 0 | 0 |
| OBV | 7 | Druge obveznosti | -105 | -113 | 12 | 0 | 2 | 19 | 0 | -9 | -4 |
| OBV | 71 | Trgovinski krediti in avansi | -109 | -99 | -10 | 0 | 0 | -1 | 0 | -9 | 0 |
| OBV | 79 | Drugo | 5 | -14 | 23 | 0 | 2 | 20 | 0 | 0 | -4 |
| NETO | | Neto finančna sredstva | 1070 | 295 | -677 | -134 | -280 | -218 | 3 | -47 | 119 |
| | | | Gospodarstvo Slovenije/ Total economy | Neto finančne družbe/ Non-financial corporations | Finančne družbe/ Financial corporations | Centralna banka/ Central Bank | Druge denarne finančne institucije/ Other monetary financial institutions | Drugi finančni posredniki / Other financial intermediaries | Izvajalci pomožnih finančnih dejavnosti/ Financial auxiliaries | Zavarovalnice in pokojninski sklad/ Insurance corporations and pension funds | Država/ General government |
| | | | S1 | S11 | S12 | S121 | S122 | S123 | S124 | S125 | S13 |

S.2 - Rest of the world

Non-consolidated financial accounts - revaluation changes 2013

B.1.8.3.

EUR millions

| Institutional sectors | | | | | | | | | | | Financial instruments | Code | Item type | |
|---|-------------------------------------|--|------------------------------|---|------------------------------|-----------------------|----------------------------|---|---------------------------------------|---|------------------------------|------|-----------|--|
| S1311 | S1313 | S1314 | S14 | S15 | S2 | S21 | S2111 | S2112 | S22 | | | | | |
| 125 | 0 | 0 | 0 | 0 | 0 | 0 | 0 | 0 | 0 | 0 | Financial assets | F | FAS | |
| 0 | 0 | 0 | 0 | 0 | 0 | 0 | 0 | 0 | 0 | 0 | Monetary gold and SDRs | 1 | FAS | |
| 0 | 0 | 0 | 0 | 0 | 0 | 0 | 0 | 0 | 0 | 0 | Currency and deposits | 2 | FAS | |
| 0 | 0 | 0 | 0 | 0 | 0 | 0 | 0 | 0 | 0 | 0 | Currency | 21 | FAS | |
| 0 | 0 | 0 | 0 | 0 | 0 | 0 | 0 | 0 | 0 | 0 | Transferable deposits | 22 | FAS | |
| 0 | 0 | 0 | 0 | 0 | 0 | 0 | 0 | 0 | 0 | 0 | Other deposits | 29 | FAS | |
| 132 | 0 | 0 | 0 | 0 | 0 | 0 | 0 | 0 | 0 | 0 | Securities other than shares | 3 | FAS | |
| -82 | 0 | 0 | 0 | 0 | 0 | 0 | 0 | 0 | 0 | 0 | Short-term | 331 | FAS | |
| 214 | 0 | 0 | 0 | 0 | 0 | 0 | 0 | 0 | 0 | 0 | Long-term | 332 | FAS | |
| 0 | 0 | 0 | 0 | 0 | 0 | 0 | 0 | 0 | 0 | 0 | Financial derivatives | 34 | FAS | |
| 0 | 0 | 0 | 0 | 0 | 0 | 0 | 0 | 0 | 0 | 0 | Loans | 4 | FAS | |
| 0 | 0 | 0 | 0 | 0 | 0 | 0 | 0 | 0 | 0 | 0 | Short-term | 41 | FAS | |
| 0 | 0 | 0 | 0 | 0 | 0 | 0 | 0 | 0 | 0 | 0 | Long-term | 42 | FAS | |
| 0 | 0 | 0 | 0 | 0 | 0 | 0 | 0 | 0 | 0 | 0 | Shares and other equity | 5 | FAS | |
| 0 | 0 | 0 | 0 | 0 | 0 | 0 | 0 | 0 | 0 | 0 | Quoted shares | 511 | FAS | |
| 0 | 0 | 0 | 0 | 0 | 0 | 0 | 0 | 0 | 0 | 0 | Unquoted shares | 512 | FAS | |
| 0 | 0 | 0 | 0 | 0 | 0 | 0 | 0 | 0 | 0 | 0 | Other equity | 513 | FAS | |
| 0 | 0 | 0 | 0 | 0 | 0 | 0 | 0 | 0 | 0 | 0 | Mutual funds shares | 52 | FAS | |
| 0 | 0 | 0 | 0 | 0 | 0 | 0 | 0 | 0 | 0 | 0 | Insurance technical reserves | 6 | FAS | |
| 0 | 0 | 0 | 0 | 0 | 0 | 0 | 0 | 0 | 0 | 0 | Life insurance reserves | 611 | FAS | |
| 0 | 0 | 0 | 0 | 0 | 0 | 0 | 0 | 0 | 0 | 0 | Pension fund reserves | 612 | FAS | |
| 0 | 0 | 0 | 0 | 0 | 0 | 0 | 0 | 0 | 0 | 0 | Other technical reserves | 62 | FAS | |
| -7 | 0 | 0 | 0 | 0 | 0 | 0 | 0 | 0 | 0 | 0 | Other accounts receivable | 7 | FAS | |
| -5 | 0 | 0 | 0 | 0 | 0 | 0 | 0 | 0 | 0 | 0 | Trade credits and advances | 71 | FAS | |
| -3 | 0 | 0 | 0 | 0 | 0 | 0 | 0 | 0 | 0 | 0 | Other | 79 | FAS | |
| -7 | 0 | 12 | -1332 | -1 | 0 | 0 | 0 | 0 | 0 | 0 | Liabilities | F | LIA | |
| 0 | 0 | 0 | -1338 | 0 | 0 | 0 | 0 | 0 | 0 | 0 | Currency and deposits | 2 | LIA | |
| 0 | 0 | 0 | -1346 | 0 | 0 | 0 | 0 | 0 | 0 | 0 | Currency | 21 | LIA | |
| 0 | 0 | 0 | 0 | 0 | 0 | 0 | 0 | 0 | 0 | 0 | Transferable deposits | 22 | LIA | |
| 0 | 0 | 0 | 8 | 0 | 0 | 0 | 0 | 0 | 0 | 0 | Other deposits | 29 | LIA | |
| 0 | 0 | 0 | -2 | 0 | 0 | 0 | 0 | 0 | 0 | 0 | Securities other than shares | 3 | LIA | |
| 0 | 0 | 0 | 0 | 0 | 0 | 0 | 0 | 0 | 0 | 0 | Short-term | 331 | LIA | |
| 0 | 0 | 0 | -2 | 0 | 0 | 0 | 0 | 0 | 0 | 0 | Long-term | 332 | LIA | |
| 0 | 0 | 0 | 0 | 0 | 0 | 0 | 0 | 0 | 0 | 0 | Financial derivatives | 34 | LIA | |
| 0 | 0 | 0 | 0 | 0 | 0 | 0 | 0 | 0 | 0 | 0 | Loans | 4 | LIA | |
| 0 | 0 | 0 | 0 | 0 | 0 | 0 | 0 | 0 | 0 | 0 | Short-term | 41 | LIA | |
| 0 | 0 | 0 | 0 | 0 | 0 | 0 | 0 | 0 | 0 | 0 | Long-term | 42 | LIA | |
| -3 | 0 | 11 | 7 | -1 | 0 | 0 | 0 | 0 | 0 | 0 | Shares and other equity | 5 | LIA | |
| -2 | 0 | 1 | 8 | 0 | 0 | 0 | 0 | 0 | 0 | 0 | Quoted shares | 511 | LIA | |
| -137 | 0 | 0 | 0 | 0 | 0 | 0 | 0 | 0 | 0 | 0 | Unquoted shares | 512 | LIA | |
| 136 | 0 | 0 | 0 | -1 | 0 | 0 | 0 | 0 | 0 | 0 | Other equity | 513 | LIA | |
| 0 | 0 | 11 | 0 | 0 | 0 | 0 | 0 | 0 | 0 | 0 | Mutual funds shares | 52 | LIA | |
| 0 | 0 | 0 | 0 | 0 | 0 | 0 | 0 | 0 | 0 | 0 | Insurance technical reserves | 6 | LIA | |
| 0 | 0 | 0 | 0 | 0 | 0 | 0 | 0 | 0 | 0 | 0 | Life insurance reserves | 611 | LIA | |
| 0 | 0 | 0 | 0 | 0 | 0 | 0 | 0 | 0 | 0 | 0 | Pension fund reserves | 612 | LIA | |
| 0 | 0 | 0 | 0 | 0 | 0 | 0 | 0 | 0 | 0 | 0 | Other technical reserves | 62 | LIA | |
| -4 | 0 | 0 | 0 | 0 | 0 | 0 | 0 | 0 | 0 | 0 | Other accounts payable | 7 | LIA | |
| 0 | 0 | 0 | 0 | 0 | 0 | 0 | 0 | 0 | 0 | 0 | Trade credits and advances | 71 | LIA | |
| -4 | 0 | 0 | 0 | 0 | 0 | 0 | 0 | 0 | 0 | 0 | Other | 79 | LIA | |
| 131 | 0 | -12 | 1332 | 1 | 0 | 0 | 0 | 0 | 0 | 0 | Net financial assets | NETO | | |
| Centralna država/ Central government | Lokalna država/ Local government | Skлади socialne varnosti/ Social security funds | Gospodinjstva/ Households | Nepr. instit., ki opravljajo storitve za gospod./ Non-profit institutions serving households | Tujina/ Rest of the world | EU/ European Union | EMU/ Members of the EMU | Ostale članice EU/ European Union, not EMU | Ostali (izven EU)/ Others (not EU) | | | | | |
| S1311 | S1313 | S1314 | S14 | S15 | S2 | S21 | S2111 | S2112 | S22 | | | | | |

B.1.8.3.

S.2 - tujina

B.1.8.4. Nekonsolidirani finančni računi - stanja 2013 (konec leta)

v mio EUR

| Vrsta post. | Oznaka | Finančni instrumenti | Institucionalni sektorji | | | | | | | | |
|-------------|--------|--|--|--|--|----------------------------------|--|---|--|---|-------------------------------|
| | | | S1 | S11 | S12 | S121 | S122 | S123 | S124 | S125 | S13 |
| FSR | F | Finančna sredstva | 49020 | 18676 | 14051 | 1055 | 8816 | 3451 | 14 | 715 | 16288 |
| FSR | 1 | Monetarno zlato in SDR | 0 | 0 | 0 | 0 | 0 | 0 | 0 | 0 | 0 |
| FSR | 2 | Gotovina in vloge | 2846 | 0 | 2846 | 1054 | 1793 | 0 | 0 | 0 | 0 |
| FSR | 21 | Gotovina | 0 | 0 | 0 | 0 | 0 | 0 | 0 | 0 | 0 |
| FSR | 22 | Prenosljive vloge | 1412 | 0 | 1412 | 1039 | 373 | 0 | 0 | 0 | 0 |
| FSR | 29 | Druge vloge | 1435 | 0 | 1435 | 15 | 1420 | 0 | 0 | 0 | 0 |
| FSR | 3 | Vrednostni papirji razen delnic | 15.957 | 245 | 1035 | 0 | 1034 | 0 | 0 | 1 | 14.678 |
| FSR | 331 | Kratkoročni | 106 | 4 | 55 | 0 | 55 | 0 | 0 | 0 | 47 |
| FSR | 332 | Dolgoročni | 15.701 | 237 | 834 | 0 | 833 | 0 | 0 | 1 | 14.631 |
| FSR | 34 | Izvedeni finančni instrumenti | 150 | 4 | 146 | 0 | 146 | 0 | 0 | 0 | 0 |
| FSR | 4 | Posojila | 16.376 | 7.058 | 8.023 | 0 | 4.811 | 3.186 | 2 | 23 | 1.294 |
| FSR | 41 | Kratkoročna | 1.209 | 997 | 212 | 0 | 0 | 211 | 2 | 0 | 0 |
| FSR | 42 | Dolgoročna | 15.167 | 6.061 | 7.811 | 0 | 4.811 | 2.975 | 1 | 23 | 1.294 |
| FSR | 5 | Delnice in drug lastniški kapital | 8.521 | 6.852 | 1.669 | 0 | 1.173 | 238 | 6 | 252 | 0 |
| FSR | 511 | Delnice, ki kotirajo | 801 | 689 | 112 | 0 | 0 | 1 | 0 | 111 | 0 |
| FSR | 512 | Delnice, ki ne kotirajo | 2.886 | 1.572 | 1.314 | 0 | 1.173 | 1 | 5 | 135 | 0 |
| FSR | 513 | Drug lastniški kapital | 4.805 | 4.591 | 215 | 0 | 0 | 207 | 1 | 6 | 0 |
| FSR | 52 | Delnice/enote investicijskih skladov | 28 | 0 | 28 | 0 | 0 | 28 | 0 | 0 | 0 |
| FSR | 6 | Zavarovalno tehnične rezervacije | 275 | 0 | 275 | 0 | 0 | 0 | 0 | 275 | 0 |
| FSR | 611 | Rezervacije iz življenjskih zavarovanj | 0 | 0 | 0 | 0 | 0 | 0 | 0 | 0 | 0 |
| FSR | 612 | Rezervacije iz pokojninskih zavarovanj | 2 | 0 | 2 | 0 | 0 | 0 | 0 | 2 | 0 |
| FSR | 62 | Druge tehnične rezervacije | 273 | 0 | 273 | 0 | 0 | 0 | 0 | 273 | 0 |
| FSR | 7 | Druge terjatve | 5.045 | 4.521 | 203 | 2 | 5 | 27 | 5 | 165 | 317 |
| FSR | 71 | Trgovinski krediti in avansi | 4.673 | 4.238 | 178 | 1 | 3 | 8 | 4 | 162 | 253 |
| FSR | 79 | Drugo | 372 | 283 | 25 | 0 | 2 | 18 | 2 | 2 | 64 |
| OBV | F | Obveznosti | 34.270 | 10.242 | 18.911 | 6.519 | 6.553 | 1.903 | 18 | 3.918 | 2.560 |
| OBV | 2 | Gotovina in vloge | 7.281 | 298 | 4.424 | 2.490 | 1.759 | 144 | 1 | 30 | 541 |
| OBV | 21 | Gotovina | 1.025 | 5 | 23 | 0 | 23 | 0 | 0 | 0 | 0 |
| OBV | 22 | Prenosljive vloge | 940 | 289 | 650 | 4 | 623 | 9 | 0 | 13 | 2 |
| OBV | 29 | Druge vloge | 5.316 | 4 | 3.751 | 2.486 | 1.112 | 135 | 1 | 17 | 540 |
| OBV | 3 | Vrednostni papirji razen delnic | 8.858 | 36 | 8.623 | 3.893 | 1.862 | 167 | 1 | 2.700 | 145 |
| OBV | 331 | Kratkoročni | 130 | 4 | 125 | 0 | 44 | 0 | 0 | 81 | 0 |
| OBV | 332 | Dolgoročni | 8.637 | 30 | 8.414 | 3.889 | 1.748 | 161 | 0 | 2.616 | 145 |
| OBV | 34 | Izvedeni finančni instrumenti | 91 | 1 | 83 | 4 | 70 | 7 | 0 | 2 | 0 |
| OBV | 4 | Posojila | 5.704 | 1.672 | 2.870 | 37 | 2.625 | 178 | 5 | 24 | 1.162 |
| OBV | 41 | Kratkoročna | 1.864 | 916 | 948 | 0 | 871 | 72 | 4 | 1 | 0 |
| OBV | 42 | Dolgoročna | 3.840 | 756 | 1.922 | 37 | 1.754 | 106 | 1 | 23 | 1.162 |
| OBV | 5 | Delnice in drug lastniški kapital | 6.723 | 3.028 | 2.737 | 96 | 289 | 1.350 | 2 | 1.000 | 578 |
| OBV | 511 | Delnice, ki kotirajo | 1.811 | 141 | 1.437 | 0 | 163 | 1.157 | 1 | 116 | 41 |
| OBV | 512 | Delnice, ki ne kotirajo | 519 | 303 | 215 | 21 | 115 | 5 | 1 | 73 | 1 |
| OBV | 513 | Drug lastniški kapital | 3.099 | 2.567 | 130 | 75 | 10 | 26 | 0 | 19 | 402 |
| OBV | 52 | Delnice/enote investicijskih skladov | 1.294 | 16 | 955 | 0 | 0 | 163 | 1 | 791 | 134 |
| OBV | 6 | Zavarovalno tehnične rezervacije | 131 | 0 | 29 | 0 | 0 | 0 | 0 | 29 | 0 |
| OBV | 611 | Rezervacije iz življenjskih zavarovanj | 102 | 0 | 0 | 0 | 0 | 0 | 0 | 0 | 0 |
| OBV | 612 | Rezervacije iz pokojninskih zavarovanj | 0 | 0 | 0 | 0 | 0 | 0 | 0 | 0 | 0 |
| OBV | 62 | Druge tehnične rezervacije | 29 | 0 | 29 | 0 | 0 | 0 | 0 | 29 | 0 |
| OBV | 7 | Druge obveznosti | 5.573 | 5.209 | 229 | 3 | 18 | 63 | 9 | 135 | 133 |
| OBV | 71 | Trgovinski krediti in avansi | 5.178 | 4.994 | 141 | 0 | 2 | 17 | 2 | 121 | 41 |
| OBV | 79 | Drugo | 395 | 215 | 87 | 3 | 17 | 47 | 7 | 14 | 92 |
| NETO | | Neto finančna sredstva | 14.750 | 8.434 | -4.860 | -5.464 | 2.263 | 1.548 | -4 | -3.203 | 13.728 |
| | | | Gospodarstvo Slovenije/ Total economy | Nefinančne družbe/ Non-financial corporations | Finančne družbe/ Financial corporations | Centralna banka/ Central Bank | Druge denarne finančne institucije/ Other monetary financial institutions | Drugi finančni posredniki / Other financial intermediaries | Izvajalci pomožnih finančnih dejavnosti/ Financial auxiliaries | Zavarovalnice in pokojninski sklad/ Insurance corporations and pension funds | Država/ General government |
| | | | S1 | S11 | S12 | S121 | S122 | S123 | S124 | S125 | S13 |

S.2 - Rest of the world

Non-consolidated financial accounts - outstanding amounts 2013 (end of year)

B.1.8.4.

EUR millions

| Institutional sectors | | | | | | | | | | | Financial instruments | Code | Item type | |
|---|-------------------------------------|--|------------------------------|--|------------------------------|-----------------------|----------------------------|---|---------------------------------------|---|------------------------------|------|-----------|--|
| S1311 | S1313 | S1314 | S14 | S15 | S2 | S21 | S2111 | S2112 | S22 | | | | | |
| 16264 | 1 | 23 | 5 | 0 | 0 | 0 | 0 | 0 | 0 | 0 | Financial assets | F | FAS | |
| 0 | 0 | 0 | 0 | 0 | 0 | 0 | 0 | 0 | 0 | 0 | Monetary gold and SDRs | 1 | FAS | |
| 0 | 0 | 0 | 0 | 0 | 0 | 0 | 0 | 0 | 0 | 0 | Currency and deposits | 2 | FAS | |
| 0 | 0 | 0 | 0 | 0 | 0 | 0 | 0 | 0 | 0 | 0 | Currency | 21 | FAS | |
| 0 | 0 | 0 | 0 | 0 | 0 | 0 | 0 | 0 | 0 | 0 | Transferable deposits | 22 | FAS | |
| 0 | 0 | 0 | 0 | 0 | 0 | 0 | 0 | 0 | 0 | 0 | Other deposits | 29 | FAS | |
| 14678 | 0 | 0 | 0 | 0 | 0 | 0 | 0 | 0 | 0 | 0 | Securities other than shares | 3 | FAS | |
| 47 | 0 | 0 | 0 | 0 | 0 | 0 | 0 | 0 | 0 | 0 | Short-term | 331 | FAS | |
| 14631 | 0 | 0 | 0 | 0 | 0 | 0 | 0 | 0 | 0 | 0 | Long-term | 332 | FAS | |
| 0 | 0 | 0 | 0 | 0 | 0 | 0 | 0 | 0 | 0 | 0 | Financial derivatives | 34 | FAS | |
| 1294 | 0 | 0 | 1 | 0 | 0 | 0 | 0 | 0 | 0 | 0 | Loans | 4 | FAS | |
| 0 | 0 | 0 | 0 | 0 | 0 | 0 | 0 | 0 | 0 | 0 | Short-term | 41 | FAS | |
| 1294 | 0 | 0 | 1 | 0 | 0 | 0 | 0 | 0 | 0 | 0 | Long-term | 42 | FAS | |
| 0 | 0 | 0 | 0 | 0 | 0 | 0 | 0 | 0 | 0 | 0 | Shares and other equity | 5 | FAS | |
| 0 | 0 | 0 | 0 | 0 | 0 | 0 | 0 | 0 | 0 | 0 | Quoted shares | 511 | FAS | |
| 0 | 0 | 0 | 0 | 0 | 0 | 0 | 0 | 0 | 0 | 0 | Unquoted shares | 512 | FAS | |
| 0 | 0 | 0 | 0 | 0 | 0 | 0 | 0 | 0 | 0 | 0 | Other equity | 513 | FAS | |
| 0 | 0 | 0 | 0 | 0 | 0 | 0 | 0 | 0 | 0 | 0 | Mutual funds shares | 52 | FAS | |
| 0 | 0 | 0 | 0 | 0 | 0 | 0 | 0 | 0 | 0 | 0 | Insurance technical reserves | 6 | FAS | |
| 0 | 0 | 0 | 0 | 0 | 0 | 0 | 0 | 0 | 0 | 0 | Life insurance reserves | 611 | FAS | |
| 0 | 0 | 0 | 0 | 0 | 0 | 0 | 0 | 0 | 0 | 0 | Pension fund reserves | 612 | FAS | |
| 0 | 0 | 0 | 0 | 0 | 0 | 0 | 0 | 0 | 0 | 0 | Other technical reserves | 62 | FAS | |
| 293 | 1 | 23 | 4 | 0 | 0 | 0 | 0 | 0 | 0 | 0 | Other accounts receivable | 7 | FAS | |
| 229 | 1 | 23 | 4 | 0 | 0 | 0 | 0 | 0 | 0 | 0 | Trade credits and advances | 71 | FAS | |
| 63 | 0 | 0 | 0 | 0 | 0 | 0 | 0 | 0 | 0 | 0 | Other | 79 | FAS | |
| 2379 | 4 | 177 | 2552 | 5 | 0 | 0 | 0 | 0 | 0 | 0 | Liabilities | F | LIA | |
| 541 | 0 | 0 | 2018 | 0 | 0 | 0 | 0 | 0 | 0 | 0 | Currency and deposits | 2 | LIA | |
| 0 | 0 | 0 | 997 | 0 | 0 | 0 | 0 | 0 | 0 | 0 | Currency | 21 | LIA | |
| 2 | 0 | 0 | 0 | 0 | 0 | 0 | 0 | 0 | 0 | 0 | Transferable deposits | 22 | LIA | |
| 540 | 0 | 0 | 1020 | 0 | 0 | 0 | 0 | 0 | 0 | 0 | Other deposits | 29 | LIA | |
| 103 | 0 | 42 | 54 | 0 | 0 | 0 | 0 | 0 | 0 | 0 | Securities other than shares | 3 | LIA | |
| 0 | 0 | 0 | 0 | 0 | 0 | 0 | 0 | 0 | 0 | 0 | Short-term | 331 | LIA | |
| 103 | 0 | 42 | 47 | 0 | 0 | 0 | 0 | 0 | 0 | 0 | Long-term | 332 | LIA | |
| 0 | 0 | 0 | 7 | 0 | 0 | 0 | 0 | 0 | 0 | 0 | Financial derivatives | 34 | LIA | |
| 1162 | 0 | 0 | 0 | 0 | 0 | 0 | 0 | 0 | 0 | 0 | Loans | 4 | LIA | |
| 0 | 0 | 0 | 0 | 0 | 0 | 0 | 0 | 0 | 0 | 0 | Short-term | 41 | LIA | |
| 1162 | 0 | 0 | 0 | 0 | 0 | 0 | 0 | 0 | 0 | 0 | Long-term | 42 | LIA | |
| 462 | 0 | 116 | 376 | 4 | 0 | 0 | 0 | 0 | 0 | 0 | Shares and other equity | 5 | LIA | |
| 32 | 0 | 9 | 190 | 1 | 0 | 0 | 0 | 0 | 0 | 0 | Quoted shares | 511 | LIA | |
| 1 | 0 | 0 | 0 | 0 | 0 | 0 | 0 | 0 | 0 | 0 | Unquoted shares | 512 | LIA | |
| 402 | 0 | 0 | 0 | 0 | 0 | 0 | 0 | 0 | 0 | 0 | Other equity | 513 | LIA | |
| 27 | 0 | 107 | 186 | 3 | 0 | 0 | 0 | 0 | 0 | 0 | Mutual funds shares | 52 | LIA | |
| 0 | 0 | 0 | 102 | 0 | 0 | 0 | 0 | 0 | 0 | 0 | Insurance technical reserves | 6 | LIA | |
| 0 | 0 | 0 | 102 | 0 | 0 | 0 | 0 | 0 | 0 | 0 | Life insurance reserves | 611 | LIA | |
| 0 | 0 | 0 | 0 | 0 | 0 | 0 | 0 | 0 | 0 | 0 | Pension fund reserves | 612 | LIA | |
| 0 | 0 | 0 | 0 | 0 | 0 | 0 | 0 | 0 | 0 | 0 | Other technical reserves | 62 | LIA | |
| 111 | 4 | 19 | 2 | 0 | 0 | 0 | 0 | 0 | 0 | 0 | Other accounts payable | 7 | LIA | |
| 18 | 4 | 19 | 2 | 0 | 0 | 0 | 0 | 0 | 0 | 0 | Trade credits and advances | 71 | LIA | |
| 92 | 0 | 0 | 0 | 0 | 0 | 0 | 0 | 0 | 0 | 0 | Other | 79 | LIA | |
| 13886 | -3 | -155 | -2547 | -4 | 0 | 0 | 0 | 0 | 0 | 0 | Net financial assets | | NETO | |
| Centralna država/ Central government | Lokalna država/ Local government | Skлади socialne varnosti/ Social security funds | Gospodinjstva/ Households | Nepr. instit. ki opravljajo storitve za gospod./ Non-profit institutions serving households | Tujina/ Rest of the world | EU/ European Union | EMU/ Members of the EMU | Ostale članice EU/ European Union, not EMU | Ostali (izven EU)/ Others (not EU) | | | | | |
| S1311 | S1313 | S1314 | S14 | S15 | S2 | S21 | S2111 | S2112 | S22 | | | | | |

B.1.8.4.

3. METODOLOGIJA FINANČNIH RAČUNOV

3.1 Metodologija ESA95

Metodološko osnovo za sestavo finančnih računov predstavlja ESA95 (European system of accounts/ESR95 – Evropski sistem računov).

Finančni računi prikazujejo stanja in tokove, ki jih imajo posamezni institucionalni sektorji v posameznih finančnih instrumentih kot terjatve in kot obveznosti.

Finančni račun prikazuje, kako se razporedi presežek oziroma pokriva primanjkljaj s transakcijami finančnih sredstev (terjatev) in obveznosti.

Neto postavka finančnega računa, ki predstavlja transakcije v finančnih sredstvih, zmanjšane za transakcije v obveznostih, naj bi bila praviloma enake vrednosti, kot je neto postavka nefinančnega računa (neto posojanje oziroma neto izposojanje B.9).

Osnovna načela ESA95 so:

- vrednotenje vseh sredstev in obveznosti po tekoči tržni vrednosti;
- razlika med finančnimi sredstvi in obveznostmi predstavlja neto finančna sredstva;
- razlika med celotnimi sredstvi (finančnimi in nefinančnimi) in obveznostmi predstavlja neto vrednost;
- neto vrednost in kapital predstavljata lastne sklade.

Postavke iz finančnih računov in postavke iz bilance stanja niso vrednostno enake že zaradi zgoraj omenjenih načel ESA95.

Finančni računi so nekonsolidirani in konsolidirani. V konsolidiranem računu so izločene terjatve in obveznosti med institucionalnimi enotami v okviru opazovanega sektorja.

3.2 Institucionalni sektorji

Finančni računi prikazujejo stanje in tokove v finančnih sredstvih in obveznostih po različnih sektorjih oziroma podsektorjih po SKIS (Standardni klasifikaciji institucionalnih sektorjev, Ur. list RS št. 13/06).

Pregled sektorjev in podsektorjev:

| Oznaka sektorja | Naziv sektorja |
|-----------------|--|
| S.1 | Gospodarstvo Slovenije |
| S.11 | Nefinančne družbe |
| S.12 | Finančne družbe |
| S.121 | Centralna banka |
| S.122 | Druge denarne finančne institucije |
| S.123 | Drugi finančni posredniki razen zavarovalnic in pokojninskih skladov |
| S.124 | Izvajalci pomožnih finančnih dejavnosti |
| S.125 | Zavarovalnice in pokojninski skladi |
| S.13 | Država |
| S.1311 | Centralna država |
| S.1313 | Lokalna država |
| S.1314 | Skladi socialne varnosti |
| S.14 | Gospodinjstva |
| S.15 | Nepridobitne institucije, ki opravljajo storitve za gospodinjstva |
| S.2 | Tujina |
| S.21 | Evropska unija (EU) |
| S.2111 | Članice evroobmočja (EMU) |
| S.2112 | Ostale članice EU izven EMU (Ostale članice EU) ter institucije EU |
| S.22 | Tretje države in mednarodne organizacije (Ostali izven EU) |

Gospodarstvo Slovenije (S.1) predstavlja rezidenčne institucionalne enote.

Nefinančne družbe (S.11) so tržni proizvajalci, katerih osnovna dejavnost je proizvodnja blaga in nefinančnih storitev.

Centralna banka (S.121) je Banka Slovenije.

Druge denarne finančne institucije (S.122) vključujejo poslovne banke, hranilnice in sklade denarnega trga.

Drugi finančni posredniki razen zavarovalnic in pokojninskih skladov (S.123) so:

- vzajemni skladi;
- investicijske družbe (ID);
- družbe za upravljanje;
- družbe, ki se ukvarjajo s finančnim leasingom;
- družbe, ki se ukvarjajo s factoringom (trgovanje s terjatvami).

Izvajalci pomožnih finančnih dejavnosti (S.124) vključujejo:

- borzno posredniške hiše;
- menjalnice;
- institucije, ki nudijo storitve infrastrukture finančnih trgov (npr. KDD - Klirinško depotna družba);
- borze (Ljubljanska borza vrednostnih papirjev).

Zavarovalnice in pokojninski skladi (S.125) predstavljajo:

- zavarovalnice in pozavarovalnice;
- vzajemne pokojninske sklade;
- pokojninske družbe.

Centralna država (S.1311) vključuje:

- neposredne uporabnike državnega proračuna (nevladni, vladni in pravosodni proračunski uporabniki);
- posredne proračunske uporabnike (javni zavodi in agencije) na ravni države;
- javne sklade na ravni države;
- gospodarske družbe, vključene v S.1311.

Lokalna država (S.1313) predstavlja:

- občine;
- krajevne skupnosti;
- javne sklade na ravni občin;
- posredne proračunske uporabnike na lokalni ravni;
- gospodarske družbe, vključene v S.1313.

Skladi socialne varnosti (S.1314) so:

- Zavod za zdravstveno zavarovanje (ZZZS);
- Zavod za pokojninsko in invalidsko zavarovanje (ZPIZ);
- Kapitalska družba invalidskega in pokojninskega zavarovanja (KAD).

Sektor Gospodinjstva (S.14) predstavlja prebivalstvo RS in samostojne podjetnike.

Nepridobitne institucije, ki opravljajo storitve za gospodinjstva (S.15) vključujejo društva, politične stranke, sindikate, klube, zveze, cerkvene skupnosti in humanitarne organizacije.

Tujina (S.2) so nerezidenčne enote in je razdeljena na S.21 (EU) in S.22 (Ostali izven EU). EU vključuje države članice EU, razdeljene na države EMU (S.2111) in ostale članice EU (S.2112).

3.3 Finančni instrumenti

Stanje in gibanje finančnih sredstev ter obveznosti po metodologiji ESA95 je prikazano po posameznih finančnih instrumentih, ki so enaki tako na strani sredstev kot obveznosti.

Posamezen finančni instrument, ki ga ima posamezna enota kot finančno sredstvo, ima protipostavko v obveznostih druge enote in obratno. Edino finančno sredstvo, ki nima protipostavke v obveznostih, je instrument F.1 (Monetarno zlato in SDR).

Pregled razčlenitve finančnih instrumentov:

| Oznaka finančnega instrumenta | Naziv finančnega instrumenta |
|-------------------------------------|--|
| F.1 | Monetarno zlato in SDR (Posebne pravice črpanja) |
| F.2 | Gotovina in vloge |
| F.21 | Gotovina |
| F.22 | Prenosljive vloge |
| F.29 | Druge vloge |
| F.3 | Vrednostni papirji razen delnic |
| F.33 | Vrednostni papirji razen delnic in izvedenih finančnih instrumentov |
| F.331 | Kratkoročni dolžniški vrednostni papirji |
| F.332 | Dolgoročni dolžniški vrednostni papirji |
| F.34 | Izvedeni finančni instrumenti |
| F.4 | Posojila |
| F.41 | Kratkoročna posojila |
| F.42 | Dolgoročna posojila |
| F.5 | Delnice in drug lastniški kapital |
| F.51 | Delnice in drug lastniški kapital, razen delnic investicijskih družb in enot vzajemnih skladov |
| F.511 | Delnice, ki kotirajo |
| F.512 | Delnice, ki ne kotirajo |
| F.513 | Drug lastniški kapital |
| F.52 | Delnice/enote investicijskih skladov |
| F.6 | Zavarovalno tehnične rezervacije |
| F.61 | Neto lastniški kapital gospodinjstev v rezervacijah življenjskega zavarovanja in v rezervacijah pokojninskih skladov |
| F.611 | Neto lastniški kapital gospodinjstev v rezervacijah življenjskega zavarovanja (rezervacije iz življenjskega zavarovanja) |
| F.612 | Neto lastniški kapital gospodinjstev v rezervacijah pokojninskih skladov (rezervacije iz pokojninskih zavarovanj) |
| F.62 | Prenosne premije in škodne rezervacije (druge tehnične rezervacije) |
| F.7 | Druge terjatve in obveznosti |
| F.71 | Komercialni krediti in predujmi |
| F.79 | Drugo (druge terjatve in obveznosti razen komercialnih kreditov in predujmov) |

Skupino F.1 Monetarno zlato in SDR sestavlja:

- Monetarno (denarno) zlato, ki je sestavina mednarodnih rezerv denarne oblasti in drugih subjektov, ki so pod njenim dejanskim nadzorom;
- SDR (Posebne pravice črpanja), ki so mednarodna rezervna sredstva in jih je oblikoval Mednarodni denarni sklad ter dodelil svojim članicam za povečanje obstoječih rezervnih sredstev.

Praviloma je F.1 finančno sredstvo centralne banke (S.121). Posebnost finančnega instrumenta F.1 je v tem, da nobena institucionalna enota oziroma sektor ne izkazuje obveznosti iz omenjenega instrumenta. Samo v transakcijah je nasprotna postavka izkazana na strani finančnih sredstev tujine (S.2) v enakem znesku, kot jo izkazuje centralna banka, vendar z negativnim predznakom.

Skupino F.2 Gotovina in vloge sestavljajo tri podskupine finančnih instrumentov:

- Podskupina F.21 Gotovina predstavlja bankovce in kovance, ki se navadno uporabijo za plačila, in obsega bankovce in kovance v obtoku, izdane s strani rezidenčne denarne oblasti ter bankovce in kovance v obtoku, izdane s strani nerezidenčne denarne oblasti, katerih imetniki so rezidenti. F.21 imajo lahko kot finančno sredstvo vsi sektorji. F.21 predstavlja obveznost enote, ki jo je izdala (centralna banka oz. država).
- Podskupina F.22 Prenosljive vloge predstavlja vloge na vpogled v domači ali tuji valuti. Prenosljive vloge je možno brez odloga zamenjati v gotovino oziroma so prenosljive s čekom, plačilnim nalogom, debetno vknjižbo ali na drug podoben način, in sicer brez pomembnejših omejitev ali dodatnih stroškov. F.22 zajema tudi vloge med denarnimi finančnimi institucijami (primer so vloge, ki jih imajo druge denarne finančne institucije pri centralni banki na osnovi zahtev po obvezni rezervi). F.22 imajo lahko kot finančno sredstvo vsi sektorji. Obveznosti iz naslova F.22 izkazujejo praviloma denarne finančne institucije (S.121 in S.122) ter tujina (S.2).
- Podskupina F.29 Druge vloge predstavlja vloge, ki jih ni možno uporabljati za plačevanje ob vsakem času in jih ni možno zamenjati za gotovino ali prenosljive vloge brez pomembnejših omejitev ali dodatnih stroškov. Druge vloge obsegajo:
 - vezane vloge;
 - hranilne vloge;
 - potrdila o vlogah, ki niso tržna oziroma katerih tržnost je, čeprav teoretično možna, zelo omejena;
 - repo posle (posle ponovnega odkupa), ki predstavljajo obveznost denarnih finančnih institucij;
 - kritja, vezana na izvedene finančne instrumente, ki predstavljajo obveznost denarnih finančnih institucij;
 - vloge, ki so posledica varčevalne sheme ali pogodbe;
 - dokazila o vlogah, izdanih s strani hranilnih in posojilnih združenj, družb za izgradnjo, kreditnih unij in podobno;
 - terjatve oziroma obveznosti do Mednarodnega denarnega sklada;
 - druge vloge, ki niso vključene v podskupino F.22.

F.29 imajo lahko kot finančno sredstvo vsi sektorji. Obveznosti iz naslova F.29 izkazujejo praviloma denarne finančne institucije (S.121 in S.122), država (S.13) ter tujina (S.2).

Skupino F.3 Vrednostni papirji razen delnic sestavlja:

- F.33 Vrednostni papirji razen delnic brez izvedenih finančnih instrumentov (dolžniški vrednostni papirji). Ta se naprej deli na:
 - F.331 Kratkoročni dolžniški vrednostni papirji so vrednostni papirji z originalno ročnostjo (prvotno zapadlostjo) enega leta ali manj in obsegajo:
 - zakladne menice in druge kratkoročne vrednostne papirje države;
 - kratkoročne menice (lastne, blagovne, trasirane ali trate);
 - blagajniške zapise;
 - komercialne papirje;
 - potrdila o vlogi, ki so tržni;
 - bančne akcepte.
 - F.332 Dolgoročni dolžniški vrednostni papirji so vrednostni papirji, katerih originalna ročnost (prvotna zapadlost) je daljša od enega leta in obsegajo:
 - obveznice;
 - zapise s spremenljivo obrestno mero (FRNs);
 - druge dolžniške vrednostne papirje z originalno zapadlostjo daljšo od enega leta.

- F.34 Izvedeni finančni instrumenti obsegajo:
 - opcije, s katerimi se trguje na organiziranih trgih ali prek okenc (OTC);
 - standardizirane terminske pogodbe, če imajo tržno vrednost, ker se z njimi trguje ali so lahko pobotane;
 - zamenjave, če imajo tržno vrednost, ker se z njimi trguje ali so lahko pobotane;
 - terminske dogovore o obrestni meri, če imajo tržno vrednost, ker se z njimi trguje ali so lahko pobotane;
 - nakupne bone. Nakupni boni so posebna oblika opcij, s katerimi se trguje na organiziranih trgih.

F.3 imajo lahko kot finančno sredstvo vsi sektorji. F.3 so praviloma obveznosti nefinančnih družb (S.11), finančnih družb (S.12), sektorja države (S.13) in tujine (S.2).

Skupina F.4 je razdeljena na dve podskupini:

- F.41 Kratkoročna posojila so posojila z originalno ročnostjo (prvotno zapadlostjo) do enega leta oziroma vključno z enim letom;
- F.42 Dolgoročna posojila so posojila, katerih originalna ročnost (prvotna zapadlost) je daljša od enega leta.

Skupina F.4 Posojila predstavlja vse vrste posojil, ki nastanejo, ko upnik bodisi neposredno ali preko posrednikov posodi sredstva dolžniku, dokumentirana pa so z netržnimi dokumenti ali sploh niso dokumentirana. Pobudo za posojilo navadno da posojiljemalec. F.4 vključuje tudi posojila za financiranje trgovinskih kreditov, finančni najem, dogovor o ponovnem odkupu in kritja, vezana na izvedene finančne instrumente, kadar so ti dogovori in kritja obveznosti družb, ki niso denarne finančne institucije. F.4 ne vključuje komercialnih kreditov in predujmov. F.4 imajo lahko kot finančno sredstvo in kot obveznost vsi sektorji.

Skupino F.5 Delnice in drug lastniški kapital sestavlja:

- F.51 Delnice in drug lastniški kapital, razen delnic/enot investicijskih skladov. Ta obsega:
 - F.511 Delnice, ki kotirajo predstavljajo lastniške vrednostne papirje, ki kotirajo na domačem ali tujem trgu;
 - F.512 Delnice, ki ne kotirajo predstavljajo lastniške vrednostne papirje, ki ne kotirajo na domačem ali tujem trgu;
 - F.513 Drug lastniški kapital predstavlja lastniški kapital, ki ni v obliki delnic.
- F.52 Delnice/enote investicijskih skladov. Ta obsega:
 - delnice investicijskih družb;
 - investicijske kupone, ki se glasijo na eno ali več enot premoženja vzajemnega sklada;
 - enote premoženja vzajemnih pokojninskih skladov.

F.51 imajo lahko kot finančno sredstvo vsi sektorji. F.51 so praviloma obveznosti nefinančnih družb (S.11), finančnih družb (S.12) in tujine (S.2). Izjemoma imajo lahko obveznost v F.51 posamezne enote države (S.13).

F.52 imajo lahko kot finančno sredstvo vsi sektorji. Obveznosti v F.52 imajo lahko skladi denarnega trga (S.122), investicijske družbe in vzajemni skladi (S.123), vzajemni pokojninski skladi (S.125) ter tujina (S.2).

Skupina F.6 Zavarovalno tehnične rezervacije obsega zavarovalno tehnične rezervacije zavarovalnic in pokojninskih skladov nasproti zavarovancem in upravičencem in je razdeljena na dve osnovni podskupini finančnih instrumentov:

- F.61 Neto lastniški kapital gospodinjstev v rezervacijah življenjskih zavarovanj in v rezervacijah pokojninskih skladov. Ta obsega:
 - F.611 Neto lastniški kapital gospodinjstev v rezervacijah življenjskih zavarovanj (rezervacije iz življenjskih zavarovanj) obsega:
 - čiste matematične rezervacije življenjskih zavarovanj;
 - čiste rezervacije v korist življenjskih zavarovancev, ki prevzemajo naložbeno tveganje.
 - F.612 Neto lastniški kapital gospodinjstev v rezervacijah pokojninskih skladov (rezervacije iz pokojninskih zavarovanj) predstavlja matematične rezervacije iz naslova pokojnin.
- F.62 Prenosne premije in škodne rezervacije (druge tehnične rezervacije). Ta obsega:
 - čiste prenosne premije;
 - čiste rezervacije za bonuse, popuste in storno;
 - čiste škodne rezervacije;
 - izravnalne rezervacije;
 - druge čiste zavarovalno tehnične rezervacije.

F.611 so lahko finančna sredstva gospodinjstev (S.14) kot zavarovancev in obveznost zavarovalnic (S.125).

F.612 so lahko finančna sredstva gospodinjstev (S.14) kot zavarovancev in so praviloma obveznost pokojninskih družb (S.125).

F.62 so lahko finančna sredstva vseh sektorjev kot zavarovancev (prenosne premije) ali upravičencev (škodne rezervacije) in so praviloma obveznost zavarovalnic in pokojninskih družb (S.125).

Obvezniki poročanja, ki oblikujejo zavarovalno tehnične rezervacije, poročajo za instrument zavarovalno tehničnih rezervacij čiste tehnične rezervacije kot obveznost obveznika poročanja in jih porazdelijo na obveznosti do posameznih sektorjev/podsektorjev, kot zavarovancev ali upravičencev (npr. obveznosti do gospodinjstev, nefinančnih družb, ipd.).

Skupino F.7 Druge terjatve in obveznosti sestavlja:

- F.71 Komercialni krediti in predujmi predstavljajo finančne terjatve oziroma obveznosti, ki izhajajo iz dobaviteljevega ali kupčevega neposrednega kreditiranja transakcij z blagom in storitvami, ter predujmi za delo, ki je v teku ali se bo začelo in je povezano s temi transakcijami. F.71 vključuje vse še neplačane terjatve oziroma obveznosti iz naslova blaga ali storitev. F.71 so lahko finančna sredstva ali obveznosti za vse sektorje;
- F.79 Drugo (druge terjatve in obveznosti razen komercialnih kreditov in predujmov) predstavlja vse druge terjatve in obveznosti, ki so rezultat časovne razlike med transakcijami in plačili vezanimi na davke, socialne prispevke, plače, rente, dividende, obresti in transakcije finančnih sredstev na sekundarnem trgu. F.79 so lahko finančna sredstva ali obveznosti za vse sektorje.

Praviloma se natečene obresti vključijo v instrument, na katerega se nanašajo (npr. obresti iz naslova vlog se vključijo v F.2, obresti iz naslova posojil se vključijo v F.4, obresti iz naslova vrednostnih papirjev se vključijo v F.3). V primeru, da obresti ni mogoče vključiti v ustrezen instrument, se izkažejo v postavki F.79.

3.4 Pravila evidentiranja in vrednotenja

Za stanja finančnih sredstev in obveznosti velja splošno načelo vrednotenja po tekoči tržni ceni na dan preseka. Delnice, ki ne kotirajo in drug lastniški kapital so vrednotene po knjigovodski vrednosti. Praviloma se natečene obresti vključijo v instrument, na katerega se nanašajo (vloge, posojila, vrednostni papirji).

Transakcije se izkazujejo kot neto transakcije po posameznem instrumentu in so razlika med povečanji (po izvorni vrednosti) in zmanjšani (po vrednosti s vključenimi realiziranimi vrednostnimi spremembami) v posameznem finančnem instrumentu.

Vrednostne spremembe predstavljajo spremembe tržnih cen in deviznih tečajev ter druge spremembe (prerazporeditve finančnih instrumentov/sektorjev, sprememba metodologije, odpisi terjatev/dolgov).

3. FINANCIAL ACCOUNTS

METHODOLOGY

3.1 ESA95 methodology

The methodological basis for the compilation of the financial accounts is the ESA95 (the European System of Accounts).

The financial accounts disclose the stocks and flows that individual institutional sectors hold in individual financial instruments as claims and as liabilities.

The financial accounts disclose how a surplus is distributed or a deficit is covered by transactions in financial assets (claims) and liabilities.

The net item of a financial account, which represents transactions in financial assets minus transactions in liabilities, should as a rule be equal to the net item of the non-financial (capital) account (net borrowing or net lending B.9).

The basic principles of the ESA95 are:

- all assets and liabilities are valued at current market value;
- the difference between financial assets and liabilities represents the net financial assets;
- the difference between total assets (financial and non-financial) and liabilities represents net worth;
- net worth plus shares and other equity represents own funds.

The items in the financial accounts and the items in the balance sheet are not equal in value for reason of the aforementioned ESA95 principles.

Financial accounts may be non-consolidated or consolidated. In a consolidated account claims and liabilities between institutional units within a particular sector are eliminated.

3.2 Institutional sectors

The financial accounts disclose the stock of and flows in financial assets and liabilities in terms of different sectors or subsectors under the Standard Classification of Institutional Sectors (Official Gazette of the Republic of Slovenia, No. 13/06).

Sectors and subsectors:

| Sector code | Title of sector |
|-------------|---|
| S.1 | Slovenian economy |
| S.11 | Non-financial corporations |
| S.12 | Financial corporations |
| S.121 | Central bank |
| S.122 | Other monetary financial institutions |
| S.123 | Other financial intermediaries, except insurance corporations and pension funds |
| S.124 | Financial auxiliaries |
| S.125 | Insurance corporations and pension funds |
| S.13 | General government |
| S.1311 | Central government |
| S.1313 | Local government |
| S.1314 | Social security funds |
| S.14 | Households |
| S.15 | Non-profit institutions serving households |
| S.2 | Rest of the world |
| S.21 | European Union (EU) |
| S.211 | Euro Area member states (EMU) |
| S.212 | Other EU members outside the EMU, and EU institutions |
| S.22 | Third countries and international organisations (Others outside the EU) |

The Slovenian economy (S.1) consists of resident institutional units.

Non-financial corporations (S.11) are market producers whose principal activity is the production of goods and non-financial services.

The central bank (S.121) is the Bank of Slovenia.

Other monetary financial institutions (S.122) comprise commercial banks, savings banks and money-market funds.

Other financial intermediaries except insurance corporations and pension funds (S.123) comprise:

- mutual funds;
- investment companies (ICs);
- management companies;
- corporations engaged in financial leasing;
- corporations engaged in factoring (trading in claims).

Financial auxiliaries (S.124) include:

- brokerage houses;
- exchange offices;
- institutions providing financial market infrastructure services (e.g. KDD - the Central Securities Clearing Corporation);
- stock exchanges (Ljubljana Stock Exchange).

Insurance corporations and pension funds (S.125) comprise:

- insurance and reinsurance corporations;
- mutual pension funds;
- pension companies.

Central government (S.1311) includes:

- direct state budget spending units (non-governmental, governmental and judicial spending units);
- indirect budget spending units (public institutes and agencies) at state level;
- public funds at state level;
- corporations, included in S.1311.

Local government (S.1313) comprises:

- municipalities;
- regional authorities;
- public funds at municipal level;
- indirect budget spending units at local level;
- corporations, included in S.1313.

Social security funds (S.1314) comprise:

- The Health Insurance Institute (ZZZS);
- The Pension and Disability Insurance Institute (ZPIZ);
- Kapitalska družba (Pension Fund Management; KAD).

The households sector (S.14) consists of private individuals and sole traders.

Non-profit institutions serving households (S.15) include societies, political parties, trade unions, clubs, associations, religious communities and humanitarian organisations.

The rest of the world (S.2) consists of non-resident units, and comprises S.21 (EU) and S.22 (Others outside the EU). The EU comprises EU Member States, divided into the countries of the EMU (S.211f) and other EU members (S.212).

3.3 Financial instruments

The stock of and changes in financial assets and liabilities under the ESA95 methodology are disclosed by individual financial instrument, and are equal on both the asset and liability sides.

Each individual financial instrument that a particular unit holds as a financial asset has a counterpart item in the liabilities of another unit, and vice-versa. The only financial asset that does not have a counterpart in liabilities is F.1 (Monetary gold and SDRs).

Financial instruments comprise a title and code:

| Financial instrument code | Title of financial instrument |
|---------------------------|--|
| F.1 | Monetary gold and SDRs (Special Drawing Rights) |
| F.2 | Currency and deposits |
| F.21 | Currency |
| F.22 | Transferable deposits |
| F.29 | Other deposits |
| F.3 | Securities other than shares |
| F.33 | Securities other than shares, excluding financial derivatives |
| F.331 | Short-term debt securities |
| F.332 | Long-term debt securities |
| F.34 | Financial derivatives |
| F.4 | Loans |
| F.41 | Short-term loans |
| F.42 | Long-term loans |
| F.5 | Shares and other equity |
| F.51 | Shares and other equity, excluding investment fund shares/units |
| F.511 | Quoted shares |
| F.512 | Unquoted shares |
| F.513 | Other equity |
| F.52 | Investment fund shares/units |
| F.6 | Insurance technical reserves |
| F.61 | Net equity of households in life insurance reserves and pension funds reserves |
| F.611 | Net equity of households in life insurance reserves (Life insurance reserves) |
| F.612 | Net equity of households in pension funds reserves (Pension fund reserves) |
| F.62 | Prepayments of insurance premiums and reserves for outstanding claims (Other technical reserves) |
| F.7 | Other accounts receivable/payable |
| F.71 | Trade credits and advances |
| F.79 | Other accounts receivable/payable, excluding trade credits and advances |

Category F.1 Monetary gold and SDRs comprises:

- Monetary gold, which is gold held as a component of international reserves by monetary authorities or by others subject to the effective control of the authorities;
- SDRs (special drawing rights), which are international reserve assets created by the International Monetary Fund and allocated to its members to supplement existing reserve assets.

As a rule F.1 is a financial asset of the central bank (S.121). A feature of F.1 is that no institutional unit or sector discloses a liability deriving from the instrument. Only in transactions is the counterpart item disclosed on the side of financial assets of the rest of the world (S.2) in the same amount as it is disclosed by the central bank (S.121), but with a negative sign.

Category F.2 Currency and deposits consists of three sub-categories of financial instruments:

- Sub-category F.21 Currency consists of notes and coins that are commonly used to make payments, and comprises notes and coins in circulation issued by resident monetary authorities and notes and coins in circulation issued by non-resident monetary authorities held by residents. All sectors may hold F.21 as a financial asset. F.21 represents a liability of the unit that issued it (the central bank and the general government).

- Sub-category F.22 Transferable deposits consists of sight deposits in domestic or foreign currency. Transferable deposits can be converted into currency or transferred by cheque, banker's order, debit entry or the like, without any kind of significant restriction or penalty. F.22 also includes deposits between monetary financial institutions (such as deposits that other monetary financial institutions hold with the central bank to satisfy compulsory reserve requirements). All sectors may hold F.22 as a financial asset. Liabilities deriving from F.22 are disclosed as a rule by monetary financial institutions (S.121 and S.122) and by the rest of the world (S.2).
- Sub-category F.29 Other deposits consists of deposits that cannot be used to make payments at any time and are not convertible into currency or transferable deposits without any kind of significant restriction or penalty. Other deposits comprise:
 - fixed-term deposits;
 - savings deposits;
 - certificates of deposit that are non-negotiable, or whose negotiability, while theoretically possible, is very limited;
 - repo transactions (repurchase agreements) that are liabilities of monetary financial institutions;
 - repayable margin payments related to financial derivatives that are liabilities of monetary financial institutions;
 - deposits resulting from a savings scheme or contract;
 - evidence of deposits issued by savings and loan associations, building societies, credit unions and the like;
 - claims against and liabilities to the International Monetary Fund;
 - other deposits not included in sub-category F.22.

All sectors may hold F.29 as a financial asset. Liabilities deriving from F.29 are disclosed as a rule by monetary financial institutions (S.121 and S.122), general government (S.13) and the rest of the world (S.2).

Category F.3 Securities other than shares consists of:

- F.33 Securities other than shares (debt securities), excluding financial derivatives, and is further sub-divided into:
 - F.331 Short-term debt securities, which are securities with an original maturity of one year or less, and comprise:
 - treasury bills and other short-term securities issued by the general government;
 - short-term bills of exchange (own bills, commodity bills, drawn bills, drafts);
 - bills;
 - commercial paper;
 - negotiable certificates of deposit;
 - bankers' acceptances.
 - F.332 Long-term debt securities, which are securities with an original maturity of more than one year, and comprise:
 - bonds;
 - floating rate notes (FRNs);
 - other debt securities with an original maturity of more than one year.
- F.34 Financial derivatives comprises:
 - options, tradable and over-the-counter (OTC);
 - standardised futures, provided that they have a market value because they are tradable or can be offset;
 - swaps, provided that they have a market value because they are tradable or can be offset;
 - forward rate agreements, provided that they have a market value because they are tradable or can be offset;
 - warrants. Warrants are a special form of tradable option.

All sectors may hold F.3 as a financial asset. F.3 is generally liabilities of non-financial corporations (S.11), financial corporations (S.12), general government (S.13) and the rest of the world (S.2).

Category F.4 is divided into two sub-categories:

- F.41 Short-term loans consists of loans with an original maturity of one year or less;
- F.42 Long-term loans consist of loans with an original maturity of more than one year.

Category F.4 Loans consists of all types of loan created when creditors lend funds to debtors, either directly or through brokers, that are either evidenced by non-negotiable documents or not evidenced by documents. The initiative concerning a loan normally lies with the borrower. F.4 also includes loans to finance trade credits, finance leasing, repurchase agreements, and repayable margin payments related to financial derivatives when these agreements and payments are liabilities of corporations that are not monetary financial institutions. F.4 does not include trade credits or advances. All sectors may hold F.4 as a financial asset and liability.

Category F.5 Shares and other equity comprise:

- F.51 Shares and other equity, excluding investment fund shares/units, which comprise:
 - F.511 Quoted shares, namely equity securities quoted on the domestic market or a foreign market;
 - F.512 Unquoted shares, namely equity securities not quoted on the domestic market or a foreign market;
 - F.513 Other equity, namely equity that is not in the form of shares.
- F.52 Investment fund shares/units, which comprise:
 - shares in investment companies;
 - investment coupons registered to one or more units of a mutual fund;
 - mutual pension fund units.

All sectors may hold F.51 as a financial asset. F.51 is generally liabilities of non-financial corporations (S.11), financial corporations (S.12) and the rest of the world (S.2). Exceptionally, individual units of general government (S.13) may hold a liability in F.51.

All sectors may hold F.52 as a financial asset. Money market funds (S.122), investment companies and mutual funds (S.123), mutual pension funds (S.125) and the rest of the world (S.2) may hold liabilities in F.52.

Category F.6 Insurance technical reserves comprises the insurance technical reserves of insurance corporations and pension funds against policyholders and beneficiaries, and is divided into two basic sub-categories of financial instruments:

- F.61 Net equity of households in life insurance reserves and in pension funds reserves, which is further sub-divided into:
 - F.611 Net equity of households in life insurance reserves, comprising:
 - net life insurance provisions;
 - net provisions for life insurance policies where the investment risk is borne by the policyholder;
 - F.612 Net equity of households in pension funds reserves, which consists of provisions deriving from pensions.

- F.62 Prepayments of insurance premiums and reserves for outstanding claims, which consists of:
 - net prepayments of insurance premiums;
 - net provisions for bonuses, rebates and cancellations;
 - net reserves for outstanding claims;
 - equalisation reserves;
 - other net insurance technical reserves.

F.611 may be financial assets of households (S.14) as policyholders, and liabilities of insurance corporations (S.125).

F.612 may be financial assets of households (S.14) as policyholders, and is generally a liability of pension funds (S.125).

F.62 may be financial assets of all sectors as policyholders (prepayments of insurance premiums) or beneficiaries (reserves for outstanding claims), and is generally a liability of insurance corporations and pension funds (S.125).

Those who are obliged to report and who create insurance technical reserves report the net technical reserves for the instrument of insurance technical reserves as a liability of the reporter, and allocate them as liabilities to individual sectors/subsectors as policyholders or beneficiaries (e.g. liabilities to households, liabilities to non-financial corporations).

Category F.7 Other accounts receivable/payable consists of:

- F.71 Trade credits and advances, which consists of financial claims or liabilities arising from the direct extension of credit by suppliers and buyers for goods and services transactions, and advance payments for work that is in progress or to be undertaken and associated with such transactions. F.71 includes all as-yet-unpaid claims and liabilities deriving from goods and services. F.71 may be financial assets or liabilities for all sectors;
- F.79 Other accounts receivable/payable, excluding trade credits and advances consists of all other claims and liabilities arising from timing differences between transactions and payments made in respect of taxes, social contributions, wages, rents, dividends, interest and transactions in financial assets on the secondary market. F.79 may be financial assets or liabilities for all sectors.

As a rule accrued interest is included in the instrument to which the interest relates (e.g. interest on deposits is included in F.2, interest on loans is included in F.4, interest on securities is included in F.3). However, should it be impossible to include the interest in the relevant instrument, it is disclosed in F.79.

3.4 Rules of recording and valuation

The general principle of valuation at the current market price as at the cut-off date applies to the stock of financial assets and liabilities. Unquoted shares and other equity are valued at book value. As a rule accrued interest is included in the instrument to which it relates (deposits, loans, securities).

Transactions are disclosed as net transactions for each individual instrument, and are the difference between additions (at original cost) and reductions (at a value including realised gains/losses) in the individual financial instrument.

Other revaluations consist of holding gains/losses from changes in market prices and exchange rates, and other changes (reallocations of financial instruments/sectors, changes in methodology, write-downs of claims/debts).

4. SESTAVA FINANČNIH RAČUNOV

Letne finančne račune se sestavlja od leta 2001 in četrtletne finančne račune od prvega četrtletja 2004.

4.1 Viri podatkov za sestavo finančnih računov

Pri sestavi finančnih računov se uporablja primarne in sekundarne vire podatkov.

Primarni viri podatkov:

- četrtletni podatki (stanja in transakcije) na osnovi neposrednega poročanja institucionalnih enot
 - nefinančne družbe (S.11): prag poročanja nad 2 mio EUR bilančne vsote;
 - finančne družbe (S.12): prag poročanja nad 1 mio EUR bilančne vsote;
 - enote države (S.13): prag poročanja nad 8 mio EUR bilančne vsote.
- bančna statistika;
- statistika investicijskih skladov;
- statistika mednarodnih naložb (IIP) in plačilne bilance (BOP);
- statistika vrednostnih papirjev.

Sekundarni viri podatkov:

- statistika drugih finančnih institucij;
- statistika javnih financ.

4.2 Postopek sestave

Pred postopkom sestave finančnih računov je potrebno preveriti ustreznost individualnih podatkov na osnovi neposrednega poročanja (primerjava podatkov iz letnih poročil, primerjava podatkov iz poročil predhodnih obdobj, ipd.). V primeru ugotovitve napak pri poročanju se izvedejo popravki.

Delo na področju sestave finančnih računov je razdeljeno na tri horizontalne faze in na pet vertikalnih faz.

I. Horizontalne faze

1. faza: priprava osnovnih podatkov za vse sektorje in podsektorje na podlagi primarnih virov podatkov:

- za domače sektorje: podatki na osnovi neposrednega poročanja;
- za tuje sektorje: podatki IIP/BOP.

2. faza: sestava nekonsolidiranih finančnih računov. Postopek je naslednji:

- osnovni podatki iz prve faze se prenesejo v ustrezne tabele posameznih sektorjev/podsektorjev;
- prazne celice za S.14 in S.15 se zapolni s podatki iz nasprotne strani.

Sledi proces usklajevanja podatkov iz dveh strani (terjatve enega sektorja, obveznosti drugega sektorja) z izbiro najustreznejšega podatka. Sam proces je v tej fazi postopen:

A) Sestava stanj

- Po določenem instrumentu se primerja podatek iz dveh strani/virov: na eni strani kot terjatev, na drugi kot obveznost (npr. S.11 prikazuje terjatev iz vlog do S.122 in S.122 izkazuje podatek kot obveznost iz vlog do S.11), pri čemer podatki iz obeh virov običajno niso enaki. Za namen izenačitve obeh podatkov se uporabi hierarhija različnih virov podatkov. Kot dodaten/primerjalni vir se uporabijo tudi sekundarni viri podatkov.
- Na osnovi ugotovitev se terjatev določenega sektorja izenači z obveznostmi nasprotnega sektorja v istem finančnem instrumentu.

B) Sestava transakcij

Sestava transakcij z uporabo:

- podatkov na osnovi neposrednega poročanja (uporabi se npr. poročane podatke S.122);
- ocen (npr. borzni indeksi za vrednostne papirje);
- dodatnih informacij (npr. sprememba sektorske klasifikacije).

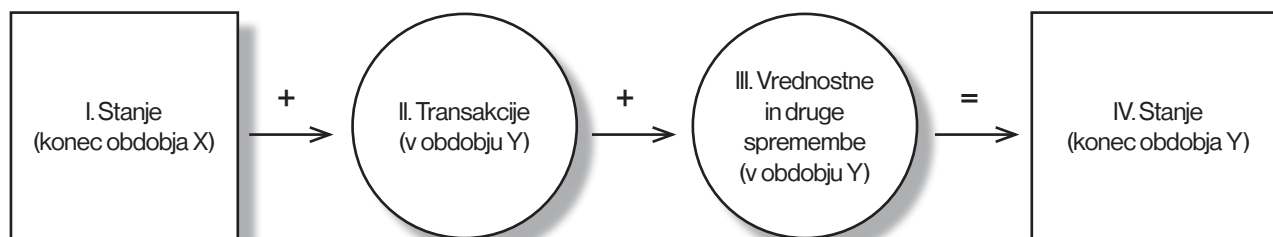
3. faza: sestava konsolidiranih finančnih računov. Proces konsolidacije obsega:

- konsolidacija na ravni podsektorja: izločitev stanj in transakcij med enotami v okviru podsektorja (npr. izločitev terjatev S.122 do S.122);
- konsolidacija na ravni sektorja: izločitev stanj in transakcij med enotami v okviru sektorja (npr. izločitev terjatev S.122 do S.125).

V zbirni tabeli finančnih računov je seštevek konsolidiranih podatkov za posamezne podsektorje določenega sektorja večji od konsolidiranega podatka za sektor, razen kadar podsektorji nimajo med seboj nobenih terjatev/obveznosti. Npr. na ravni S.122 so izločene samo terjatve v okviru S.122, v okviru S.12 pa so izločene še terjatve S.122 do ostalih podsektorjev S.12 ($S.12 \leq S.121 + S.122 + S.123 + S.124 + S.125$).

II. Vertikalne faze

- začetno stanje ST0: predstavlja stanje na koncu obdobja, pred obdobjem, za katerega se sestavljajo finančni računi;
- končno stanje ST1: predstavlja stanje na koncu obdobja, za katerega se sestavljajo finančni računi;
- razlika stanj RS (ST1 - ST0);
- transakcije TR: predstavljajo transakcije v obdobju, za katerega se sestavljajo finančni računi;
- vrednostne spremembe VR: predstavljajo vrednostne spremembe v obdobju, za katerega se sestavljajo finančni računi.



Sestavi finančnih računov sledi analiza usklajenosti podatkov z drugimi statistikami, zlasti vezanih na sektor države (S.13) in tujine (S.2). Neto transakcije iz finančnih računov S.13 se primerja z neto postavko S.13 nefinančnih računov, saj naj bi bili neto postavki iz obeh računov praviloma enaki. Podatke S.2 iz finančnih računov se primerja s podatki IIP (stanja mednarodnih naložb) in BOP (plačilne bilance).

4. FINANCIAL ACCOUNTS COMPILATION

Annual financial accounts have been compiled from 2001, and quarterly financial accounts from the first quarter of 2004.

4.1 Data sources for compilation of financial accounts

Primary and secondary sources are used for the compilation of the financial accounts.

Primary sources:

- quarterly data (stocks and transactions) based on direct reporting by individual institutional units:
 - non-financial corporations (S.11): reporting threshold: balance sheet total of EUR 2 million;
 - financial corporations (S.12): reporting threshold: balance sheet total of EUR 1 million;
 - general government units (S.13): reporting threshold: balance sheet total of EUR 8 million.
- banking statistics;
- investment fund statistics;
- IIP (International Investment Position) and BOP (Balance of Payments) statistics;
- securities statistics.

Secondary sources:

- other financial institutions' statistics;
- public finance statistics.

4.2 Compilation process

The adequacy of individual data based on direct reporting (comparisons with data from annual reports, comparisons with data from previous reports, etc.) must be reviewed before the compilation of the financial accounts can proceed. Corrections are made in the event of reporting errors being identified.

The compilation of the financial accounts is divided into three horizontal and five vertical phases.

I. Horizontal phases

Phase 1: preparation of basic data for individual sectors and subsectors on the basis of primary data sources:

- for domestic sectors: data from direct reporting;
- for foreign sectors: IIP and BOP data.

Phase 2: compilation of non-consolidated financial accounts. The process is the following:

- transfer of the basic data from phase 1 into the relevant tables of individual institutional sectors and subsectors;
- completion of the empty cells for S.14 and S.15 with data from the counterpart side.

The process of reconciling the data between the two sides (claims of one sector, liabilities of another sector) then follows, with the most appropriate data being selected. This is a step-by-step process:

A) Compilation of stocks

- Data from the two sides/sources is compared for a specific instrument, namely on one side as a claim, and on the other side as a liability (e.g. S.11 discloses claims from deposits against S.122, and S.122 discloses liabilities from deposits to S.11), where usually the figures from the two sources differ. A hierarchy of sources is used for the purpose of equalising the two figures. Secondary sources are also used as an additional/comparative source.
- Based on the findings, the claims of one sector are equalised with the liabilities of the counterpart sector in the same financial instrument.

B) Compilation of transactions

Transactions are compiled with the use of:

- data from direct reporting (e.g. reported data of S.122);
- estimates (e.g. stock exchange indexes for securities);
- supplementary information (e.g. changes in sectoral classification).

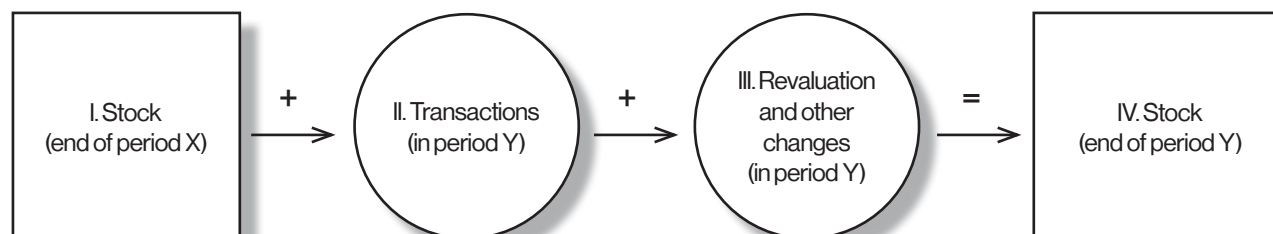
Phase 3: compilation of consolidated financial accounts. The process of consolidation comprises:

- consolidation at the subsector level: eliminating stocks and transactions between units in the same subsector (e.g. elimination of claims of S.122 against S.122);
- consolidation at the sector level: eliminating stocks and transactions between units in the same sector (e.g. elimination of claims of S.122 against S.125).

In the final table of financial accounts the sum of the consolidated data of the individual subsectors of a specific sector is larger than the consolidated data for the sector, except when there are no mutual claims/liabilities between the subsectors. For example, at the level of S.122 only the claims within S.122 are eliminated, while at the level of S.12 the claims of S.122 against the other subsectors of S.12 are also eliminated ($S.12 \leq S.121 + S.122 + S.123 + S.124 + S.125$).

II. Vertical phases

- stock ST0: represents the stock at the end of the period preceding the period for which the financial accounts are being compiled;
- stock ST1: represents the stock at the end of the period for which the financial accounts are being compiled;
- change in stocks RS (ST1 - ST0);
- transactions TR: represents the transactions in the period for which the financial accounts are being compiled;
- holding gains/losses VR: represents the holdings gains/losses in the period for which the financial accounts are being compiled.



The compilation of the financial accounts is followed by analysis of the compliance of the data with other statistics, in particular those of the general government (S.13) and the rest of the world (S.2). The net transactions of S.13 from the financial accounts are being compared with net item of S.13 in the non-financial accounts, as the two net items should in principle be equal. The data of S.2 from the financial accounts is compared with the IIP (International Investment Position) and BOP (Balance of Payments) data.

