BANKA SLOVENIJE

BANK OF SLOVENIA

EVROSISTEM / EUROSYSTEM

FINANČNI RAČUNI SLOVENIJE 2009-2014

FINANCIAL ACCOUNTS OF SLOVENIA 2009-2014

OKTOBER 2015
OCTOBER 2015

Naslov:
Title:

Finančni računi Slovenije 2009-2014
Financial Accounts of Slovenia 2009-2014
Leto 10, št. 10, oktober 2015
Year 10, No. 10, October 2015

Izdajatelj:
Publisher:

BANKA SLOVENIJE
Slovenska 35,
1505 Ljubljana
Slovenija
tel.: +386 (1) 4719000
fax.: +386 (1) 2515516
E-mail: bsl@bsi.si
http://www.bsi.si/
SWIFT: BSLJ SI 2X

Pripravlja:
Prepared by:

ODDELEK FINANČNA STATISTIKA
FINANCIAL STATISTICS DEPARTMENT

Razmnoževanje publikacije, v celoti ali deloma, ni dovoljeno. Uporaba in objava podatkov in delov besedila je dovoljena le z navedbo vira. Publikacija je dosegljiva na svetovnem spletu.

Publication and other public use of data from this publication are permitted subject to statement of the source. Publication is also available on the web.

ISSN 1854-3464 (elektronska izdaja - on line)

OPIS ZNAKOV / DESCRIPTION OF SIMBOLS:
0 - ni pojava, podatek manj od ± 0,5
0 - not applicable or less than ± 0.5

KAZALO

1. Pregled finančnih računov Slovenije 2009-2014 6

2. Zbirne in sektorske tabele 42
   Zbirne tabele 46
      Nekonsolidirane 46
      Konsolidirane 78
   Sektorske tabele 110
      Nekonsolidirane 110

3. Metodologija finančnih računov 174

4. Sestava finančnih računov 186

CONTENTS

1. Overview of Slovenia's financial accounts, 2009 to 2014 24

2. Aggregated and sectoral tables 43
   Aggregated tables 46
      Non-consolidated 46
      Consolidated 78
   Sectoral tables 110
      Non-consolidated 110

3. Financial Accounts Methodology 180

4. Financial Accounts Compilation 188

1. PREGLED FINANČNIH RAČUNOV SLOVENIJE 2009-2014

Pregled finančnih računov[1] Slovenije 2009-2014 prikazuje finančna sredstva in obveznosti posameznih sektorjev po finančnih instrumentih, vključuje pa tudi primerjavo s finančnimi računi evroobmočja.

S.11 Nefinančne družbe

v mio EUR	Oznaka	2009	2010	2011	2012	2013	2014
I. FINANČNA SREDSTVA		47.568	45.468	44.516	44.236	43.387	41.352
Gotovina in vloge	F.2	4.081	4.160	4.134	3.991	4.588	5.053
Posojila	F.4	5.977	6.040	6.945	6.494	6.151	6.043
Lastniški kapital	F.5	19.194	18.134	17.202	17.126	16.439	14.529
Druge terjatve	F.8	17.508	16.344	15.480	15.952	15.625	15.124
II. OBVEZNOSTI		89.879	89.649	87.026	86.602	84.904	83.023
Posojila	F.4	33.760	33.589	34.375	32.883	31.297	29.342
Lastniški kapital	F.5	37.080	38.014	35.847	36.224	36.678	37.246
Druge obveznosti	F.8	18.061	17.013	15.876	16.528	16.064	15.296
III. NETO FINANČNA SREDSTVA		-42.311	-44.180	-42.510	-42.367	-41.517	-41.671

Nefinančne družbe so imele konec leta 2014 v finančnih računih **Slovenije** 17% vseh finančnih sredstev in 34% vseh obveznosti. Finančna sredstva nefinančnih družb so predstavljala 111% BDP, obveznosti pa 223% BDP.

V finančnih računih **evroobmočja** so imele nefinančne družbe 15% vseh finančnih sredstev in 22% vseh obveznosti. Finančna sredstva nefinančnih družb so predstavljala 192% BDP, obveznosti pa 286% BDP evroobmočja.

Finančna sredstva nefinančnih družb v Sloveniji so konec leta 2014 znašala 41,4 mrd EUR in so se glede na konec leta 2013 zmanjšala za 2 mrd EUR, v opazovanem obdobju (od konca leta 2009 do konca leta 2014) pa za 6,2 mrd EUR oz. 13%. Konec leta 2014 so imele nefinančne družbe 55% terjatev do nefinančnih družb, 24% do tujine in 12% do bank.

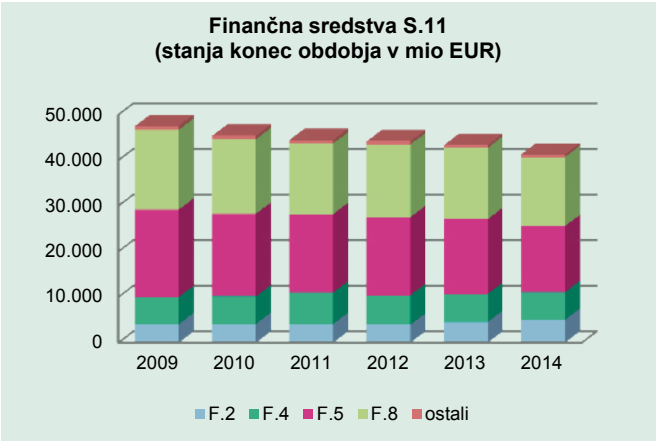

Druge terjatve so znašale 15,1 mrd EUR oz. 37% finančnih sredstev, predvsem iz komercialnih kreditov in predujmov (82%), od tega 46% v okviru lastnega sektorja in 40% do tujine. V opazovanem obdobju so se druge terjatve zmanjšale za 2,4 mrd EUR oz. 14%, večinoma znotraj lastnega sektorja.

Nefinančne družbe so imele 14,5 mrd EUR oz. 35% naložb v **lastniški kapital**, največ znotraj lastnega sektorja (78%) in v tujino (18%). Naložbe so se v opazovanem obdobju zmanjšale za 4,7 mrd EUR oz. 24%, predvsem kot posledica negativnih vrednostnih sprememb. Največja zmanjšanja so bila zabeležena v letih 2010 (za 1,1 mrd EUR), 2011 (za 0,9 mrd EUR) in 2014 (za 1,9 mrd EUR).

Dana **posojila** so znašala 6 mrd EUR (od tega 51% kratkoročna posojila), kar je predstavljalo 15% finančnih sredstev. Največ terjatev iz posojil je bilo v okviru lastnega sektorja (60%) in do tujine (30%). Obseg danih posojil se je v letih 2010 in 2011 povečal za 1 mrd EUR, v obdobju od 2012 do 2014 pa zmanjšal za 0,9 mrd EUR.

Nefinančne družbe so imele 5,1 mrd EUR oz. 12% terjatev iz **gotovine in vlog**, skoraj v celoti do domačih bank[2] (93%). Terjatve so se v opazovanem obdobju povečale za 1 mrd EUR, največ v letih 2013 in 2014.

1) V analizi so za Slovenijo uporabljeni nekonsolidirani podatki finančnih računov, ki jih pripravlja BS, za evroobmočje pa nekonsolidirani podatki finančnih računov evroobmočja, ki jih pripravlja ECB.
2) V gradivu je za sektor S.122+S.123 (Druge denarne finančne institucije) uporabljen izraz banke.

Nefinančne družbe v **evroobmočju** so imele največ finančnih sredstev v obliki lastniškega kapitala (47%), drugih terjatev (20%), posojil (19%) ter gotovine in vlog (12%). V primerjavi z evroobmočjem je bilo v finančnih sredstvih nefinančnih družb v Sloveniji opaziti večji delež drugih terjatev in manjše deleže lastniškega kapitala ter posojil.

Obveznosti nefinančnih družb so konec leta 2014 znašale 83 mrd EUR. V opazovanem obdobju so se zmanjšale za 6,9 mrd EUR oz. 8%. Konec leta 2014 so imele nefinančne družbe 27% obveznosti do nefinančnih družb, 24% do tujine, 18% do države, 14% do bank in 11% do gospodinjstev.

Obveznosti iz **lastniškega kapitala** so znašale 37,2 mrd EUR oz. 45% vseh obveznosti. V proučevanem obdobju so se povečale za 0,2 mrd EUR, pri čemer so transakcije znašale 0,9 mrd EUR. Največji lastniki so bili nefinančne družbe (31%), država (22%), tujina (21%) in gospodinjstva (21%).

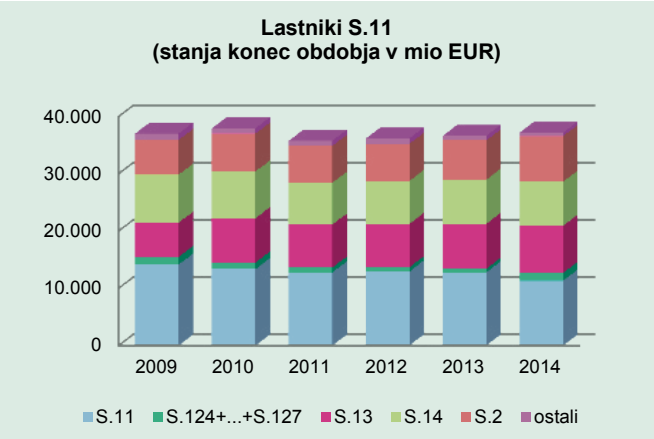

Posojila so znašala 29,3 mrd EUR (35% obveznosti) in so se v letu 2014 zmanjšala za 2 mrd EUR, v opazovanem obdobju pa za 4,4 mrd EUR oz. 13%. Razdolževanje nefinančnih družb se je začelo v letu 2012 (za 1,5 mrd EUR, predvsem do bank), v letih 2013 in 2014 pa so se obveznosti iz posojil zmanjšale za 3,5 mrd EUR, pri čemer so se obveznosti zmanjšale do bank za 7,6 mrd EUR (predvsem kot posledica odplačil in prenosa slabih posojil iz bilanc bank na DUTB), povečale pa do države za 4,4 mrd EUR. Nefinančne družbe so imele konec leta 2014 posojila najeta pri bankah (39%), v tujini (25%), državi (16%) in pri nefinančnih družbah (12%).

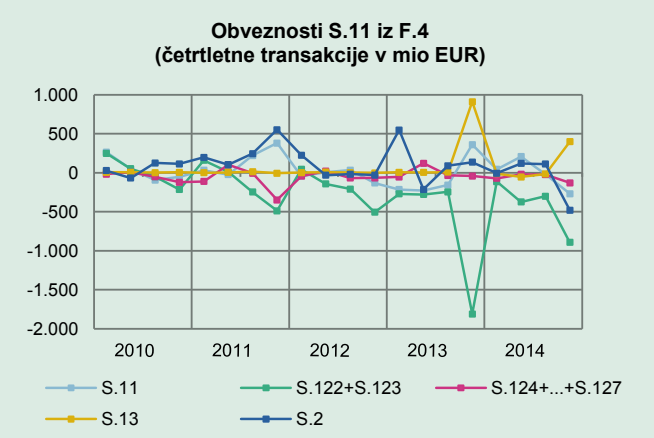

Druge obveznosti so znašale 15,3 mrd EUR (18%) in so se v proučevanem obdobju zmanjšale za 2,8 mrd EUR oz. 15%. Večino drugih obveznosti so predstavljale obveznosti iz komercialnih kreditov in predujmov (70%), od tega 54% do nefinančnih družb in 38% do tujine.

Medsebojne terjatve oz. obveznosti nefinančnih družb so konec leta 2014 dosegle 22,7 mrd EUR, kar je predstavljalo 55% finančnih sredstev oz. 27% obveznosti.

V **evroobmočju** so imele nefinančne družbe največ obveznosti iz lastniškega kapitala (51%), posojil (32%) in drugih obveznosti (11%). V primerjavi z evroobmočjem je bilo v obveznostih nefinančnih družb v Sloveniji opaziti večje deleže drugih obveznosti in posojil ter manjše deleže lastniškega kapitala in dolžniških vrednostnih papirjev.

Nefinančne družbe izkazujejo v opazovanem obdobju **primanjkljaj finančnih sredstev glede na obveznosti** (neto finančni položaj), saj je precejšen delež njihovega premoženja v obliki nefinančnih sredstev. Primanjkljaj se je v proučevanem obdobju zmanjšal z 42,3 mrd EUR na 41,7 mrd EUR.

Neto finančni položaj nefinančnih družb v Sloveniji se je z -117% BDP konec leta 2009 izboljšal na -112% BDP konec leta 2014, v evroobmočju pa z -101% BDP na -94% BDP. Razlog za slabši neto finančni položaj nefinančnih družb v Sloveniji v primerjavi z evroobmočjem je bil, ob nekoliko nižji zadolženosti in nižjih obveznostih iz kapitala, predvsem v nižjih finančnih sredstvih.

Zadolženost nefinančnih družb v Sloveniji se je, predvsem v zadnjih dveh letih, močno zmanjšala, s čimer se je izboljšala tudi njihova struktura financiranja. Konec leta 2014 je dolg nefinančnih družb (obveznosti zmanjšane za lastniški kapital) v BDP v Sloveniji predstavljal 123% (zmanjšanje za 23 o.t. v proučevanem obdobju), v evroobmočju pa 141% (-4 o.t.). Dolg v primerjavi s finančnimi sredstvi nefinančnih družb je v Sloveniji znašal 111% (enako kot v letu 2009), v evroobmočju pa 73% (-11 o.t.). Finančni vzvod, izračunan kot razmerje med dolgom in lastniškim kapitalom, je v Sloveniji dosegel 123% (-19 o.t.), na območju evra pa 97% (-16 o.t.). Če pri izračunu iz dolga izločimo druge obveznosti, ki vključujejo predvsem komercialne kredite in predujme, postanejo kazalniki zadolženosti nefinančnih družb v Sloveniji še ugodnejši v primerjavi z evroobmočjem. Tako prilagojen dolg bi v Sloveniji dosegel 82% BDP, v evroobmočju pa 108% BDP.

S.121 Centralna banka

v mio EUR	Oznaka	2009	2010	2011	2012	2013	2014
I. FINANČNA SREDSTVA		9.998	8.566	10.227	12.504	10.806	10.900
Gotovina in vloge	F.2	3.382	3.588	3.491	3.495	2.931	5.373
Dolžniški vrednostni papirji	F.3	4.364	4.515	4.744	4.794	4.126	3.952
Posojila	F.4	1.779	27	1.520	3.739	3.334	1.120
II. OBVEZNOSTI		9.590	8.156	9.825	12.102	10.299	10.361
Gotovina in vloge	F.2	8.537	7.113	8.793	10.942	9.195	9.113
Lastniški kapital	F.5	683	742	734	859	823	945
III. NETO FINANČNA SREDSTVA		408	410	402	402	507	539

Centralna banka je imela konec leta 2014 v finančnih računih Slovenije 4% vseh finančnih sredstev in obveznosti. Njena finančna sredstva so predstavljala 29% BDP, obveznosti pa 28% BDP.

Finančna sredstva centralne banke so konec leta 2014 znašala 10,9 mrd EUR in so se v opazovanem obdobju povečala za 0,9 mrd EUR oz. 9%.

Centralna banka ima finančna sredstva naložena v vloge, dolžniške vrednostne papirje in posojila. V strukturi finančnih sredstev se je v opazovanem obdobju delež vlog povečal (s 34% na 49%) na račun zmanjšanja deležev dolžniških vrednostnih papirjev (s 44% na 36%) in posojil (z 18% na 10%).

Terjatve iz **gotovine in vlog** so znašale 5,4 mrd EUR (od tega 99% v tujini) in so se glede na leto 2013 povečale za 2,4 mrd EUR, v proučevanem obdobju pa za 2 mrd EUR oz. 59%. Vloge pri domačih bankah so se zmanjšale, povečale pa v tujini, predvsem v letu 2014 (iz naslova terjatev do Evrosistema).

Naložbe v **dolžniške vrednostne papirje** so znašale 4 mrd EUR in so se v opazovanem obdobju zmanjšale za 0,4 mrd EUR. Tuji dolžniški vrednostni papirji so predstavljali 93% naložb (od tega 68% papirji evroobmočja), državni vrednostni papirji pa 7%.

Terjatve iz danih **posojil** so znašale 1,1 mrd EUR (predvsem bankam kot posledica operacij dolgoročnejšega refinanciranja) in so se glede na leto 2013 zmanjšale za 2,2 mrd EUR.

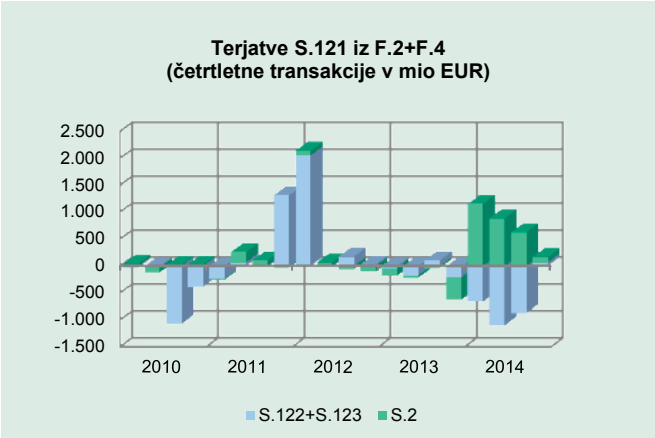

Obveznosti centralne banke so konec leta 2014 znašale 10,4 mrd EUR in so se v opazovanem obdobju povečale za 0,8 mrd EUR oz. 8%.

Centralna banka je imela 9,1 mrd EUR oz. 88% obveznosti iz naslova **gotovine in vlog**, od tega 51% iz gotovine in 49% iz vlog. Obveznost iz gotovine, dane v obtok, je znašala 2,5 mrd EUR in se je v opazovanem obdobju povečala za 1,5 mrd EUR, obveznost iz gotovine po kapitalskem ključu pa je dosegla 4,6 mrd EUR in se je povečala za 1,1 mrd EUR. Obveznosti iz vlog so znašale 4,4 mrd EUR in so se v proučevanem obdobju zmanjšale za 0,6 mrd EUR oz. 11%, povečal se je delež vlog države (64%) ter bank (34%), zmanjšala pa se je obveznost do Evrosistema.

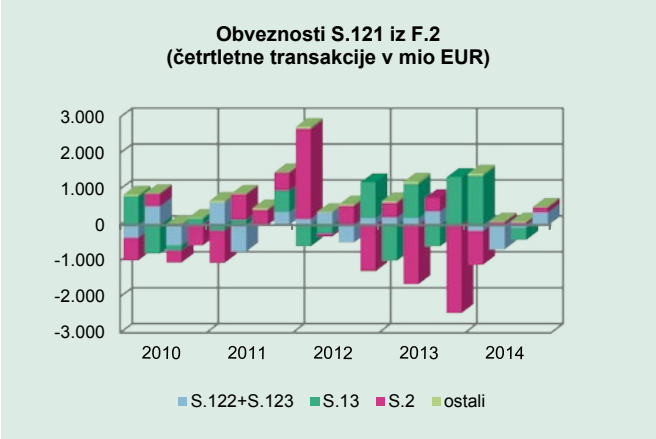

S.122+S.123 Druge denarne finančne institucije

v mio EUR	Oznaka	2009	2010	2011	2012	2013	2014
I. FINANČNA SREDSTVA		53.065	52.348	51.484	49.590	44.897	42.321
Gotovina in vloge	F.2	4.884	3.061	3.286	3.282	4.420	4.985
Dolžniški vrednostni papirji	F.3	7.863	7.302	7.051	6.689	7.959	9.289
Posojila	F.4	37.914	39.675	39.075	37.605	31.222	26.743
Lastniški kapital	F.5	1.868	1.769	1.550	1.443	948	889
II. OBVEZNOSTI		51.531	50.347	48.698	45.806	40.213	38.556
Gotovina in vloge	F.2	29.124	28.765	28.140	26.376	23.853	25.009
Dolžniški vrednostni papirji	F.3	4.016	5.081	4.251	2.484	1.667	1.666
Posojila	F.4	13.490	11.709	12.054	13.114	10.427	7.073
Lastniški kapital	F.5	4.336	4.278	3.753	3.325	3.902	4.435
III. NETO FINANČNA SREDSTVA		1.535	2.000	2.786	3.784	4.684	3.765

Sektor druge denarne finančne institucije sestavljajo banke, hranilnice in skladi denarnega trga. Konec leta 2014 je bilo v Sloveniji 21 bank, 3 hranilnice in 4 skladi denarnega trga.

Banke[3] so imele konec leta 2014 v finančnih računih Slovenije 17% vseh finančnih sredstev in 16% vseh obveznosti. Njihova finančna sredstva so predstavljala 114% BDP, obveznosti pa 104% BDP.

Finančna sredstva bank so konec leta 2014 znašala 42,3 mrd EUR in so se v letu 2014 zmanjšala za 2,6 mrd EUR oz. 6%, v opazovanem obdobju pa za 10,7 mrd EUR oz. 20%. Največ naložb je bilo v obliki danih posojil (63%), sledile so naložbe v dolžniške vrednostne papirje (22%) ter v gotovino in vloge (12%).

Posojila so dosegla 26,7 mrd EUR[4] in so se v opazovanem obdobju zmanjšala za 11,2 mrd EUR oz. 29%. Banke so zaradi gospodarske in finančne krize že od sredine 2009 zmanjševale posojilno aktivnost. Posojila so se najbolj zmanjšala v letih 2013 in 2014 (za 10,9 mrd EUR, od tega do nefinančnih družb za 7,6 mrd EUR kot posledica prenosa slabih terjatev na DUTB, odplačil in odpisov). Največ najetih posojil pri bankah so imeli nefinančne družbe (42%) in gospodinjstva (33%).

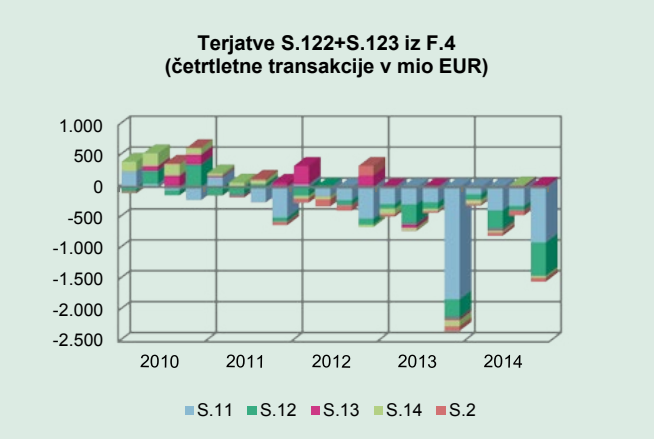

Naložb v **dolžniške vrednostne papirje** je bilo za 9,3 mrd EUR, največ v državne (67%, 41% konec leta 2009) in tuje vrednostne papirje (26%, 43% konec leta 2009). Naložbe so se v letu 2014 povečale za 1,3 mrd EUR, v proučevanem obdobju pa za 1,4 mrd EUR oz. 18%.

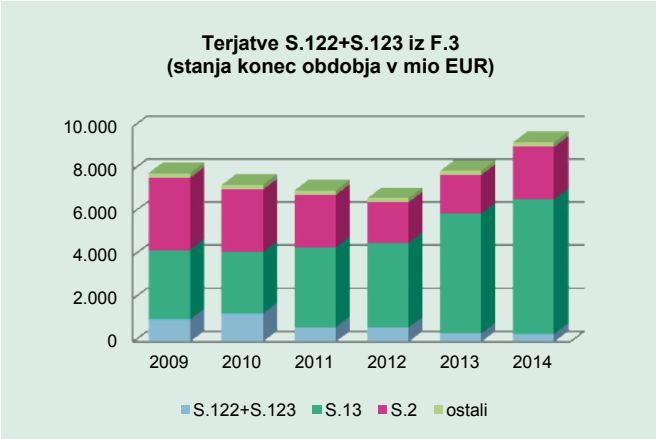

Banke so imele za 5 mrd EUR **gotovine in vlog**, od tega 58% v tujini, 36% pri centralni banki in 5% pri bankah. Gotovina in vloge so se v letu 2014 povečale za 0,6 mrd EUR oz. 13%.

Obveznosti bank so konec leta 2014 znašale 38,6 mrd EUR in so se v letu 2014 zmanjšale za 1,7 mrd EUR, v proučevanem obdobju pa za 13 mrd EUR oz. 25%. Najpomembnejši vir sredstev so predstavljale vloge (65%), sledila so najeta posojila (18%), kapital (12%) in izdani dolžniški vrednostni papirji (4%).

Stanje **vlog** pri bankah je znašalo 25 mrd EUR in se je v letu 2014 povečalo za 1,2 mrd EUR, v opazovanem obdobju pa zmanjšalo za 4,1 mrd EUR oz. 14%. V letu 2014 so se najbolj povečale vloge gospodinjstev (za 0,7 mrd EUR) in nefinančnih družb (za 0,5 mrd EUR), zmanjšale pa vloge centralne banke (za 0,4 mrd EUR). Največ vlog so imeli gospodinjstva (60%), nefinančne družbe (19%), država (7%) in tujina (7%).

3) V gradivu je za sektor S.122+S.123 (Druge denarne finančne institucije) uporabljen izraz banke.
4) Oslabitve na posojilih bank so konec leta 2014 dosegle 3,7 mrd EUR, kar je predstavljalo 13,9% celotne vrednosti posojil. V finančnih računih se oslabitve na posojilih odrazijo šele ob dokončnem odpisu terjatev.

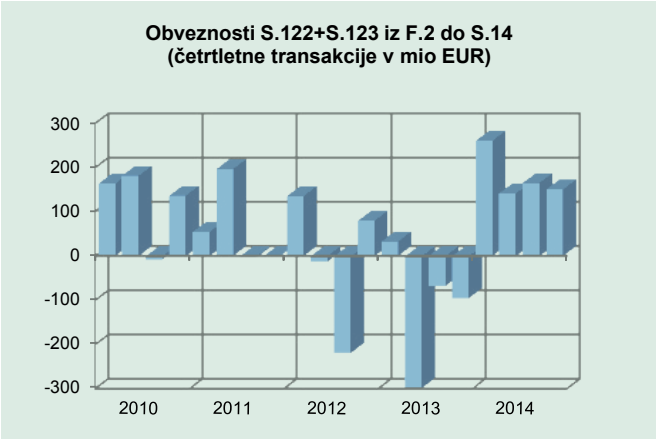

Obveznosti iz naslova najetih **posojil** so dosegle 7,1 mrd EUR in so se v letu 2014 zmanjšale za 3,4 mrd EUR oz. 32%, v opazovanem obdobju pa za 6,4 mrd EUR oz. 48%. Banke so imele 56% posojil najetih v tujini, 21% v okviru lastnega sektorja in 16% pri centralni banki. V letu 2014 so se zmanjšale obveznosti iz posojil predvsem do centralne banke (za 2,2 mrd EUR, iz naslova LTRO), tujine (za 0,9 mrd EUR) in bank (za 0,7 mrd EUR), povečale pa do države (za 0,4 mrd EUR).

Tujina predstavlja ob gospodinjstvih najpomembnejši vir financiranja bank. Od začetka krize se zadolženost bank v tujini zmanjšuje. V opazovanem obdobju so banke do tujine zmanjšale obveznosti iz vlog in posojil za 8,4 mrd EUR in iz dolžniških vrednostnih papirjev za 0,8 mrd EUR.

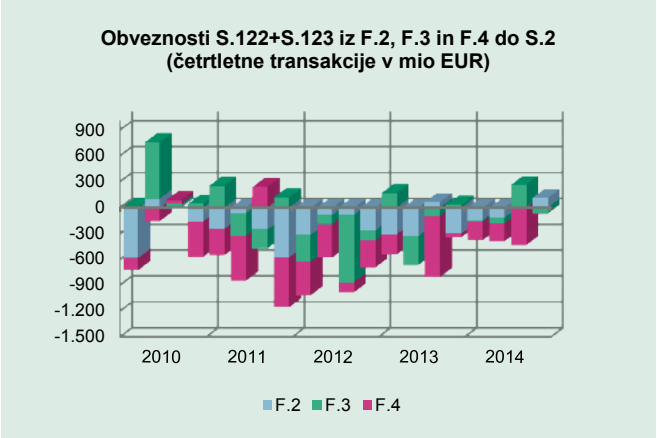

Obveznosti iz **lastniškega kapitala** so dosegle 4,4 mrd EUR in so se v letu 2014 povečale za 0,5 mrd EUR oz. 14%, v opazovanem obdobju pa se vrednost kapitala ni spremenila kljub obsežnim dokapitalizacijam s strani države. Lastništvo države se je povečalo (s 27% na 64%), zmanjšalo pa tujine (s 35% na 29%) in nefinančnih družb (z 20% na 4%).

Obveznosti iz izdanih **dolžniških vrednostnih papirjev** so dosegle 1,7 mrd EUR in so se v proučevanem obdobju zmanjšale za 2,4 mrd EUR oz. 59%. Največji investitorji so bili tujina (59%), banke (23%) ter zavarovalne družbe in pokojninski skladi (15%).

Presežek finančnih sredstev nad obveznostmi bank je konec leta 2014 dosegel 3,8 mrd EUR. Največji presežek so imele v odnosu z nefinančnimi družbami (7 mrd EUR) in državo (2,9 mrd EUR), največji primanjkljaj pa z gospodinjstvi (6,4 mrd EUR).

Konec leta 2014 so imele banke 2,3 mrd EUR **medsebojnih finančnih terjatev oz. obveznosti**, kar je predstavljalo 5% finančnih sredstev oz. 6% obveznosti bank.

Ker v finančnih računih evroobmočja podatki za centralne banke in druge denarne finančne institucije niso ločeni, smo Slovenijo **primerjali z evroobmočjem** na nivoju **denarnih finančnih institucij (S.121 in S.122+S.123).**

Denarne finančne institucije v Sloveniji so imele konec leta 2014 53,2 mrd EUR finančnih sredstev in 48,9 mrd EUR obveznosti, kar je predstavljalo 22% vseh finančnih sredstev in 20% vseh obveznosti v finančnih računih Slovenije. V evroobmočju je bil delež denarnih finančnih institucij v finančnih sredstvih oz. obveznostih 24%.

Finančna sredstva denarnih finančnih institucij v Sloveniji so predstavljala 143% BDP (v evroobmočju 315%), obveznosti pa 131% BDP (v evroobmočju 313%), kar kaže na manjšo globino finančnega posredništva v Sloveniji.

V Sloveniji je bil delež finančnih sredstev denarnih finančnih institucij v finančnih sredstvih vseh finančnih družb 75%, na območju evra pa je bil ta delež 50%, kar kaže na relativno večji pomen denarnih finančnih institucij v Sloveniji.

Denarne finančne institucije v Sloveniji so imele največ naložb v posojilih (52%), dolžniških vrednostnih papirjih (25%) in vlogah (19%), največ obveznosti pa iz gotovine in vlog (70%) ter posojil (14%). V evroobmočju so imele denarne finančne institucije največ finančnih sredstev v posojilih (40%), vlogah (29%) in dolžniških vrednostnih papirjih (20%), največ obveznosti pa iz gotovine in vlog (71%)[5] ter dolžniških vrednostnih papirjev (16%). Primerjava z evroobmočjem kaže, da so imele denarne finančne institucije v Sloveniji na strani terjatev večje deleže posojil in dolžniških vrednostnih papirjev ter manjši delež vlog, na strani obveznosti pa večji delež posojil in manjši delež dolžniških vrednostnih papirjev.

5) V finančnih računih evroobmočja so obveznosti denarnih finančnih institucij iz posojil prikazane med vlogami.

S.124+S.125+S.126+S.127 Drugi finančni posredniki in izvajalci pomožnih finančnih dejavnosti

v mio EUR	Oznaka	2009	2010	2011	2012	2013	2014
I. FINANČNA SREDSTVA		9.631	8.853	7.612	6.930	6.611	7.998
Gotovina in vloge	F.2	393	320	355	400	410	535
Dolžniški vrednostni papirji	F.3	252	246	268	275	226	290
Posojila	F.4	5.254	4.689	4.135	3.582	3.458	3.238
Lastniški kapital	F.5	3.111	3.032	2.320	2.245	2.158	3.542
II. OBVEZNOSTI		10.244	9.752	8.650	8.192	7.670	8.233
Posojila	F.4	6.735	6.360	5.740	5.383	5.039	4.308
Lastniški kapital	F.5	3.183	3.097	2.595	2.528	2.414	3.536
III. NETO FINANČNA SREDSTVA		613	-899	-1.038	-1.262	-1.059	-235

Sektor drugi finančni posredniki[6] sestavljajo predvsem investicijski skladi, lizing podjetja, borznoposredniške družbe, uprave podjetij in finančni holdingi.

Konec leta 2014 so imeli drugi finančni posredniki v finančnih računih **Slovenije** 3% vseh finančnih sredstev in obveznosti. Njihova finančna sredstva in obveznosti so predstavljala 22% BDP.

V finančnih računih **evroobmočja** so imeli drugi finančni posredniki 17% vseh finančnih sredstev in obveznosti. Njihova finančna sredstva so predstavljala 228% BDP, obveznosti pa 223% BDP evroobmočja.

V Sloveniji je bil delež finančnih sredstev drugih finančnih posrednikov v finančnih sredstvih vseh finančnih družb 11%, v evroobmočju pa je bil ta delež 36%.

Finančna sredstva drugih finančnih posrednikov so konec leta 2014 znašala 8 mrd EUR in so se v letu 2014 povečala za 1,4 mrd EUR oz. 21% (predvsem zaradi presektorizacije holdingov in uprav podjetij), v opazovanem obdobju pa zmanjšala za 1,6 mrd EUR oz. 17%. Največ terjatev so imeli do nefinančnih družb (43%), tujine (29%) in gospodinjstev (14%).

Največ naložb so imeli v **lastniški kapital** (3,5 mrd EUR oz. 44% finančnih sredstev), predvsem v tujino (46%) in nefinančne družbe (39%). Naložbe so se zmanjšale v vseh letih (najbolj leta 2011 za 0,7 mrd EUR), razen v letu 2014, ko so se povečale za 1,4 mrd EUR (predvsem zaradi presektorizacije).

Dana **posojila** so dosegla 3,2 mrd EUR oz. 40% finančnih sredstev in so se glede na konec leta 2009 zmanjšala za 2 mrd EUR oz. 38%. Do največjega zmanjšanja posojilne aktivnosti je prišlo v obdobju od 2010 do 2012 (za 1,4 mrd EUR), v letih 2013 in 2014 pa za 0,4 mrd EUR. Največji del posojil so predstavljala posojila nefinančnim družbam (57%), gospodinjstvom (33%) in tujini (6%), pri čemer gre predvsem za posojila lizinških podjetij.

Terjatve S.124+S.125+S.126+S.127 iz F.4
(četrtletne transakcije v mio EUR)

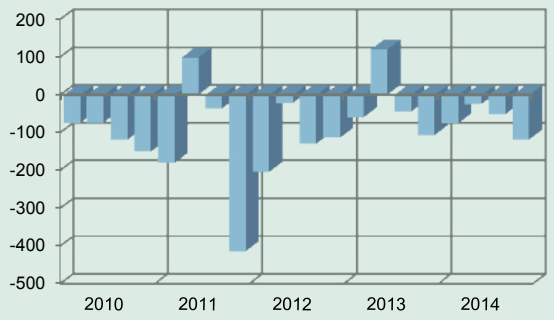

Naložbe v **vloge in dolžniške vrednostne papirje** so predstavljale skupaj le 10% vseh finančnih sredstev, saj v Sloveniji prevladujejo delniški skladi.

V **evroobmočju** so imeli drugi finančni posredniki največ finančnih sredstev v obliki lastniškega kapitala (46%), posojil (20%), dolžniških vrednostnih papirjev (19%) ter gotovine in vlog (10%). V primerjavi z evroobmočjem so imeli drugi finančni posredniki v Sloveniji v finančnih sredstvih večji delež posojil in manjši delež dolžniških vrednostnih papirjev.

6) V tem poglavju je uporabljen izraz drugi finančni posredniki za S.124+S.125+S.126+S.127.

Obveznosti drugih finančnih posrednikov so konec leta 2014 znašale 8,2 mrd EUR, od tega 35% do tujine, 20% do gospodinjstev in 15% do bank. Glede na konec leta 2013 so se povečale za 0,6 mrd EUR, v opazovanem obdobju pa zmanjšale za 2 mrd EUR oz. 20%.

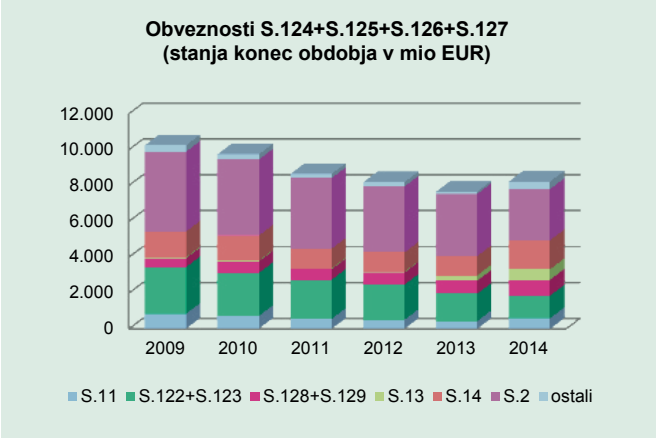

Najeta **posojila** so dosegla 4,3 mrd EUR oz. 52% obveznosti in so se v letu 2014 zmanjšale za 0,7 mrd EUR oz. 14%, v proučevanem obdobju pa za 2,4 mrd EUR oz. 36%. Posojila so bila najeta v tujini (55%), pri domačih bankah (25%) in državi (12%), pri čemer je šlo predvsem za posojila lizinškim podjetjem. V opazovanem obdobju so se drugi finančni posredniki razdolžili do tujine (za 1,3 mrd EUR) in bank (za 1 mrd EUR), obveznosti pa povečali do države zaradi prenosa slabih posojil iz bank na DUTB (za 0,5 mrd EUR).

Drugi finančni posredniki so imeli 3,5 mrd EUR oz. 43% obveznosti iz **lastniškega kapitala**, od tega 43% do gospodinjstev, 24% do zavarovalnih družb in pokojninskih skladov (16% konec leta 2009), 11% do tujine in 8% do nefinančnih družb (14% konec leta 2009). V opazovanem obdobju so se povečale za 0,4 mrd EUR, največ v letu 2014 za 1,1 mrd EUR oz. 46% (predvsem zaradi presektorizacije).

Najpomembnejša postavka v lastniškem kapitalu so bile enote investicijskih skladov (2,1 mrd EUR oz. 60%). Vrednost skladov je ostala na ravni s konca leta 2009, pri čemer so skladi zabeležili neto odlive v višini 0,2 mrd EUR. Investicijski skladi so imeli največ obveznosti do gospodinjstev (55%), zavarovalnih družb in pokojninskih skladov (33%) ter nefinančnih družb (4%).

V **evroobmočju** so imeli drugi finančni posredniki največ obveznosti iz lastniškega kapitala (64%), posojil (17%) in dolžniških vrednostnih papirjev (15%). V primerjavi z evroobmočjem so imeli drugi finančni posredniki v Sloveniji v obveznostih večji delež posojil in manjše deleže lastniškega kapitala ter dolžniških vrednostnih papirjev.

Primanjkljaj finančnih sredstev nad obveznostmi drugih finančnih posrednikov je konec leta 2014 znašal 0,2 mrd EUR. Največji primanjkljaj so imeli z bankami (0,9 mrd EUR), zavarovalnimi družbami in pokojninskimi skladi (0,7 mrd EUR) ter tujino (0,6 mrd EUR), največji presežek pa z nefinančnimi družbami (2,8 mrd EUR).

Medsebojne terjatve oz. obveznosti drugih finančnih posrednikov so konec leta 2014 znašale 0,4 mrd EUR, kar je predstavljalo 5% njihovih finančnih sredstev oz. obveznosti.

S.128+S.129 Zavarovalne družbe in pokojninski skladi

v mio EUR	Oznaka	2009	2010	2011	2012	2013	2014
I. FINANČNA SREDSTVA		6.705	7.344	7.533	8.275	8.614	9.463
Gotovina in vloge	F.2	739	967	1.151	950	686	781
Dolžniški vrednostni papirji	F.3	3.700	3.938	3.889	4.440	4.882	5.438
Lastniški kapital	F.5	1.634	1.830	1.841	2.153	2.307	2.597
II. OBVEZNOSTI		6.974	7.422	7.574	8.111	8.401	9.189
Lastniški kapital	F.5	1.148	973	972	1.215	1.348	1.690
Zavarovanja in pokojninske sheme	F.6	5.544	6.155	6.297	6.553	6.684	7.209
III. NETO FINANČNA SREDSTVA		-269	-78	-41	164	213	275

Konec leta 2014 je bilo v Sloveniji 14 zavarovalnic, 2 pozavarovalnici, 3 pokojninske družbe in 7 vzajemnih pokojninskih skladov. Izvajalci prostovoljnega dodatnega pokojninskega zavarovanja so pokojninske družbe, vzajemni pokojninski skladi in zavarovalnice, ki imajo dovoljenje za opravljanje poslov življenjskega zavarovanja.

Finančna sredstva in obveznosti zavarovalnih družb in pokojninskih skladov v **Sloveniji** so konec leta 2014 predstavljali 4%, v **evroobmočju** pa 7% vseh finančnih sredstev in obveznosti v finančnih računih. Njihova finančna sredstva so v Sloveniji dosegla 25% BDP, v evroobmočju pa 89% BDP. Delež zavarovalnih družb in pokojninskih skladov v finančnih sredstvih vseh finančnih družb je bil v Sloveniji in v evroobmočju 14%.

Finančna sredstva zavarovalnih družb in pokojninskih skladov so konec leta 2014 znašala 9,5 mrd EUR in so se v letu 2014 povečala za 0,8 mrd EUR, v opazovanem obdobju pa za 2,8 mrd EUR oz. 41%. Največ terjatev so imeli do tujine (47%), države (20%) in bank (11%).

Zavarovalne družbe in pokojninski skladi so imeli 5,4 mrd EUR oz. 57% vseh naložb v **dolžniške vrednostne papirje**, največ v tuje (56%, 41% konec leta 2009), državne (34%, 40% konec leta 2009) in bančne vrednostne papirje (5%, 14% konec leta 2009). V letu 2014 so se naložbe povečale za 0,6 mrd EUR, v opazovanem obdobju pa za 1,7 mrd EUR.

Naložbe v **lastniški kapital** so dosegle 2,6 mrd EUR oz. 27% vseh finančnih sredstev, pri čemer so imeli največ naložb v tujino (47%, 35% konec leta 2009), druge finančne posrednike (32%) in nefinančne družbe (10%, 17% konec leta 2009). Naložbe so se v opazovanem obdobju povečale za 1 mrd EUR, pretežno zaradi neto nakupov.

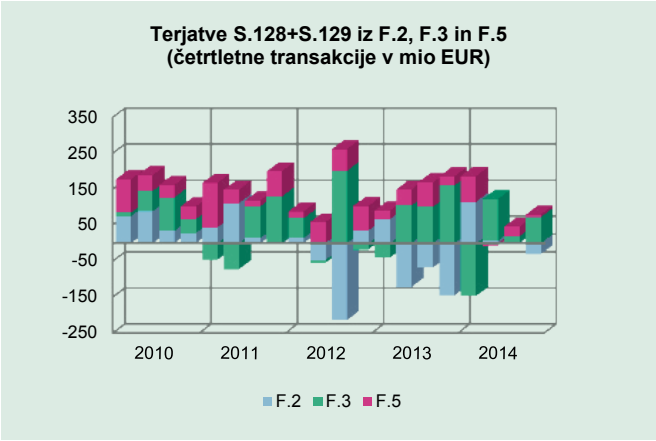

V **evroobmočju** so zavarovalne družbe in pokojninski skladi imeli največ finančnih sredstev v obliki dolžniških vrednostnih papirjev (39%), lastniškega kapitala (38%) ter vlog (9%). V primerjavi z evroobmočjem so imeli v Sloveniji v finančnih sredstvih večji delež dolžniških vrednostnih papirjev, na račun manjših deležev lastniškega kapitala in posojil.

Konec leta 2014 so imeli zavarovalne družbe in pokojninski skladi 9,2 mrd EUR **obveznosti**, ki so se glede na konec leta 2013 povečale za 0,8 mrd EUR, v opazovanem obdobju pa za 2,2 mrd EUR oz. 32%. Največ obveznosti so imeli do gospodinjstev (71%) in finančnih družb (9%).

Največji delež obveznosti zavarovalnih družb in pokojninskih skladov predstavljajo **zavarovanja in pokojninske sheme**, ki so konec leta 2014 znašale 7,2 mrd EUR oz. 78% obveznosti, od tega 88% do gospodinjstev in 6% do nefinančnih družb. V letu 2014 so se povečale za 0,5 mrd EUR, v proučevanem obdobju pa za 1,7 mrd EUR oz. 30%. V strukturi je delež pokojninskih pravic znašal 40%, delež življenjskih zavarovanj 38%, delež rezervacij iz neživljenjskih zavarovanj pa 22%.

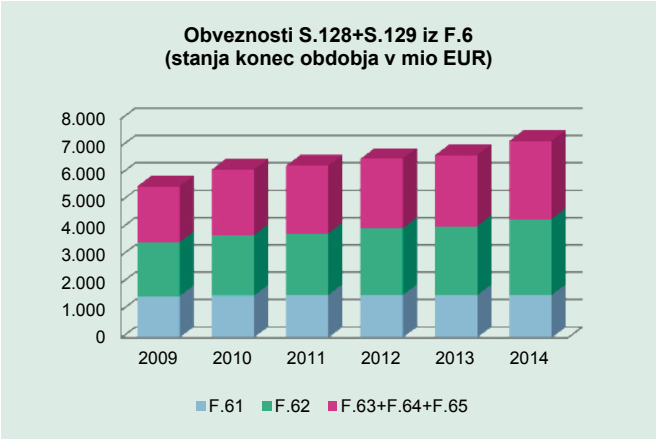

Obveznosti iz **lastniškega kapitala** so znašale 1,7 mrd EUR in so se v letu 2014 povečale za 0,3 mrd EUR, v opazovanem obdobju pa za 0,5 mrd EUR oz. 47%. Največji lastniki so bili država (37%), tujina (19%), zavarovalne družbe in pokojninski skladi (17%), drugi finančni posredniki (10%) ter gospodinjstva (9%).

V **evroobmočju** so imeli zavarovalne družbe in pokojninski skladi največ obveznosti iz zavarovanj in pokojninskih shem (86%). V primerjavi z evroobmočjem so imeli med obveznostmi večji delež lastniškega kapitala in manjše deleže zavarovanj in pokojninskih shem ter posojil.

Medsebojne terjatve oz. obveznosti zavarovalnih družb in pokojninskih skladov so konec leta 2014 znašale 0,5 mrd EUR, kar je predstavljalo 6% njihovih finančnih sredstev oz. obveznosti.

Pomembno je poudariti, da so ob koncu leta 2014 **finančna sredstva finančnih družb (S.12)** v Sloveniji (190% BDP) močno zaostajala za evroobmočjem (632% BDP), saj so dosegala le 30% primerljivega deleža v evroobmočju (denarne finančne institucije 45%, zavarovalne družbe in pokojninski skladi 28%, drugi finančni posredniki 9%), kar kaže na manjšo globino finančnega posredništva in finančnih trgov v Sloveniji.

S.13 Država

v mio EUR	Oznaka	2009	2010	2011	2012	2013	2014
I. FINANČNA SREDSTVA		21.400	20.978	22.663	22.782	28.698	36.519
Centralna država	S.1311	18.261	18.028	19.849	19.888	25.808	33.436
Lokalna država	S.1313	1.214	1.221	1.291	1.349	1.378	1.390
Skladi socialne varnosti	S.1314	1.925	1.729	1.523	1.545	1.511	1.694
II. OBVEZNOSTI		20.619	20.710	23.475	25.872	33.642	43.634
Centralna država	S.1311	18.068	18.576	21.480	23.859	31.091	41.091
Lokalna država	S.1313	1.153	1.250	1.245	1.260	1.377	1.424
Skladi socialne varnosti	S.1314	1.397	884	750	753	1.174	1.120
III. NETO FINANČNA SREDSTVA		781	268	-812	-3.090	-4.944	-7.114

Sektor države je sestavljen iz centralne države, lokalne države in skladov socialne varnosti.

Konec leta 2014 je imela centralna država 92% vseh finančnih sredstev in 94% vseh obveznosti sektorja države, lokalna država 4% oz. 3%, skladi socialne varnosti pa 4% oz. 3%.

Konec leta 2014 je imela država v finančnih računih **Slovenije** 15% vseh finančnih sredstev in 18% vseh obveznosti. Finančna sredstva so predstavljala 98% BDP, obveznosti pa 117% BDP.

V finančnih računih **evroobmočja** je imela država 4% vseh finančnih sredstev in 9% vseh obveznosti. Finančna sredstva so predstavljala 49% BDP, obveznosti pa 122% BDP evroobmočja.

v mio EUR	Oznaka	2009	2010	2011	2012	2013	2014
I. FINANČNA SREDSTVA		21.400	20.978	22.663	22.782	28.698	36.519
Gotovina in vloge	F.2	7.304	5.390	6.992	6.062	5.985	10.369
Posojila	F.4	405	467	763	1.751	4.940	7.052
Lastniški kapital	F.5	10.093	11.308	10.969	11.327	13.815	15.238
Druge terjatve	F.8	3.161	3.339	3.590	3.239	3.358	3.341
II. OBVEZNOSTI		20.619	20.710	23.475	25.872	33.642	43.634
Gotovina in vloge	F.2	3.056	1.958	2.708	1.857	2.077	4.268
Dolžniški vrednostni papirji	F.3	12.099	13.122	14.330	16.500	22.835	29.967
Posojila	F.4	1.170	1.705	1.998	3.100	3.448	3.846
Lastniški kapital	F.5	1.531	1.035	1.075	1.095	1.761	1.960
Druge obveznosti	F.8	2.762	2.890	3.363	3.314	3.517	3.588
III. NETO FINANČNA SREDSTVA		781	268	-812	-3.090	-4.944	-7.114

Finančna sredstva države so konec leta 2014 znašala 36,5 mrd EUR in so se glede na konec leta 2013 povečala za 7,8 mrd EUR, v opazovanem obdobju pa za 15,1 mrd EUR oz. 71%. Največ terjatev je imela do nefinančnih družb (40%), znotraj lastnega sektorja (20%) in do bank (14%).

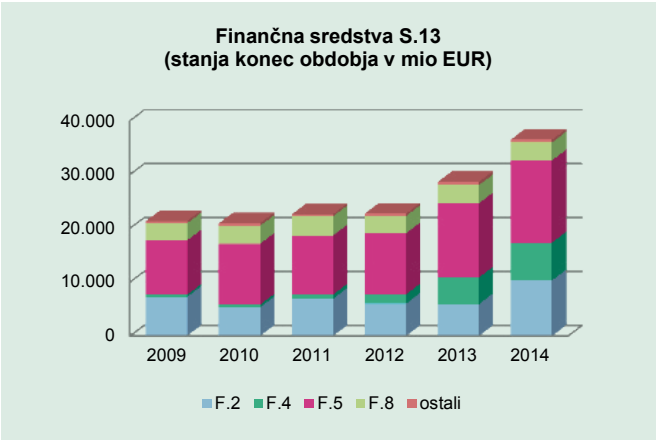

Država je imela 15,2 mrd EUR oz. 42% finančnih sredstev naloženih v **lastniški kapital**. V letu 2014 so se naložbe povečale za 1,4 mrd EUR, v proučevanem obdobju pa za 5,1 mrd EUR oz. 51%. Delež naložb v lastniški kapital se je gibal med 42% in 54%. Največ naložb je imela v nefinančne družbe (54%, največ 69% konec leta 2010), sledile so naložbe v banke (18%, najmanj 8% konec leta 2012) in znotraj lastnega sektorja (13%).

Terjatve iz **gotovine in vlog** so znašale 10,4 mrd EUR oz. 28%. V letu 2014 so se povečale za 4,4 mrd EUR (za 2,2 mrd EUR znotraj lastnega sektorja, 1 mrd EUR do centralne banke, 0,9 mrd EUR do tujine in 0,2 mrd EUR do bank), v opazovanem obdobju pa za 3,1 mrd EUR oz. 42%. Država je imela 40% terjatev znotraj lastnega sektorja, 28% do centralne banke, 18% do bank in 14% do tujine.

Država je imela 7,1 mrd EUR terjatev iz **posojil**, največ do nefinančnih družb (65%) in tujine (17%). V proučevanem obdobju so se povečale za 6,6 mrd EUR, največ do nefinančnih družb (za 4,5 mrd EUR) in tujine (za 1,2 mrd EUR, predvsem iz naslova EFSF). Povečanje je bilo največje v letih 2013 (za 3,2 mrd EUR) in 2014 (za 2,1 mrd EUR) zaradi prenosa terjatev od bank na DUTB.

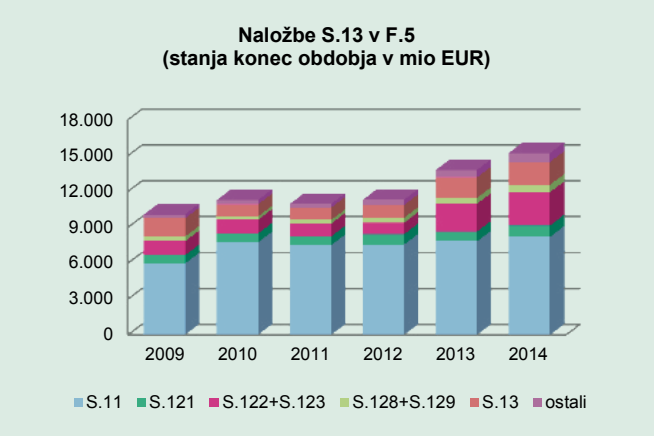

Druge terjatve so znašale 3,3 mrd EUR oz. 9%, od tega so terjatve, ki vključujejo davke in prispevke, predstavljale 87%. Večino drugih terjatev je imela do nefinančnih družb (55%) in znotraj lastnega sektorja (23%).

V **evroobmočju** je imela država finančna sredstva v obliki lastniškega kapitala (33%), posojil (22%), drugih terjatev (20%), vlog (16%) in dolžniških vrednostnih papirjev (9%). Država v Sloveniji je imela v primerjavi z evroobmočjem večje deleže naložb v vloge in lastniški kapital ter manjše deleže naložb v dolžniške vrednostne papirje in druge terjatve.

Obveznosti države so konec leta 2014 znašale 43,6 mrd EUR in so se glede na konec leta 2013 povečale za 10 mrd EUR, v proučevanem obdobju pa za 23 mrd EUR oz. 112%. Največ obveznosti je imela do tujine (54%), bank (19%) in znotraj lastnega sektorja (17%).

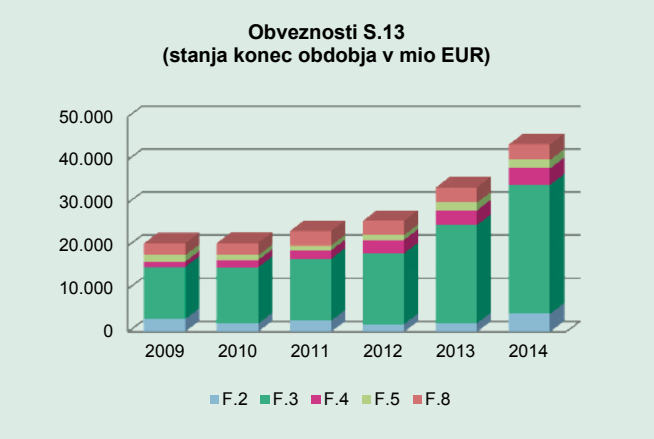

Država se je največ zadolževala z izdajami **dolžniških vrednostnih papirjev**, katerih stanje je doseglo 30 mrd EUR oz. 69% obveznosti. V letu 2014 so se obveznosti povečale za 7,1 mrd EUR, največ do tujine (za 6,3 mrd EUR) in bank (za 0,7 mrd EUR), v opazovanem obdobju pa za 17,9 mrd EUR oz. 148% (do tujine za 14,4 mrd EUR). Delež dolžniških vrednostnih papirjev v obveznostih se je v proučevanem obdobju gibal med 59% in 69%. Največji imetniki državnih vrednostnih papirjev so bili tujina s 70% (54% konec leta 2009), banke z 21% (27%) ter zavarovalne družbe in pokojninski skladi s 6% (12%).

Obveznosti iz **gotovine in vlog** so znašale 4,3 mrd EUR oz. 10% obveznosti in so se v proučevanem obdobju povečale za 1,2 mrd EUR (največ v letu 2014 za 2,2 mrd EUR). Večino obveznosti je imela znotraj lastnega sektorja (98%).

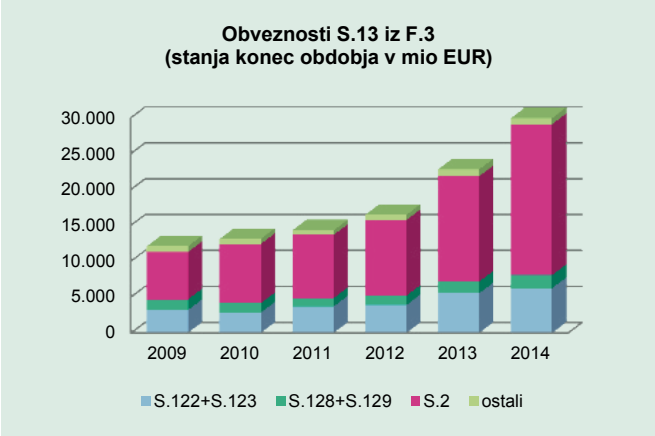

Obveznosti iz naslova prejetih **posojil** so znašale 3,8 mrd EUR oz. 9%. V letu 2014 so se obveznosti povečale za 0,4 mrd EUR, v opazovanem obdobju pa za 2,7 mrd EUR (od tega 1,6 mrd EUR do tujine, največ iz naslova EFSF). Največ obveznosti iz posojil je imela do bank (47%, največ 76% konec leta 2010) in tujine (44%, najmanj 10% konec leta 2010).

Država je imela 3,6 mrd EUR oz. 8% **drugih obveznosti**, ki so se v opazovanem obdobju povečale za 0,8 mrd EUR. Obveznosti iz komercialnih kreditov in avansov so predstavljale 30% drugih obveznosti, predvsem do nefinančnih družb (66%) in tujine (28%). Ostale obveznosti so predstavljale 70% drugih obveznosti, v glavnem do gospodinjstev (31%), znotraj lastnega sektorja (30%) in do nefinančnih družb (20%).

V **evroobmočju** so imele države največ obveznosti iz dolžniških vrednostnih papirjev (70%) in posojil (21%). V primerjavi z evroobmočjem je imela država v Sloveniji med obveznostmi večji delež vlog in manjši delež posojil.

Medsebojne terjatve oz. obveznosti države so konec leta 2014 dosegle 7,3 mrd EUR, kar je predstavljalo 20% finančnih sredstev oz. 17% obveznosti države.

Država je imela konec leta 2014 **primanjkljaj finančnih sredstev nad obveznostmi** v višini 7,1 mrd EUR, glede na konec leta 2013 se je primanjkljaj povečal za 2,2 mrd EUR, v celotnem obdobju pa za 7,9 mrd EUR. Finančni položaj se je poslabšal do tujine (za 13,4 mrd EUR) in bank (za 4,3 mrd EUR), izboljšal pa do nefinančnih družb (za 6,8 mrd EUR) in centralne banke (za 2,5 mrd EUR). V opazovanem obdobju je vsa leta izkazovala **primanjkljaj v transakcijah**, ki je v letu 2014 znašal 1,9 mrd EUR.

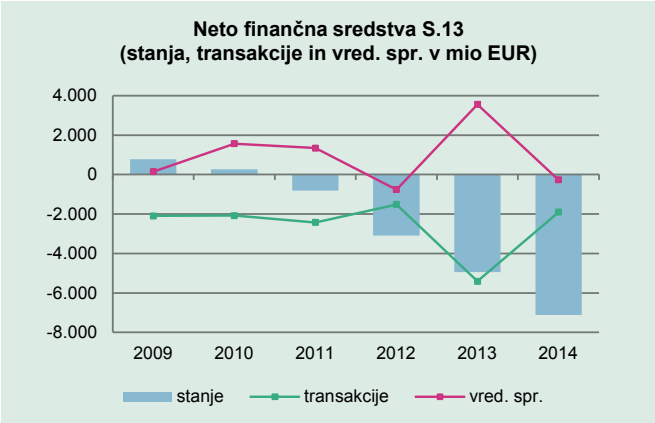

Neto finančni položaj države v Sloveniji se je z 2% BDP konec leta 2009 poslabšal na -19% BDP konec leta 2014. V istem obdobju se je neto finančni položaj države v evroobmočju poslabšal z -54% BDP na -73% BDP. Razlika v neto finančnem položaju je posledica večjih finančnih sredstev in manjših obveznosti države v Sloveniji. **Dolg države** (obveznosti brez obveznosti iz kapitala) v BDP je v Sloveniji predstavljal 112%, v evroobmočju pa 121%. **Dolg v primerjavi s finančnimi sredstvi** je v Sloveniji predstavljal 114%, v evroobmočju pa kar 248%. Navedeni podatki kažejo, da sta finančni položaj in zadolženost države v Sloveniji ugodnejša kot v evroobmočju, neugodna pa je dinamika naraščanja dolga v Sloveniji (v proučevanem obdobju se je dolg države v BDP v Sloveniji povečal za 112%, v evroobmočju pa le za 31%).

Javni dolg, ki naj ne bi presegal 60% BDP, in **javnofinančni primanjkljaj**, ki naj ne bi bil večji od 3% BDP, sta dva od konvergenčnih oz. maastrichtskih kriterijev. Konsolidiran dolg države, ki zajema obveznosti iz gotovine in vlog, dolžniških vrednostnih papirjev in posojil, je v Sloveniji konec leta 2014 znašal 30,1 mrd EUR oz. 80,8% BDP (34,5% BDP konec leta 2009), javnofinančni primanjkljaj pa 5% BDP. Konsolidiran dolg države v evroobmočju je konec leta 2014 predstavljal 91,9% BDP, najnižji je bil v Estoniji (10,6% BDP), najvišji pa v Grčiji (177% BDP). Javnofinančni primanjkljaj v evroobmočju je v letu 2014 dosegel 2,4% BDP, največji primanjkljaj je imel Ciper (8,8% BDP), Nemčija pa je imela najvišji javnofinančni presežek (0,7% BDP).[7]

S.14 Gospodinjstva

v mio EUR	Oznaka	2009	2010	2011	2012	2013	2014
I. FINANČNA SREDSTVA		35.624	36.767	35.513	35.775	36.188	37.917
Gotovina in vloge	F.2	16.586	17.297	17.789	17.778	17.666	18.537
Dolžniški vrednostni papirji	F.3	438	435	439	357	311	237
Lastniški kapital	F.5	10.412	10.223	8.855	9.068	9.266	9.822
Zavarovanja in pokojninske sheme	F.6	4.850	5.475	5.535	5.773	5.913	6.456
Druge terjatve	F.8	2.395	2.396	2.181	2.050	2.328	2.173
II. OBVEZNOSTI		11.784	12.453	12.451	12.475	12.184	12.105
Posojila	F.4	10.210	10.896	10.959	11.029	10.700	10.549
Druge obveznosti	F.8	1.574	1.556	1.492	1.447	1.484	1.557
III. NETO FINANČNA SREDSTVA		23.840	24.314	23.061	23.300	24.004	25.811

Gospodinjstva so imela konec leta 2014 v finančnih računih **Slovenije** 16% vseh finančnih sredstev in 5% vseh obveznosti. Finančna sredstva so predstavljala 102% BDP, obveznosti pa 33% BDP.

V **evroobmočju** je bil konec leta 2014 delež gospodinjstev v vseh finančnih sredstvih in obveznostih enak kot v Sloveniji. Finančna sredstva so predstavljala 210% BDP, obveznosti pa 68% BDP evroobmočja.

Finančna sredstva gospodinjstev so konec leta 2014 dosegla 37,9 mrd EUR in so se glede na konec leta 2013 povečala za 1,7 mrd EUR, v opazovanem obdobju pa za 2,3 mrd EUR. Gospodinjstva so imela 40% terjatev do bank, 25% do nefinančnih družb, 17% do zavarovalnih družb in pokojninskih skladov ter 7% do centralne banke.

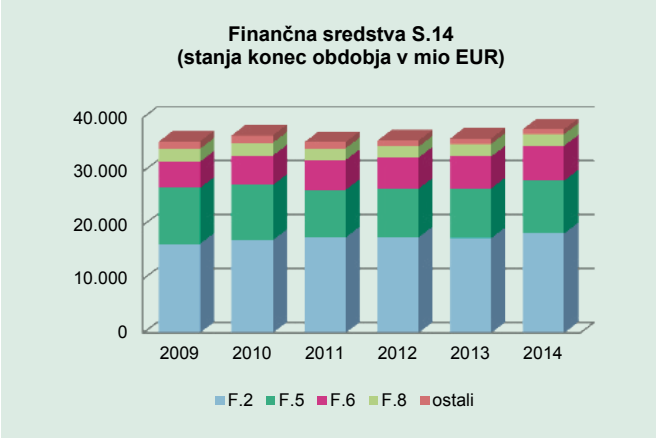

Gospodinjstva so imela 18,5 mrd EUR **gotovine in vlog**, kar je predstavljalo 49% finančnih sredstev, od tega v gotovini 13% in vlogah 87%.

Terjatve iz **gotovine** so dosegle 2,5 mrd EUR oz. 7% finančnih sredstev in so se v opazovanem obdobju povečale za 0,5 mrd EUR.

Vloge so predstavljale 16,1 mrd EUR oz. 42% finančnih sredstev, od tega 94% pri domačih bankah. Po dveh letih zmanjševanja so se v letu 2014 povečale za 0,8 mrd EUR, v opazovanem obdobju pa za 1,4 mrd EUR oz. 10%.

Naložbe v **lastniški kapital** so znašale 9,8 mrd EUR oz. 26% finančnih sredstev, v letu 2014 povečale za 0,6 mrd EUR (predvsem posledica pozitivnih vrednostnih sprememb), v proučevanem obdobju pa zmanjšale za 0,6 mrd EUR (za 0,4 mrd EUR neto prodaj). Naložbe so imela v nefinančne družbe (78%), investicijske sklade (15%) in tujino (4%).

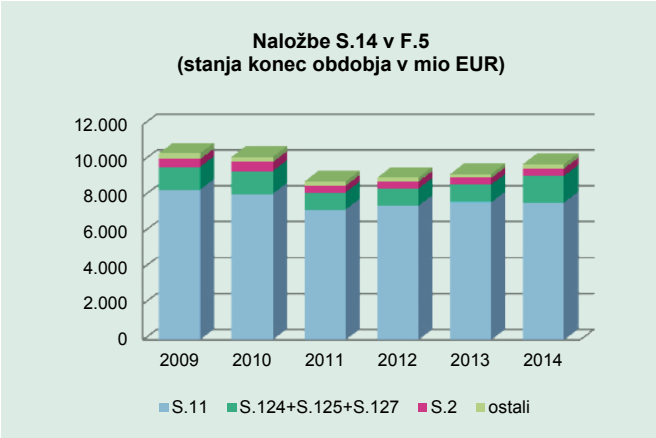

7) V analizi so uporabljeni podatki o javnem dolgu in javnofinančnem primanjkljaju držav evroobmočja, ki jih objavlja Eurostat.

Zavarovanja in pokojninske sheme so predstavljale 6,5 mrd EUR oz. 17% finančnih sredstev in so se v proučevanem obdobju povečale za 1,6 mrd EUR oz. 33% (za 0,8 mrd EUR življenjska zavarovanja in za 0,8 mrd EUR pokojninske pravice). V strukturi terjatev so življenjska zavarovanja predstavljala 45%, pokojninske pravice 44%, rezervacije iz neživljenjskih zavarovanj pa 11%.

Druge terjatve so znašale 2,2 mrd EUR oz. 6% finančnih sredstev in so se v celotnem obdobju zmanjšale za 0,2 mrd EUR. Večino drugih terjatev so izkazovala do nefinančnih družb (56%) in države (39%).

V **evroobmočju** so imela gospodinjstva največ finančnih sredstev v obliki gotovine in vlog (35%), zavarovanj in pokojninskih shem (33%), lastniškega kapitala (25%) ter dolžniških vrednostnih papirjev (5%). V primerjavi z evroobmočjem so imela gospodinjstva v Sloveniji večji delež naložb v gotovino in vloge na račun manjših deležev naložb v zavarovanja in pokojninske sheme ter dolžniške vrednostne papirje.

Obveznosti gospodinjstev so konec leta 2014 dosegle 12,1 mrd EUR in so se v proučevanem obdobju povečale za 0,3 mrd EUR. Gospodinjstva so imela 73% obveznosti do bank, 10% do nefinančnih družb in 9% do drugih finančnih posrednikov.

Najeta **posojila** so znašala 10,5 mrd EUR in so predstavljala 87% vseh obveznosti. V letih 2010 in 2011 so se povečala za 0,7 mrd EUR, v obdobju od 2012 do 2014 pa zmanjšala za 0,8 mrd EUR. Večino posojil so imela najetih pri domačih bankah (83%) in pri drugih finančnih posrednikih (10%), pri čemer je bilo 90% posojil dolgoročnih.

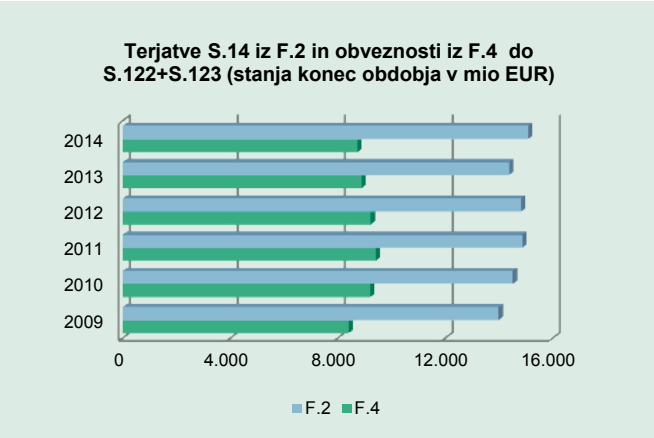

V proučevanem obdobju so se najeta posojila pri bankah povečala za 0,3 mrd EUR, vloge pri bankah pa za 1,1 mrd EUR, pri čemer se je pokritost posojil z vlogami povečala s 166% na 173%. V letu 2014 so se vloge pri bankah povečale za 0,7 mrd EUR, obseg najetih posojil pa zmanjšal za 0,1 mrd EUR.

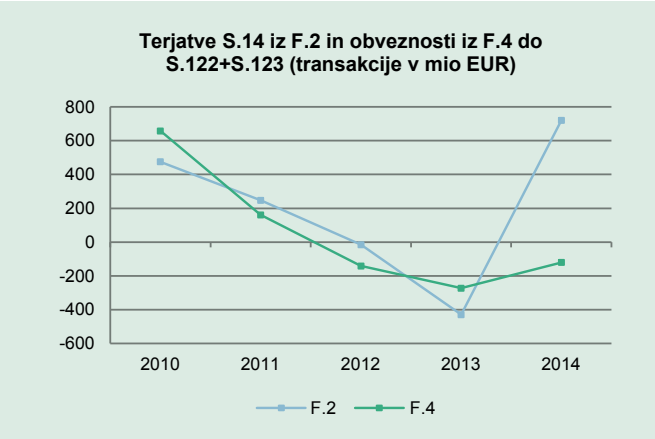

Gospodinjstva so imela 1,6 mrd EUR oz. 13% **drugih obveznosti**, od tega največ do nefinančnih družb (63%) in države (25%).

V **evroobmočju** so imela gospodinjstva največ obveznosti iz posojil (90%), kar je podobno kot v Sloveniji.

Gospodinjstva so v opazovanem obdobju izkazovala **presežek finančnih sredstev nad obveznostmi**, ki je konec leta 2014 znašal 25,8 mrd EUR. V proučevanem obdobju se je povečal za 2 mrd EUR oz. 8%, najbolj v letu 2014 za 1,8 mrd EUR. Največji presežek so imela v odnosu z nefinančnimi družbami (8,3 mrd EUR), bankami (6,4 mrd EUR) ter zavarovalnimi družbami in pokojninskimi skladi (6,4 mrd EUR).

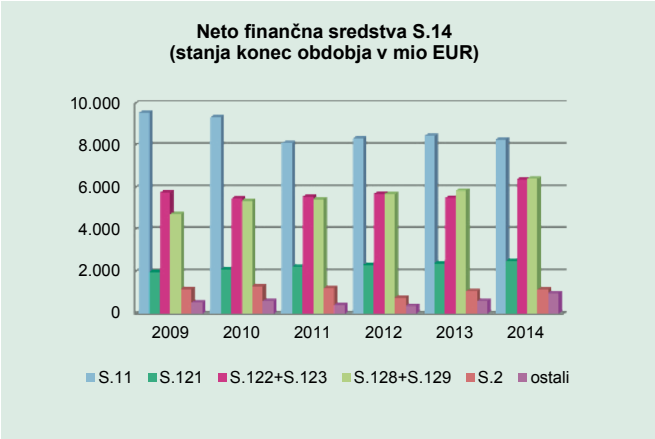

Neto finančni položaj gospodinjstev v Sloveniji se je v proučevanem obdobju izboljšal s 66% BDP na 69% BDP, v evroobmočju pa s 125% BDP na 142% BDP. Podatki kažejo, da je slabši finančni položaj gospodinjstev v Sloveniji predvsem posledica manjših finančnih sredstev s katerimi razpolagajo, zadolženost gospodinjstev v Sloveniji pa je nižja kot v evroobmočju. **Dolg** gospodinjstev je v Sloveniji predstavljal 33% BDP, v evroobmočju pa 68% BDP. **Dolg v primerjavi s finančnimi sredstvi** je tako v Sloveniji kot v evroobmočju predstavljal 32%.

S.2 Tujina

v mio EUR	Oznaka	2009	2010	2011	2012	2013	2014
I. FINANČNA SREDSTVA		50.305	51.526	51.243	52.272	51.079	57.409
Članice evroobmočja	S.2111	37.669	40.002	38.819	37.822	31.927	34.073
Ostale članice EU	S.2112	7.418	5.602	6.397	6.718	10.004	12.516
Ostali svet	S.22	5.218	5.922	6.026	7.732	9.148	10.820
II. OBVEZNOSTI		34.076	33.740	33.477	33.588	33.349	39.174
Članice evroobmočja	S.2111	17.968	17.413	17.735	18.320	18.776	24.315
Ostale članice EU	S.2112	2.635	2.652	2.670	2.686	5.130	5.383
Ostali svet	S.22	13.473	13.674	13.072	12.582	9.444	9.476
III. NETO FINANČNA SREDSTVA		16.230	17.786	17.766	18.683	17.729	18.235

Sektor tujine je sestavljen iz treh podsektorjev: članice evroobmočja, ostale članice EU in ostali svet.

Konec leta 2014 so imele največ terjatev in obveznosti do domačih sektorjev članice evroobmočja (59% terjatev oz. 62% obveznosti), sledile so države ostalega sveta (19% oz. 24%) in ostale članice EU (22% oz. 14%).

Tujina je imela konec leta 2014 v finančnih računih **Slovenije** 23% vseh finančnih sredstev in 16% vseh obveznosti. Finančna sredstva tujine so predstavljala 154% BDP, obveznosti pa 105% BDP.

V finančnih računih **evroobmočja** je imela tujina 17% vseh finančnih sredstev in 15% vseh obveznosti. Finančna sredstva tujine so predstavljala 214% BDP, obveznosti pa 196% BDP evroobmočja.

v mio EUR	Oznaka	2009	2010	2011	2012	2013	2014
I. FINANČNA SREDSTVA		50.305	51.526	51.243	52.272	51.079	57.409
Gotovina in vloge	F.2	9.741	7.982	7.646	8.490	4.293	3.497
Dolžniški vrednostni papirji	F.3	8.909	11.253	11.694	11.893	15.807	22.493
Posojila	F.4	18.266	17.901	17.538	17.261	16.697	15.676
Lastniški kapital	F.5	8.125	8.634	8.453	8.421	8.531	9.979
Druge terjatve	F.8	4.723	5.079	5.187	5.447	5.085	5.113
II. OBVEZNOSTI		34.076	33.740	33.477	33.588	33.349	39.174
Gotovina in vloge	F.2	6.708	5.246	5.514	5.584	6.151	11.050
Dolžniški vrednostni papirji	F.3	9.321	9.422	9.335	9.257	8.767	9.548
Posojila	F.4	5.156	5.467	5.591	5.704	5.640	5.492
Lastniški kapital	F.5	6.647	6.972	6.392	6.723	6.723	6.986
Druge obveznosti	F.8	5.736	6.061	5.978	5.656	5.537	5.526
III. NETO FINANČNA SREDSTVA		16.230	17.786	17.766	18.683	17.729	18.235

Finančna sredstva tujine so konec leta 2014 znašala 57,4 mrd EUR, glede na konec leta 2013 so se povečala za 6,3 mrd EUR, v opazovanem obdobju pa za 7,1 mrd EUR.

Naložbe v **dolžniške vrednostne papirje** so znašale 22,5 mrd EUR, kar je predstavljalo 39% finančnih sredstev. Tujina je imela največ naložb v državne obveznice (93%, najmanj 73% konec leta 2010) in obveznice bank (4%, največ 24% konec leta 2010). Naložbe so se v proučevanem obdobju povečale za 13,6 mrd EUR oz. 152%, največ v letih 2013 (za 3,9 mrd EUR) in 2014 (za 6,7 mrd EUR).

Posojila so dosegla 15,7 mrd EUR oz. 27% finančnih sredstev. V opazovanem obdobju so se zmanjšala za 2,6 mrd EUR, pri čemer so se najbolj zmanjšala posojila bankam (za 5,3 mrd EUR), povečala pa nefinančnim družbam (za 2,4 mrd EUR). Največ terjatev iz posojil je imela do nefinančnih družb (46%, 26% konec leta 2009), bank (25%, 50% konec leta 2009) in drugih finančnih posrednikov (15%).

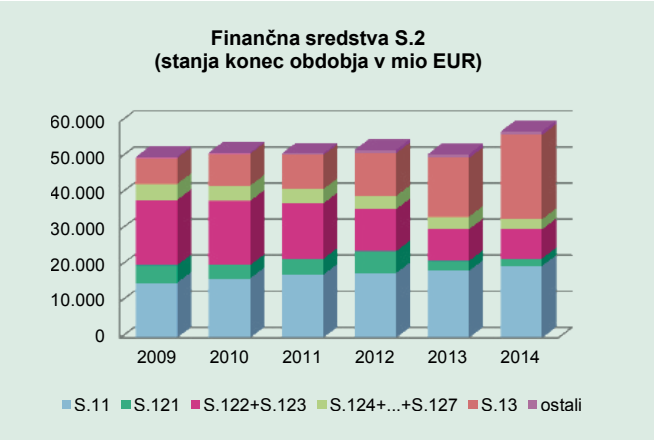

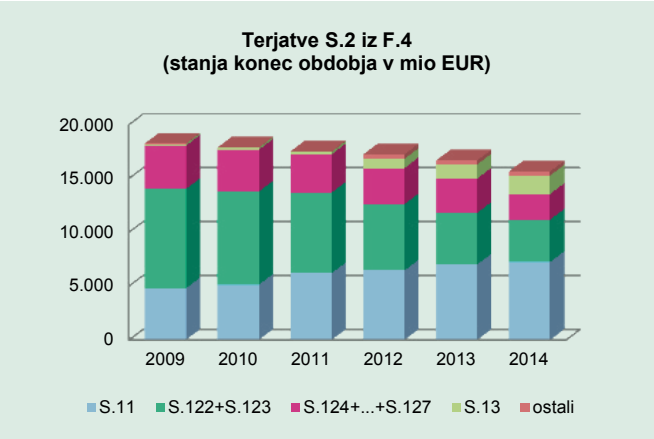

Terjatve iz **lastniškega kapitala** so znašale 10 mrd EUR oz. 17%. V opazovanem obdobju so se povečale za 1,9 mrd EUR, od tega za 1,5 mrd EUR preko neto nakupov. Tujina je imela največ naložb v kapital nefinančnih družb (80%) in bank (13%).

Druge terjatve so znašale 5,1 mrd EUR oz. 9% in so se v proučevanem obdobju povečale za 0,4 mrd EUR. Večino drugih terjatev so predstavljale terjatve iz komercialnih kreditov in predujmov (88%), od tega 91% do nefinančnih družb.

Tujina je imela 3,5 mrd EUR oz. 6% terjatev iz **gotovine in vlog**, od tega 52% pri centralni banki in 48% pri bankah. V proučevanem obdobju so se terjatve iz gotovine in vlog zmanjšale za 6,2 mrd EUR, od tega pri bankah za 3,5 mrd EUR in centralni banki za 2,8 mrd EUR. Terjatve so se najbolj zmanjšale v letu 2013 (za 4,2 mrd EUR), predvsem iz naslova zmanjšanja obveznosti centralne banke do Evrosistema.

V **evroobmočju** je imela tujina terjatve iz lastniškega kapitala (41%), dolžniških vrednostnih papirjev (25%), posojil (15%) ter gotovine in vlog (14%). V primerjavi z evroobmočjem je imela tujina v Sloveniji več terjatev iz posojil, dolžniških vrednostnih papirjev in drugih terjatev ter manj terjatev iz lastniškega kapitala ter gotovine in vlog.

Obveznosti tujine so konec leta 2014 znašale 39,2 mrd EUR in so se v opazovanem obdobju povečale za 5,1 mrd EUR oz. 15%, največ v letu 2014 (za 5,8 mrd EUR).

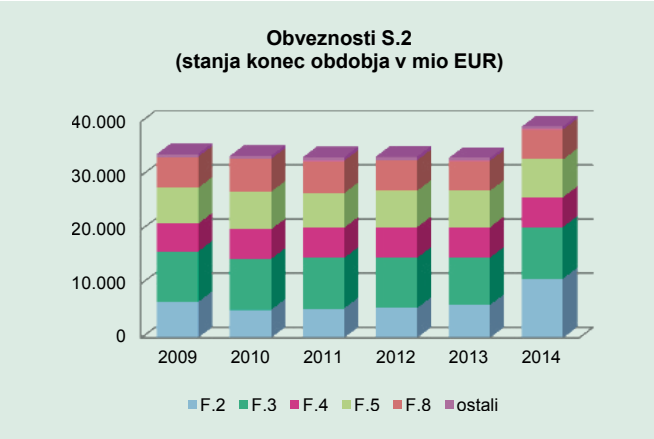

Največji del obveznosti so predstavljale obveznosti iz **gotovine in vlog** (28%), ki so znašale 11,1 mrd EUR in so se v opazovanem obdobju povečale za 4,3 mrd EUR, najbolj v letu 2014 (za 4,9 mrd EUR, največ iz naslova terjatev centralne banke do Evrosistema). Tujina je imela 48% obveznosti do centralne banke (največ 58% konec leta 2011), 26% do bank (43% konec leta 2009), 13% do države in 9% do gospodinjstev.

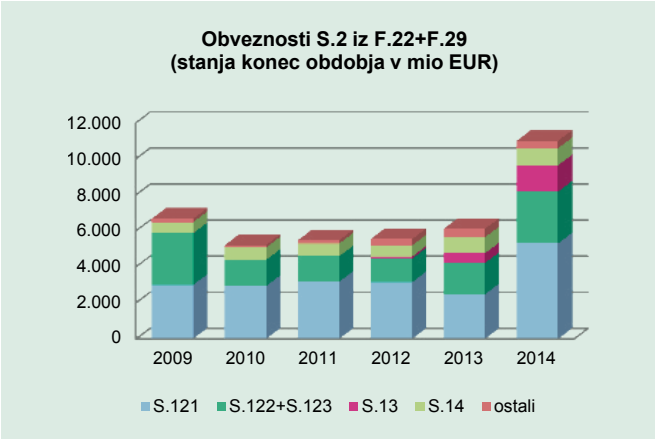

Obveznosti iz **dolžniških vrednostnih papirjev** so dosegle 9,5 mrd EUR oz. 24% in so se v letu 2014 povečale za 0,8 mrd EUR, v opazovanem obdobju pa za 0,2 mrd EUR. Zmanjšal se je delež obveznosti do centralne banke (s 44% na 39%) in bank (s 36% na 25%), povečal pa do zavarovalnih družb in pokojninskih skladov (s 16% na 32%).

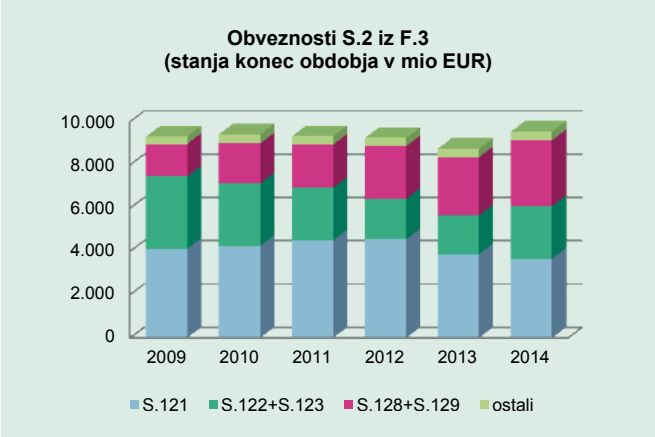

Obveznosti iz **lastniškega kapitala** so znašale 7mrd EUR oz. 18% in so se v opazovanem obdobju povečale za 0,3 mrd EUR. Tujina je imela 37% obveznosti do nefinančnih družb, 21% do investicijskih skladov, 17% do zavarovalnih družb in pokojninskih skladov ter 10% do države.

Druge obveznosti so znašale 5,5 mrd EUR oz. 14%. Večino so predstavljale obveznosti iz komercialnih kreditov in predujmov (93%), predvsem do nefinančnih družb.

Obveznosti iz **posojil** so znašale 5,5 mrd EUR oz. 14% in so se v opazovanem obdobju povečale za 0,3 mrd EUR, pri čemer so se povečale do države za 1,2 mrd EUR (predvsem iz naslova EFSF), zmanjšale pa do bank za 0,8 mrd EUR. Največ obveznosti je imela do bank (40%, 58% konec leta 2009), nefinančnih družb (33%) in države (22%).

V **evroobmočju** je imela tujina obveznosti iz lastniškega kapitala (41%), posojil (20%), dolžniških vrednostnih papirjev (18%) ter gotovine in vlog (14%). V primerjavi z evroobmočjem je imela tujina v Sloveniji več obveznosti iz vlog, dolžniških vrednostnih papirjev ter drugih obveznosti in manj obveznosti iz lastniškega kapitala ter posojil.

Presežek finančnih sredstev nad obveznostmi tujine se je v proučevanem obdobju povečal s 16,2 mrd EUR na 18,2 mrd EUR. Svoj položaj je izboljšala v odnosu do države (za 13,4 mrd EUR) in nefinančnih družb (za 5,2 mrd EUR), poslabšala pa do bank (za 8,1 mrd EUR), centralne banke (za 4,6 mrd EUR), zavarovalnih družb in pokojninskih skladov (za 1,9 mrd EUR) ter drugih finančnih posrednikov (za 1,9 mrd EUR). Konec leta 2014 so imele presežek finančnih sredstev nad obveznostmi članice evroobmočja (9,8 mrd EUR, 19,7 mrd EUR konec leta 2009), ostale članice EU (7,1 mrd EUR, 4,8 mrd EUR konec leta 2009) in države ostalega sveta (1,3 mrd EUR, -8,3 mrd EUR konec leta 2009).

Tujina je imela v prvih treh letih presežek v transakcijah in je tako financirala slovensko gospodarstvo, v letih 2013 in 2014 pa je zabeležila primanjkljaj v transakcijah. Neto transakcije so v opazovanem obdobju dosegle -0,7 mrd EUR, neto vrednostne spremembe pa 2,7 mrd EUR.

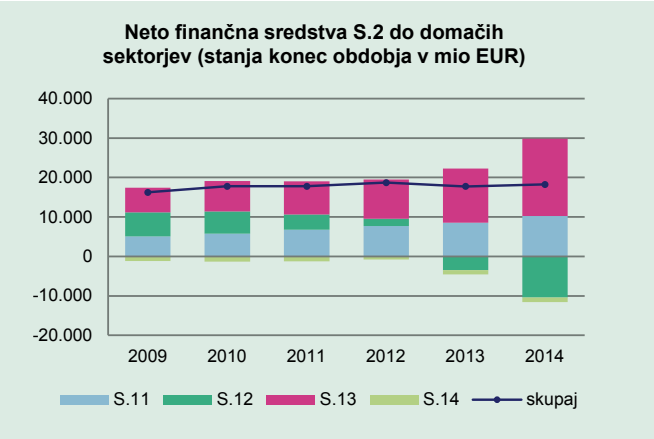

Neto finančni položaj tujine se je v Sloveniji s 45% BDP konec leta 2009 izboljšal na 49% BDP konec leta 2014 kot posledica povečanja finančnih sredstev (+15 o.t.) in obveznosti tujine (+11 o.t.). V istem obdobju se je neto finančni položaj tujine v evroobmočju poslabšal z 28% BDP na 18% BDP. Razlika med neto finančnima položajema tujine v Sloveniji in v evroobmočju je posledica tako manjših finančnih sredstev (-60 o.t.) kot tudi manjših obveznosti tujine v Sloveniji (-91 o.t.).

Finančno investiranje in financiranje med domačimi institucionalnimi sektorji in s tujino

Finančni računi omogočajo analizo finančnega investiranja in financiranja med domačimi sektorji in s tujino.

Finančne terjatve in obveznosti v finančnih računih Slovenije so konec leta 2014 dosegle 244,4 mrd EUR. Največ terjatev so imeli tujina (23%), banke (17%), nefinančne družbe (17%), gospodinjstva (16%) in država (15%), največ obveznosti pa nefinančne družbe (34%), država (18%), tujina (16%) in banke (16%).

V proučevanem obdobju so se **finančne terjatve in obveznosti** povečale za 9,5 mrd EUR. Pri tem so se najbolj povečale terjatve države (+15,1 mrd EUR) in tujine (+7,1 mrd EUR), zmanjšale pa terjatve bank (-10,7 mrd EUR) in nefinančnih družb (-6,2 mrd EUR). Najbolj so se povečale obveznosti države (+23 mrd EUR) in tujine (+5,1 mrd EUR), zmanjšale pa obveznosti bank (-13 mrd EUR) in nefinančnih družb (-6,9 mrd EUR).

Finančna sredstva (v vrsticah) in obveznosti (v stolpcih) domačih sektorjev in tujine (stanja konec 2014, v mio EUR)

Sektor	S.11	S.121	S.122+S.123	S.124+..+S.127	S.128+S.129	S.13	S.14	S.1	S.2	Skupaj
S.11	22.683	80	4.939	619	487	1.453	1.238	31.548	9.804	**41.352**
S.121	0	3	1.105	0	0	321	2	1.431	9.469	**10.900**
S.122+S.123	11.918	1.819	2.267	1.257	124	8.159	8.789	34.375	7.947	**42.321**
S.124+..+S.127	3.461	38	357	412	177	137	1.126	5.713	2.285	**7.998**
S.128+S.129	593	0	1.074	888	527	1.856	111	5.050	4.414	**9.463**
S.13	14.695	3.807	5.213	585	673	7.304	493	32.788	3.732	**36.519**
S.14	9.536	2.516	15.199	1.622	6.531	994	0	36.398	1.519	**37.917**
S.1	62.986	8.262	30.486	5.387	8.522	20.289	11.759	147.804	39.174	**186.979**
S.2	20.037	2.099	8.070	2.846	667	23.345	346	57.409		**57.409**
Skupaj	**83.023**	**10.361**	**38.556**	**8.233**	**9.189**	**43.634**	**12.105**	**205.213**	**39.174**	**244.387**

Finančna sredstva in obveznosti domačih sektorjev in tujine (spremembe v obdobju 2010-2014, v mio EUR)

Sektor	S.11	S.121	S.122+S.123	S.124+..+S.127	S.128+S.129	S.13	S.14	S.1	S.2	Skupaj
S.11	-5.571	9	102	-240	-199	273	-71	-5.701	-515	**-6.217**
S.121	0	1	-1.081	0	0	116	1	-964	1.866	**902**
S.122+S.123	-10.212	337	-1.972	-1.334	-76	4.131	334	-8.810	-1.934	**-10.744**
S.124+..+S.127	-1.501	7	-282	62	120	-71	-268	-1.935	302	**-1.633**
S.128+S.129	89	0	-443	381	171	339	-45	493	2.265	**2.758**
S.13	7.029	2.651	-214	533	232	2.054	31	12.310	2.810	**15.120**
S.14	-1.338	523	959	192	1.622	23	0	1.980	313	**2.293**
S.1	-11.510	3.527	-2.925	-407	1.871	6.839	-18	-2.653	5.099	**2.446**
S.2	4.654	-2.756	-10.049	-1.604	344	16.176	340	7.103	0	**7.103**
Skupaj	**-6.857**	**771**	**-12.974**	**-2.012**	**2.215**	**23.015**	**322**	**4.450**	**5.099**	**9.549**

Neto finančni položaj posameznega sektorja predstavlja razliko med njegovimi finančnimi sredstvi in obveznostmi.

Nefinančne družbe so imele konec leta 2014 primanjkljaj v višini 41,7 mrd EUR, ki je bil največji do države (13,2 mrd EUR), tujine (10,2 mrd EUR), gospodinjstev (8,3 mrd EUR) in bank (7 mrd EUR). V proučevanem obdobju se je primanjkljaj zmanjšal za 0,6 mrd EUR, pri čemer se je izboljšal položaj do bank (+10,3 mrd EUR), poslabšal pa do države (-6,8 mrd EUR) in tujine (-5,2 mrd EUR).

Banke so imele največji presežek v odnosu z nefinančnimi družbami (7 mrd EUR) in državo (2,9 mrd EUR), največji primanjkljaj pa z gospodinjstvi (6,4 mrd EUR). V proučevanem obdobju se je izboljšal položaj do tujine (+8,1 mrd EUR) in države (+4,3 mrd EUR), poslabšal pa do nefinančnih družb (-10,3 mrd EUR).

Država je imela primanjkljaj v višini 7,1 mrd EUR, ki je bil posledica presežkov do nefinančnih družb (13,2 mrd EUR) in centralne banke (3,5 mrd EUR) ter primanjkljajev do tujine (19,6 mrd EUR) in bank (2,9 mrd EUR). Finančni položaj se je v proučevanem obdobju poslabšal za 7,9 mrd EUR, najbolj do tujine (-13,4 mrd EUR) in bank (-4,3 mrd EUR), izboljšal pa do nefinančnih družb (+6,8 mrd EUR) in centralne banke (+2,5 mrd EUR).

Gospodinjstva so imela presežek v višini 25,8 mrd EUR, in sicer 8,3 mrd EUR do nefinančnih družb, 6,4 mrd EUR do bank, 6,4 mrd EUR do zavarovalnih družb in pokojninskih skladov ter 2,5 mrd EUR do centralne banke. Finančni položaj se je v opazovanem obdobju izboljšal za 2 mrd EUR.

Tujina je imela presežek finančnih sredstev nad obveznostmi v višini 18,2 mrd EUR, kot posledica presežkov do države (19,6 mrd EUR) in nefinančnih družb (10,2 mrd EUR) ter primanjkljajev do centralne banke (7,4 mrd EUR) ter zavarovalnih družb in pokojninskih skladov (3,7 mrd EUR). Največje presežke so imele države evroobmočja (9,8 mrd EUR) in ostale EU (7,1 mrd EUR). V proučevanem obdobju je tujina izboljšala svoj položaj za 2 mrd EUR.

Neto finančni položaji domačih sektorjev in tujine (stanja konec 2014, v mio EUR)										
Sektor	**S.11**	**S.121**	**S.122+S.123**	**S.124+..+S.127**	**S.128+S.129**	**S.13**	**S.14**	**S.1**	**S.2**	**Skupaj**
S.11	0	80	-6.979	-2.842	-106	-13.242	-8.298	-31.438	-10.233	**-41.671**
S.121	-80	0	-713	-38	0	-3.486	-2.514	-6.831	7.370	**539**
S.122+S.123	6.979	713	0	900	-950	2.946	-6.409	3.888	-123	**3.765**
S.124+..+S.127	2.842	38	-900	0	-711	-447	-496	326	-560	**-235**
S.128+S.129	106	0	950	711	0	1.183	-6.421	-3.472	3.747	**275**
S.13	13.242	3.486	-2.946	447	-1.183	0	-501	12.499	-19.613	**-7.114**
S.14	8.298	2.514	6.409	496	6.421	501	0	24.638	1.173	**25.811**
S.1	31.438	6.831	-3.888	-326	3.472	-12.499	-24.638	0	-18.234	**-18.234**
S.2	10.233	-7.370	123	560	-3.747	19.613	-1.173	18.235		**18.235**
Skupaj	**41.671**	**-539**	**-3.765**	**235**	**-275**	**7.114**	**-25.811**	**18.235**	**-18.234**	**0**
Neto finančni položaji domačih sektorjev in tujine (spremembe v obdobju 2010-2014, v mio EUR)										
Sektor	**S.11**	**S.121**	**S.122+S.123**	**S.124+..+S.127**	**S.128+S.129**	**S.13**	**S.14**	**S.1**	**S.2**	**Skupaj**
S.11	0	9	10.314	1.261	-288	-6.756	1.268	5.809	-5.169	**640**
S.121	-9	0	-1.418	-7	0	-2.535	-523	-4.491	4.622	**131**
S.122+S.123	-10.314	1.418	0	-1.053	367	4.345	-624	-5.885	8.115	**2.230**
S.124+..+S.127	-1.261	7	1.053	0	-261	-604	-460	-1.527	1.906	**378**
S.128+S.129	288	0	-367	261	0	107	-1.667	-1.378	1.921	**543**
S.13	6.756	2.535	-4.345	604	-107	0	8	5.471	-13.366	**-7.895**
S.14	-1.268	523	624	460	1.667	-8	0	1.998	-27	**1.971**
S.1	-5.809	4.491	5.885	1.527	1.378	-5.471	-1.998	0	-2.005	**-2.005**
S.2	5.169	-4.622	-8.115	-1.906	-1.921	13.366	27	2.005	0	**2.005**
Skupaj	**-640**	**-131**	**-2.230**	**-378**	**-543**	**7.895**	**-1.971**	**2.005**	**-2.005**	**0**

Razpoložljivost podatkov finančnih računov od konca leta 2001 omogoča pogled v daljšem časovnem obdobju. Za prvo obdobje, **v letih od 2002 do 2008**, je bilo značilno pospešeno zadolževanje nefinančnih družb pri bankah, ki je bilo večinoma financirano iz tujine, ob relativno močnem presežku gospodinjstev in zmernem primanjkljaju države. Velik vpliv na neto finančne položaje sektorjev so v letih 2007 in 2008 imele tudi vrednostne spremembe, povezane z delnicami.

Obdobje med krizo in po njej, **v letih od 2009 do 2014**, so zaznamovali upad financiranja s strani tujine, pospešeno razdolževanje bank v tujini, visok primanjkljaj države, ki je bil v letu 2013 povezan predvsem z reševanjem bank, in relativno stabilen presežek gospodinjstev. Močno zadolžene nefinančne družbe so v procesu razdolževanja.

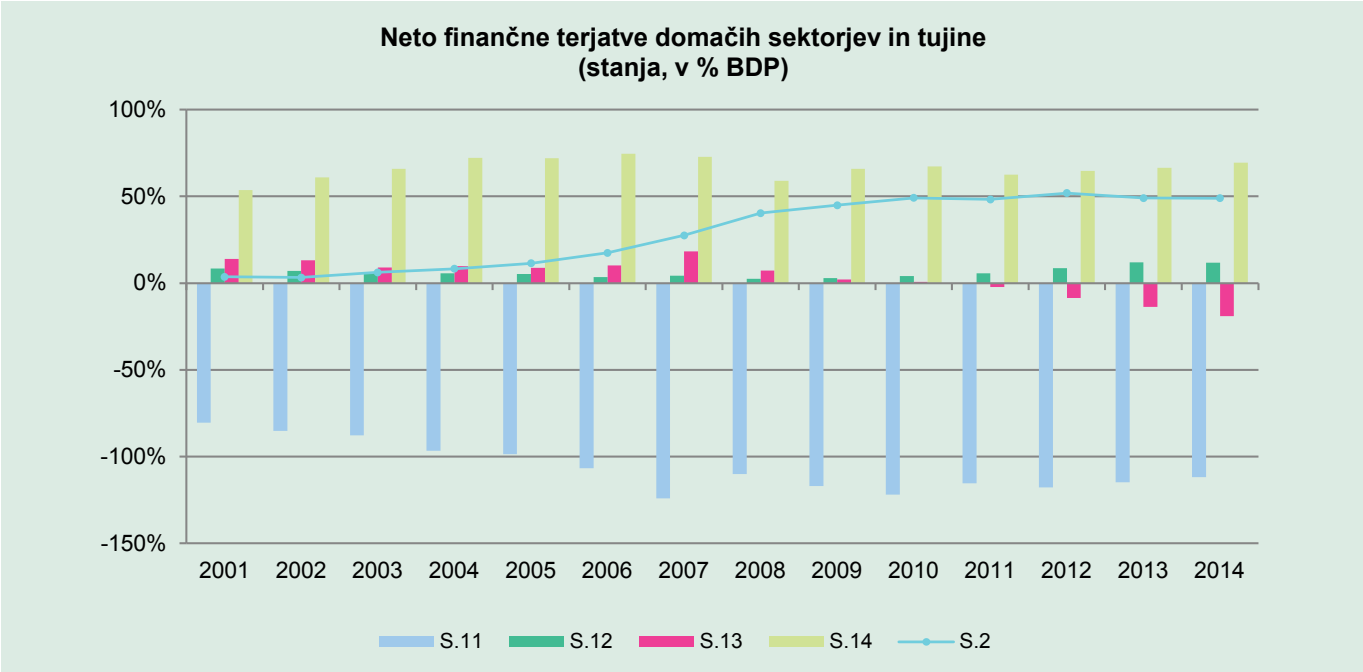

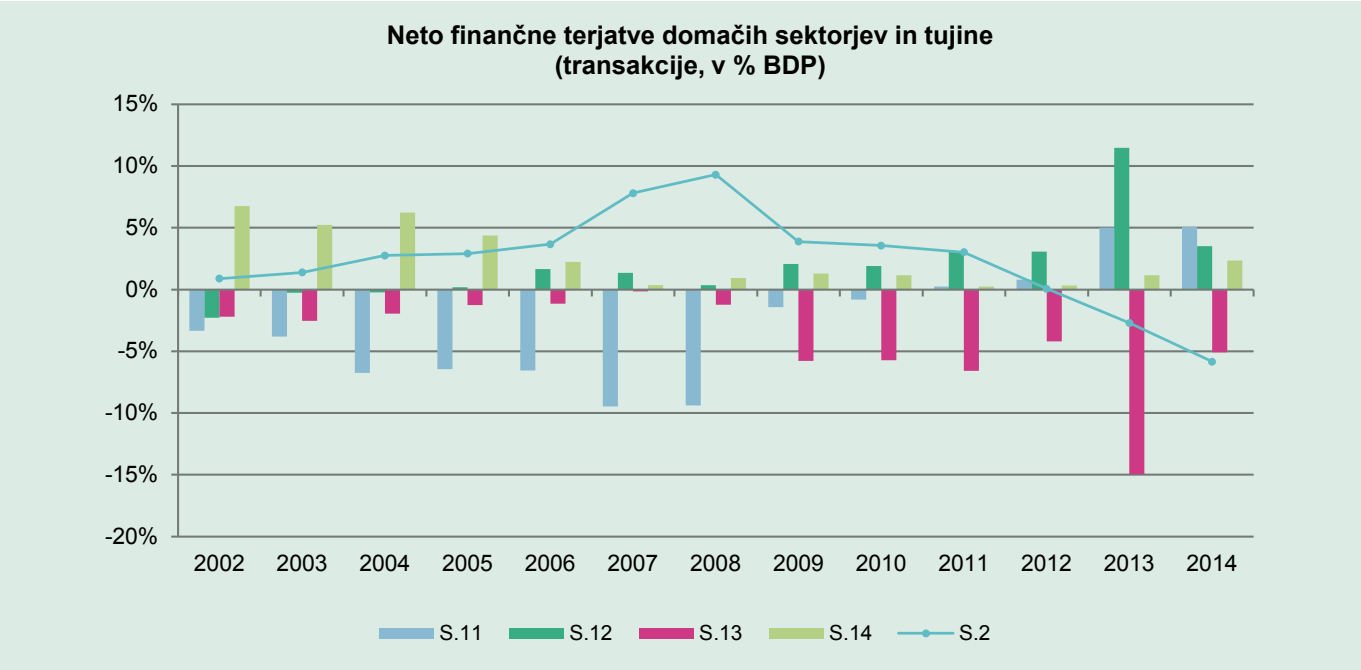
Neto finančne terjatve domačih sektorjev in tujine
(transakcije, v % BDP)
15%
10%
5%
0%
-5%
-10%
-15%
-20%
2002
2003
2004
2005
2006
2007
2008
2009
2010
2011
2012
2013
2014
S.11
S.12
S.13
S.14
S.2

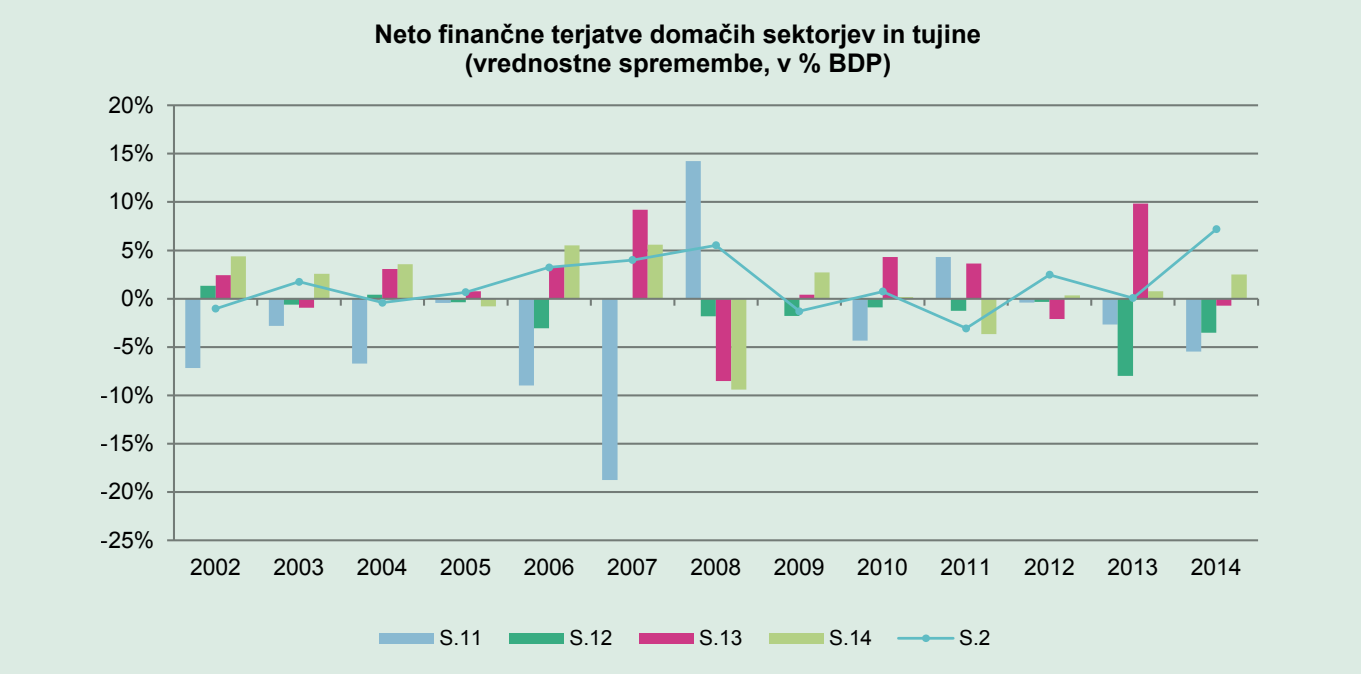
Neto finančne terjatve domačih sektorjev in tujine
(vrednostne spremembe, v % BDP)
20%
15%
10%
5%
0%
-5%
-10%
-15%
-20%
-25%
2002
2003
2004
2005
2006
2007
2008
2009
2010
2011
2012
2013
2014
S.11
S.12
S.13
S.14
S.2

1. OVERVIEW OF SLOVENIA'S FINANCIAL ACCOUNTS, 2009 TO 2014

The overview of Slovenia's financial accounts[1] for 2009 to 2014 illustrates the financial assets and liabilities of individual institutional sectors by financial instrument, and includes a comparison with overall euro area financial accounts.

S.11 Non-financial corporations

in mio EUR	Code	2009	2010	2011	2012	2013	2014
I. FINANCIAL ASSETS		47,568	45,468	44,516	44,236	43,387	41,352
Currency and deposits	F.2	4,081	4,160	4,134	3,991	4,588	5,053
Loans	F.4	5,977	6,040	6,945	6,494	6,151	6,043
Equity	F.5	19,194	18,134	17,202	17,126	16,439	14,529
Other accounts receivable	F.8	17,508	16,344	15,480	15,952	15,625	15,124
II. LIABILITIES		89,879	89,649	87,026	86,602	84,904	83,023
Loans	F.4	33,760	33,589	34,375	32,883	31,297	29,342
Equity	F.5	37,080	38,014	35,847	36,224	36,678	37,246
Other accounts payable	F.8	18,061	17,013	15,876	16,528	16,064	15,296
III. NET FINANCIAL ASSETS		-42,311	-44,180	-42,510	-42,367	-41,517	-41,671

In the financial accounts of **Slovenia**, non-financial corporations accounted for 17% of total financial assets and 34% of total liabilities at the end of 2014. The financial assets of non-financial corporations were equivalent to 111% of GDP, while their liabilities were equivalent to 223% of GDP.

In the financial accounts of the **euro area**, non-financial corporations accounted for 15% of total financial assets and 22% of total liabilities. The financial assets of non-financial corporations were equivalent to 192% of euro area GDP, while their liabilities were equivalent to 286% of euro area GDP.

The **financial assets** of non-financial corporations amounted to EUR 41.4 billion at the end of 2014, down EUR 2 billion on the end of 2013, and down EUR 6.2 billion or 13% over the observation period (the end of 2009 to the end of 2014). Non-financial corporations accounted for 55% of non-financial corporations' claims at the end of 2014, the rest of the world for 24% and banks for 12%.

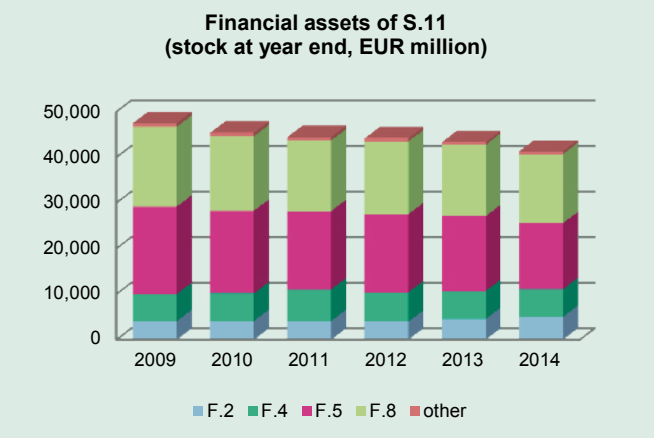

Other accounts receivable accounted for EUR 15.1 billion or 37% of financial assets, and primarily consisted of trade credits and advances (82%), of which 46% were intra-sectoral and 40% were from the rest of the world. Other accounts receivable were down EUR 2.4 billion or 14% over the observation period, mostly as a result of changes in the intra-sectoral figure.

Non-financial corporations held EUR 14.5 billion in **equity** (35% of the total), of which the largest investments were intra-sectoral (78%) and in the rest of the world (18%). This figure was down EUR 4.7 billion or 24% over the observation period, primarily as a result of negative revaluation changes. The largest declines were recorded in 2010 (by EUR 1.1 billion), 2011 (by EUR 0.9 billion) and 2014 (by EUR 1.9 billion).

1) The figures used in the analysis for Slovenia are the unconsolidated financial accounts drawn up by the Bank of Slovenia, while those for the euro area are from the financial accounts of the euro area drawn up by the ECB.

Non-financial corporations' **loans** granted amounted to EUR 6 billion (of which 51% were short-term loans), and accounted for 15% of their financial assets. The largest claims from loans were intra-sectoral (60%) and against the rest of the world (30%). The stock of loans granted increased by EUR 1 billion in 2010 and 2011, and then declined by EUR 0.9 billion between 2012 and 2014.

Non-financial corporations' claims from **currency and deposits** amounted to EUR 5.1 billion, or 12% of the total, domestic banks accounting for almost all of this (93%).[2] This figure was up EUR 1 billion over the observation period, the largest increases being recorded in 2013 and 2014.

The largest holdings of financial assets of non-financial corporations in the **euro area** were in the form of equity (47% of the total), other accounts receivable (20%), loans (19%) and currency and deposits (12%). Compared with the euro area, non-financial corporations in Slovenia held a larger proportion of financial assets in other accounts receivable, and smaller proportions in equity and loans.

Non-financial corporations' **liabilities** amounted to EUR 83 billion at the end of 2014, down EUR 6.9 billion or 8% over the observation period. At the end of 2014 non-financial corporations accounted for 27% of non-financial corporations' liabilities, the rest of the world for 24%, the general government sector for 18%, banks for 14% and households for 11%.

Liabilities from **equity** amounted to EUR 37.2 billion, or 45% of total liabilities, up EUR 0.2 billion over the observation period, transactions having contributed EUR 0.9 billion to the increase. The largest holders of equity in non-financial corporations were non-financial corporations (31%), the general government sector (22%), the rest of the world (21%) and households (21%).

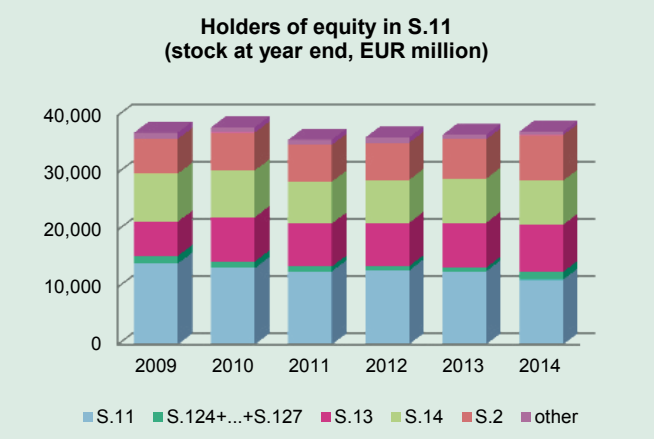

Loans stood at EUR 29.3 billion (35% of total liabilities), down EUR 2 billion in 2014, and down EUR 4.4 billion or 13% over the observation period. Non-financial corporations began their deleveraging in 2012 (paying down EUR 1.5 billion of debt, primarily to banks). Liabilities from loans declined by EUR 3.5 billion in 2013 and 2014, as liabilities to banks declined by EUR 7.6 billion (primarily as a result of repayments and the transfer of non-performing loans from bank balance sheets to the BAMC), while liabilities to the general government sector increased by EUR 4.4 billion. At the end of 2014 non-financial corporations held loans borrowed from banks (39% of the total), in the rest of the world (25%), from the general government sector (16%) and from non-financial corporations (12%).

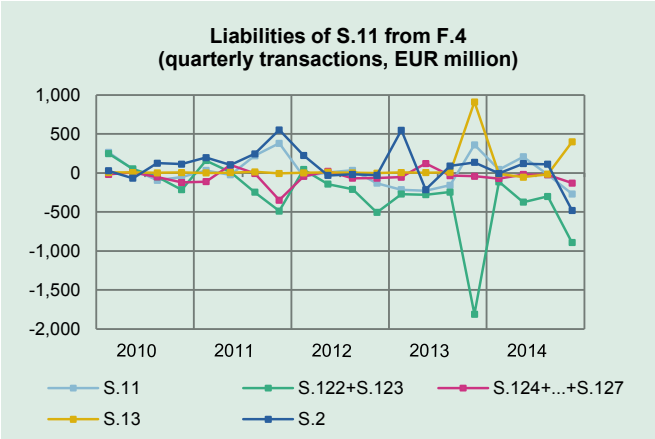

Other accounts payable stood at EUR 15.3 billion (18% of total liabilities), down EUR 2.8 billion or 15% over the observation period. The majority (70%) of other accounts payable consisted of liabilities from trade credits and advances, of which 54% were intra-sectoral, and 38% were to the rest of the world.

Non-financial corporations' **intra-sectoral claims and liabilities** amounted to EUR 22.7 billion at the end of 2014, equivalent to 55% of the sector's total financial assets and 27% of its total liabilities.

In the **euro area**, non-financial corporations' largest liabilities were from equity (51% of the total), loans (32%) and other accounts payable (11%). Compared with the euro area, non-financial corporations in Slovenia held larger proportions of liabilities in the form of other accounts payable and loans, and smaller proportions in the form of equity and debt securities.

Non-financial corporations disclosed a **deficit of financial assets relative to liabilities** (net financial position) over the observation period, as a significant proportion of their assets are held in the form of non-financial assets. The deficit narrowed from EUR 42.3 billion to EUR 41.7 billion over the observation period.

The **net financial position** of non-financial corporations in Slovenia improved from -117% of GDP at the end of 2009 to -112% of GDP at the end of 2014, while the net financial position of non-financial corporations in the euro area improved from -101% of GDP to -94% of GDP over the same period. In the wake of a slight decline in debt and in liabilities from equity, the main reason that the net financial position of non-financial corporations in Slovenia is worse than that of the euro area overall was their lower financial assets.

The **indebtedness of non-financial corporations** in Slovenia has declined sharply, particularly over the last two years, thereby improving their financing structure. The ratio of non-financial corporations' debt (liabilities minus equity) to GDP stood at 123% in Slovenia at the end of 2014 (down 23 percentage points over the observation period), compared with 141% in the euro area (down 4 percentage points). The ratio of debt to financial assets at non-financial corporations stood at 111% in Slovenia (unchanged from 2009), compared with 73% in the euro area (down 11 percentage points). Leverage calculated as the debt-to-equity ratio reached 123% in Slovenia (down 19 percentage points over the observation period), compared with 97% across the euro area (down 16 percentage points). When other accounts payable, primarily trade credits and advances, are excluded from the calculation of debt, the indicators of Slovenian non-financial corporations' indebtedness become even more favourable compared with the euro area overall. The debt figure adjusted in this manner stood at 82% of GDP in Slovenia, compared with 108% of GDP in the euro area overall.

2) The term "banks" is used in the material for Sector S.122 + S.123 (Other monetary financial institutions).

S.121 Central bank

(EUR million)	Code	2009	2010	2011	2012	2013	2014
I. FINANCIAL ASSETS		9,998	8,566	10,227	12,504	10,806	10,900
Currency and deposits	F.2	3,382	3,588	3,491	3,495	2,931	5,373
Debt securities	F.3	4,364	4,515	4,744	4,794	4,126	3,952
Loans	F.4	1,779	27	1,520	3,739	3,334	1,120
II. LIABILITIES		9,590	8,156	9,825	12,102	10,299	10,361
Currency and deposits	F.2	8,537	7,113	8,793	10,942	9,195	9,113
Equity capital	F.5	683	742	734	859	823	945
III. NET FINANCIAL ASSETS		408	410	402	402	507	539

In the financial accounts of Slovenia, the central bank accounted for 4% of total financial assets and of total liabilities at the end of 2014. Its financial assets were equivalent to 29% of GDP, while its liabilities were equivalent to 28% of GDP.

The central bank's financial assets stood at EUR 10.9 billion at the end of 2014, up EUR 0.9 billion or 9% over the observation period.

The central bank's **financial assets** are invested in deposits, debt securities and loans. The proportion of total financial assets accounted for by deposits increased over the observation period (from 34% to 49%), at the expense of a decline in the proportions accounted for by debt securities (from 44% to 36%) and loans (from 18% to 10%).

Claims from **currency and deposits** stood at EUR 5.4 billion (of which 99% were in the rest of the world), up EUR 2.4 billion on the end of 2013, and up EUR 2 billion or 59% over the observation period. Deposits at domestic banks declined, while deposits in the rest of the world increased, particularly in 2014 (on account of claims against the Eurosystem).

Investments in **debt securities** amounted to EUR 4 billion, down EUR 0.4 billion over the observation period. Foreign debt securities accounted for 93% of the investments (of which 68% were euro area securities), and government bonds for 7%.

Claims from **loans** granted amounted to EUR 1.1 billion (primarily against banks as a consequence of LTROs), down EUR 2.2 billion on the end of 2013.

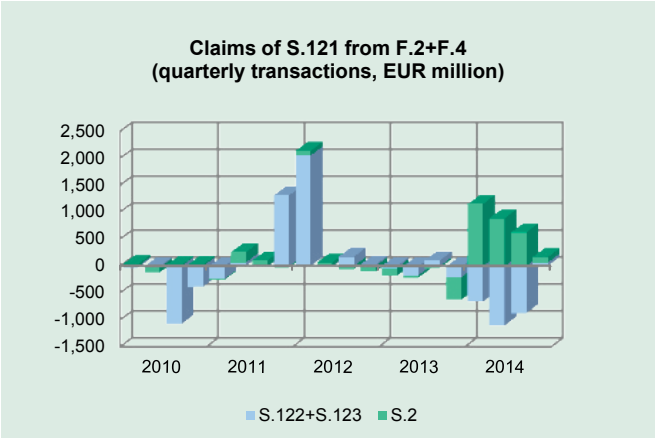

The central bank's **liabilities** amounted to EUR 10.4 billion at the end of 2014, up EUR 0.8 billion or 8% over the observation period.

The central bank's liabilities from **currency and deposits** stood at EUR 9.1 billion (88% of the total), of which 51% comprised liabilities from issued currency and 49% liabilities from deposits. Liabilities from currency placed in circulation stood at EUR 2.5 billion, up EUR 1.5 billion over the observation period, while liabilities according to the capital key stood at EUR 4.6 billion, up EUR 1.1 billion. Liabilities from deposits amounted to EUR 4.4 billion, down EUR 0.6 billion or 11% over the observation period, the proportions accounted for by government deposits (64%) and banks (34%) having increased while liabilities to the Eurosystem declined.

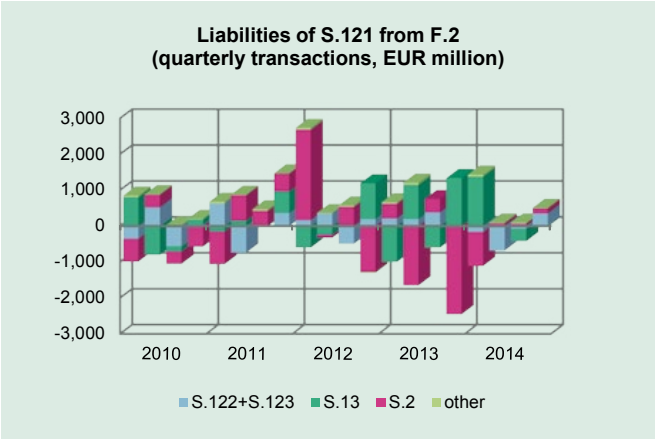

S.122 + S.123 Other monetary financial institutions

(EUR million)	Code	2009	2010	2011	2012	2013	2014
I. FINANCIAL ASSETS		53,065	52,348	51,484	49,590	44,897	42,321
Currency and deposits	F.2	4,884	3,061	3,286	3,282	4,420	4,985
Debt securities	F.3	7,863	7,302	7,051	6,689	7,959	9,289
Loans	F.4	37,914	39,675	39,075	37,605	31,222	26,743
Equity capital	F.5	1,868	1,769	1,550	1,443	948	889
II. LIABILITIES		51,531	50,347	48,698	45,806	40,213	38,556
Currency and deposits	F.2	29,124	28,765	28,140	26,376	23,853	25,009
Debt securities	F.3	4,016	5,081	4,251	2,484	1,667	1,666
Loans	F.4	13,490	11,709	12,054	13,114	10,427	7,073
Equity capital	F.5	4,336	4,278	3,753	3,325	3,902	4,435
III. NET FINANCIAL ASSETS		1,535	2,000	2,786	3,784	4,684	3,765

The sector of other monetary financial institutions comprises banks, savings banks and money-market funds. There were 21 banks, three savings banks and four money-market funds in Slovenia at the end of 2014.

In the financial accounts of Slovenia, banks[3] accounted for 17% of total financial assets and 16% of total liabilities at the end of 2014. Their financial assets were equivalent to 114% of GDP, while their liabilities were equivalent to 104% of GDP.

The **financial assets** of banks stood at EUR 42.3 billion at the end of 2014, down EUR 2.6 billion or 6% over the year, and down EUR 10.7 billion or 20% over the observation period. Loans granted accounted for the largest proportion of banks' investments (63%), followed by debt securities (22%), and currency and deposits (12%).

Loans amounted to EUR 26.7 billion[4], down EUR 11.2 billion or 29% over the observation period. Banks have been reducing their lending activity since the middle of 2009, owing to the economic and financial crisis. The largest decline in loans was in 2013 and 2014 (by EUR 10.9 billion, of which a decline of EUR 7.6 billion of loans to non-financial corporations was the result of the transfer of non-performing claims to the BAMC, repayments and write-offs). Non-financial corporations (42% of the total) and households (33%) accounted for the majority of the stock of bank loans.

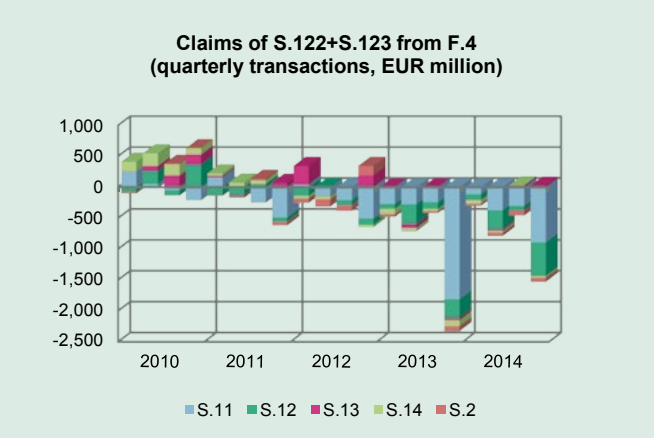

Banks' investments in **debt securities** amounted to EUR 9.3 billion, primarily in government securities (67% of the total, compared with 41% at the end of 2009) and foreign securities (26%, compared with 43% at the end of 2009). The figure was up EUR 1.3 billion in 2014, and up EUR 1.4 billion or 18% over the observation period.

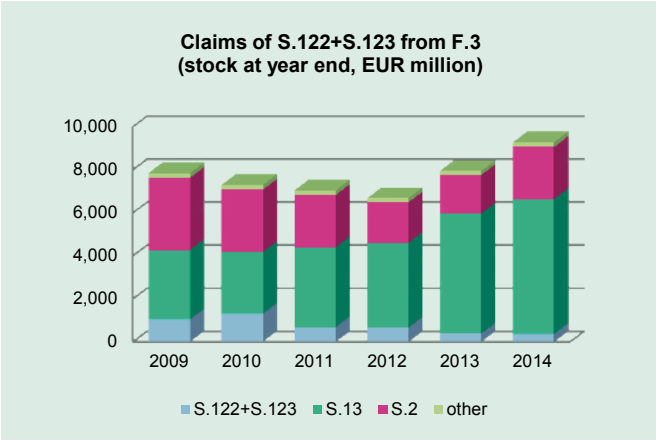

Banks held EUR 5 billion of **currency and deposits**, of which 58% was in the rest of the world, 36% was with the central bank, and 5% with banks. Currency and deposits increased by EUR 0.6 billion or 13% in 2014.

Banks' **liabilities** amounted to EUR 38.6 billion at the end of 2014, down EUR 1.7 billion during the year, and down EUR 13 billion or 25% over the observation period. The most important source of funding was deposits (65% of the total), followed by loans raised (18%), equity (12%) and issued debt securities (4%).

3) The term "banks" is used in the material for Sector S.122 + S.123 (Other monetary financial institutions).
4) Impairments of bank loans amounted to EUR 3.7 billion at the end of 2014, or 13.9% of the total loan value. Impairments of bank loans are only reflected in the financial accounts when the claims are finally written off.

The stock of **deposits** at banks stood at EUR 25 billion at the end of 2014, up EUR 1.2 billion in 2014, but down EUR 4.1 billion or 14% over the observation period. The largest increases in 2014 were recorded by household deposits (by EUR 0.7 billion) and deposits by non-financial corporations (by EUR 0.5 billion), while deposits by the central bank declined (by EUR 0.4 billion). The largest proportions of deposits were held by households (60% of the total), followed by non-financial corporations (19%), the general government sector (7%) and the rest of the world (7%).

Liabilities of S.122+S.123 to S.14 from F.2
(quarterly transactions, EUR million)

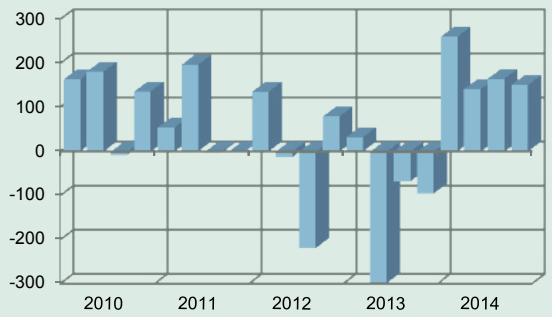

Banks' liabilities from **loans** raised amounted to EUR 7.1 billion, down EUR 3.4 billion or 32% in 2014 alone, and down EUR 6.4 billion or 48% over the observation period. Loans raised in the rest of the world accounted for 56% of banks' loans, intra-sectoral loans for 21% and loans from the central bank for 16%. The most notable declines in liabilities from loans in 2014 were recorded by liabilities to the central bank (by EUR 2.2 billion, on account of the LTROs), to the rest of the world (by EUR 0.9 billion) and to banks (by EUR 0.7 billion), while liabilities to the general government sector increased (by EUR 0.4 billion).

Alongside households, the rest of the world is the most important source of funding for banks. Bank indebtedness in the rest of the world has been declining since the outbreak of the crisis. Banks reduced their liabilities to the rest of the world from deposits and loans by EUR 8.4 billion and their liabilities from debt securities by EUR 0.8 billion over the observation period.

Liabilities of S.122+S.123 to S.2 from F.2, F.3, F.4
(quarterly transactions, EUR million)

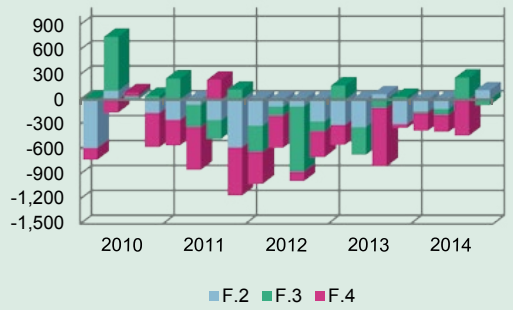

Liabilities from **equity** amounted to EUR 4.4 billion, up EUR 0.5 billion or 14% in 2014, and broadly unchanged over the observation period, despite the substantial recapitalisations by the government. Government ownership increased (from 27% to 64%), while there were declines in the proportions accounted for by the rest of the world (from 35% to 29%) and non-financial corporations (from 20% to 4%).

Liabilities from issued **debt securities** amounted to EUR 1.7 billion, down EUR 2.4 billion or 59% over the observation period. The largest investors in debt securities were the rest of the world (59% of the total), banks (23%), and insurance corporations and pension funds (15%).

Banks' **surplus of financial assets relative to liabilities** stood at EUR 3.8 billion at the end of 2014. The largest surpluses were vis-à-vis non-financial corporations (EUR 7 billion) and the general government sector (EUR 2.9 billion), while the largest deficit was vis-à-vis households (EUR 6.4 billion).

Banks' **intra-sectoral claims and liabilities** amounted to EUR 2.3 billion at the end of 2014, which accounted for 5% of the sector's total financial assets and 6% of its liabilities.

Because the figures for the central banks and other monetary financial institutions are not separated in the financial accounts of the euro area, the comparison between Slovenia and the **euro area** overall has been made at the level of **monetary financial institutions (S.121 and S.122 + S.123)**.

Monetary financial institutions in Slovenia held EUR 53.2 billion of financial assets and EUR 48.9 billion of liabilities at the end of 2014, accounting for 22% of total financial assets and 20% of total liabilities in the financial accounts of Slovenia. Across the euro area, the proportions of financial assets and liabilities accounted for by monetary financial institutions were both 24%.

The financial assets of monetary financial institutions in Slovenia were equivalent to 143% of GDP (compared with 315% in the euro area overall), while their liabilities were equivalent to 131% of GDP (compared with 313% in the euro area overall), an indication of the smaller depth of financial intermediation in Slovenia.

The proportion of the financial assets of financial corporations accounted for by monetary financial institutions was 75% in Slovenia, compared with 50% in the euro area, an indication of the greater importance of monetary financial institutions in Slovenia.

In Slovenia monetary financial institutions held their largest investments in loans (52% of the total), debt securities (25%), and deposits (19%), while their largest liabilities were from currency and deposits (70%) and loans (14%). In the euro area overall, monetary financial institutions' largest holdings of financial assets were in loans (40% of the total), deposits (29%) and debt securities (20%), while their largest liabilities were from currency and deposits[5] (71%) and debt securities (16%). The comparison with the euro area reveals that monetary financial institutions in Slovenia had larger proportions of loans and debt securities and a smaller proportion of deposits on the claims side, and a larger proportion of loans and a smaller proportion of debt securities on the liabilities side.

5) In the financial accounts of the euro area, monetary financial institutions' liabilities from loans are disclosed under deposits.

S.124+S.125+S.126+S.127 Other financial intermediaries and financial auxiliaries

(EUR million)	Code	2009	2010	2011	2012	2013	2014
I. FINANCIAL ASSETS		9,631	8,853	7,612	6,930	6,611	7,998
Currency and deposits	F.2	393	320	355	400	410	535
Debt securities	F.3	252	246	268	275	226	290
Loans	F.4	5,254	4,689	4,135	3,582	3,458	3,238
Equity	F.5	3,111	3,032	2,320	2,245	2,158	3,542
II. LIABILITIES		10,244	9,752	8,650	8,192	7,670	8,233
Loans	F.4	6,735	6,360	5,740	5,383	5,039	4,308
Equity	F.5	3,183	3,097	2,595	2,528	2,414	3,536
III. NET FINANCIAL ASSETS		613	-899	-1,038	-1,262	-1,059	-235

The sector of other financial intermediaries[6] primarily comprises investment funds, leasing companies, brokerage houses, head offices and financial holding companies.

In the financial accounts of **Slovenia**, other financial intermediaries accounted for 3% of total financial assets and liabilities at the end of 2014. Their financial assets and liabilities were equivalent to 22% of GDP.

In the financial accounts of the **euro area**, other financial intermediaries accounted for 17% of total financial assets and liabilities. Their financial assets were equivalent to 228% of GDP, while their liabilities were equivalent to 223% of GDP.

The proportion of financial corporations' total financial assets accounted for by other financial intermediaries stood at 11% in Slovenia and 36% in the euro area overall.

The **financial assets** of other financial intermediaries amounted to EUR 8 billion at the end of 2014, up EUR 1.4 billion or 21% over the year (primarily as a result of the reclassification of holding companies and head offices), but down EUR 1.6 billion or 17% over the observation period. Their largest claims were against non-financial corporations (43% of the total), the rest of the world (29%) and households (14%).

Their largest holdings were in **equity** (EUR 3.5 billion or 44% of the total), primarily in the rest of the world (46%) and in non-financial corporations (39%). Other financial intermediaries' investments declined in all years of the observation period (most notably by EUR 0.7 billion in 2011) with the exception of 2014, when they increased by EUR 1.4 billion (primarily as a result of reclassification).

Other financial intermediaries' **loans** granted amounted to EUR 3.2 billion, or 40% of total financial assets, down EUR 2 billion or 38% on the end of 2009. The largest decline in lending activity was recorded between 2010 and 2012 (at EUR 1.4 billion), followed by a decline of EUR 0.4 billion in 2013 and 2014. The largest proportions of loans were accounted for by non-financial corporations (57% of the total), households (33%) and the rest of the world (6%), primarily leasing companies' loans.

Claims of S.124+S.125+S.126+S.127 from F.4
(quarterly transactions, EUR million)

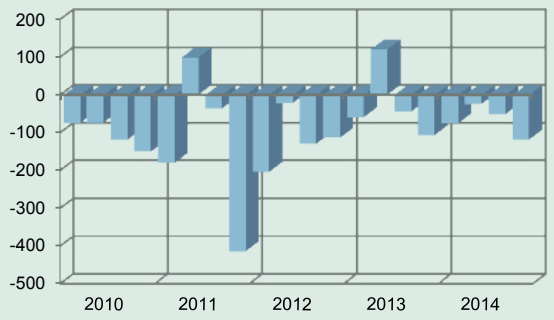

The proportion of other financial intermediaries' total financial assets accounted for by investments in **deposits and debt securities** together amounted to just 10%, as equity funds are prevalent in the investment fund sector in Slovenia.

In the **euro area** other financial intermediaries' largest holdings of financial assets were in the form of equity (46% of the total), loans (20%), debt securities (19%) and currency and deposits (10%). Compared with the euro area overall, other financial intermediaries in Slovenia held a larger proportion of financial assets in loans and a smaller proportion in debt securities.

6) The term used in this section for S.124+S.125+S.126+S.127 is "other financial intermediaries".

Other financial intermediaries' **liabilities** amounted to EUR 8.2 billion at the end of 2014, of which 35% were to the rest of the world, 20% to households and 15% to banks. The figure was up EUR 0.6 billion on the end of 2013, but down EUR 2 billion or 20% over the observation period.

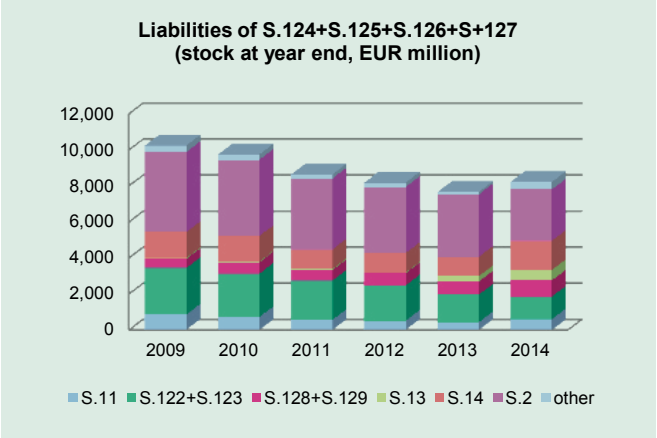

Loans raised amounted to EUR 4.3 billion or 52% of liabilities, having declined by EUR 0.7 billion or 14% in 2014, and by EUR 2.4 billion or 36% over the observation period. The loans were raised in the rest of the world (55% of the total), at domestic banks (25%) and from the general government sector (12%), and were primarily loans to leasing companies. Other financial intermediaries made debt repayments over the observation period to the rest of the world (EUR 1.3 billion) and banks (EUR 1 billion), and increased their liabilities to the general government sector owing to the transfer of non-performing loans from banks to the BAMC (by EUR 0.5 billion).

Other financial intermediaries held EUR 3.5 billion of liabilities from **equity** (43% of the total), of which 43% was to households, 24% to insurance corporations and pension funds (compared with 16% at the end of 2009), 11% to the rest of the world and 8% to non-financial corporations (14% at the end of 2009). The figure was up EUR 0.4 billion over the observation period, the largest increase being recorded in 2014 at EUR 1.1 billion or 46% (primarily as a result of reclassification).

The most important item of equity was investment fund units (EUR 2.1 billion or 60%). Funds were unchanged in value terms since 2009, having recorded net withdrawals of EUR 0.2 billion. Investment funds' largest liabilities were to households (55% of the total), insurance corporations and pension funds (33%) and non-financial corporations (4%).

In the **euro area** other financial intermediaries' largest liabilities were from equity (64%), loans (17%) and debt securities (15%). Compared with the euro area overall, other financial intermediaries in Slovenia held a larger proportion of liabilities in the form of loans, and smaller proportions in the form of equity and debt securities.

Other financial intermediaries' **deficit of financial assets relative to liabilities** stood at EUR 0.2 billion at the end of 2014. The largest deficits were vis-à-vis banks (EUR 0.9 billion), insurance corporations and pension funds (EUR 0.7 billion) and the rest of the world (EUR 0.6 billion), while the largest surplus was vis-à-vis non-financial corporations (EUR 2.8 billion).

Other financial intermediaries' **intra-sectoral claims and liabilities** amounted to EUR 0.4 billion at the end of 2014, equivalent to 5% of their total financial assets and liabilities.

S.128 + S.129 Insurance corporations and pension funds

(EUR million)	Code	2009	2010	2011	2012	2013	2014
I. FINANCIAL ASSETS		6,705	7,344	7,533	8,275	8,614	9,463
Currency and deposits	F.2	739	967	1,151	950	686	781
Debt securities	F.3	3,700	3,938	3,889	4,440	4,882	5,438
Equity	F.5	1,634	1,830	1,841	2,153	2,307	2,597
II. LIABILITIES		6,974	7,422	7,574	8,111	8,401	9,189
Equity	F.5	1,148	973	972	1,215	1,348	1,690
Insurance and pension schemes	F.6	5,544	6,155	6,297	6,553	6,684	7,209
III. NET FINANCIAL ASSETS		-269	-78	-41	164	213	275

There were 14 insurance corporations, two reinsurance corporations, three pension companies and seven mutual pension funds in Slovenia at the end of 2014. Voluntary supplementary pension insurance providers are pension companies, mutual pension funds and insurance corporations that hold an authorisation to provide life insurance services.

Insurance corporations and pension funds accounted for 4% of total financial assets and liabilities in **Slovenia** at the end of 2014, compared with 7% of total financial assets and liabilities in the **euro area** overall. The financial assets of insurance corporations and pension funds were equivalent to 25% of GDP in Slovenia, compared with 89% in the euro area overall. The proportion of financial corporations' total financial assets accounted for by insurance corporations and pension funds stood at 14% in Slovenia and in the euro area overall.

The **financial assets** of insurance corporations and pension funds stood at EUR 9.5 billion at the end of 2014, up EUR 0.8 billion during the year, and up EUR 2.8 billion or 41% over the observation period. Their largest claims were against the rest of the world (47% of the total), the general government sector (20%) and banks (11%).

Insurance corporations and pension funds held EUR 5.4 billion of their investments, 57% of the total, in **debt securities**, mostly foreign securities (56%, compared with 41% at the end of 2009), government securities (34%, compared with 40%), and bank securities (5%, compared with 14%). Investments were up EUR 0.6 billion in 2014, and up EUR 1.7 billion over the observation period.

Their holdings in **equity** amounted to EUR 2.6 billion or 27% of the total, the largest of which were in the rest of the world (47%, compared with 35% at the end of 2009), in other financial intermediaries (32%) and in non-financial corporations (10%, compared with 17%). The figure was up EUR 1 billion over the observation period, primarily as a result of net purchases.

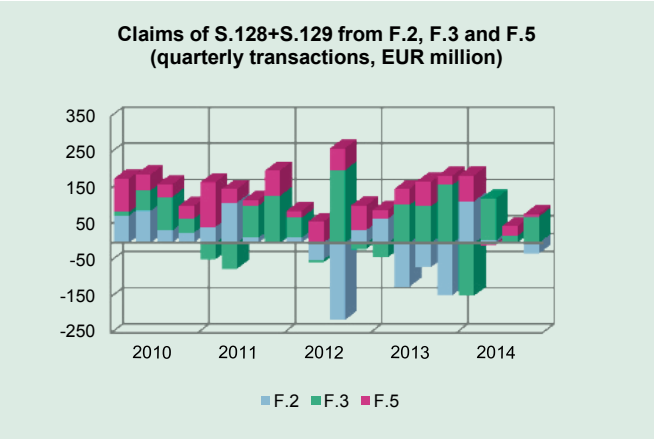

The largest holdings of financial assets of insurance corporations and pension funds in the **euro area** were in the form of debt securities (39% of the total), equity (38%), and deposits (9%). Compared with the euro area overall, insurance corporations and pension funds in Slovenia held a larger proportion of financial assets in the form of debt securities, and smaller proportions in the form of equity and loans.

The **liabilities** of insurance corporations and pension funds amounted to EUR 9.2 billion at the end of 2014, up EUR 0.8 billion on the end of 2013, and up EUR 2.2 billion or 32% over the observation period. Their largest liabilities were to households (71% of the total) and to financial corporations (9%).

Insurance and pension schemes accounted for the largest proportion of insurance corporations and pension funds' liabilities: they amounted to EUR 7.2 billion at the end of 2014, or 78% of total liabilities, of which 88% were to households and 6% to non-financial corporations. The figure was up EUR 0.5 billion in 2014, and up EUR 1.7 billion or 30% over the observation period. They comprised of 40% pension entitlements, 38% life insurance, and 22% non-life technical reserves.

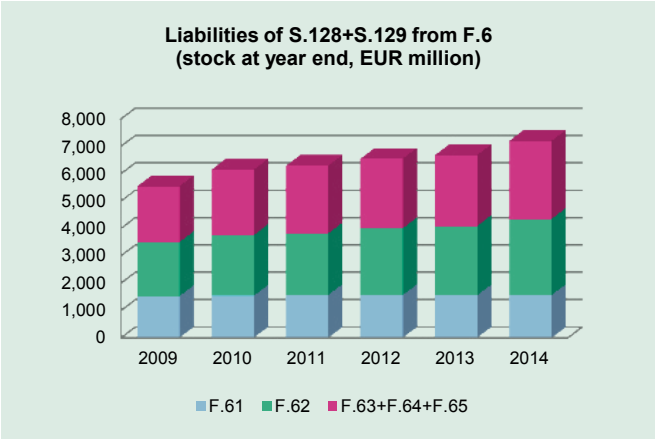

Liabilities from **equity** amounted to EUR 1.7 billion, up EUR 0.3 billion in 2014, and up EUR 0.5 billion or 47% over the observation period. The largest holders of equity were the general government sector (37%), the rest of the world (19%), insurance corporations and pension funds (17%), other financial intermediaries (10%), and households (9%).

In the **euro area** overall, the largest liabilities of insurance corporations and pension funds were from insurance and pension schemes (86% of the total). Compared with the euro area overall, insurance corporations and pension funds in Slovenia held a larger proportion of liabilities in the form of equity, and smaller proportions in the form of insurance and pension schemes, and loans.

The **intra-sectoral claims and liabilities** of insurance corporations and pension funds amounted to EUR 0.5 billion at the end of 2014, equivalent to 6% of their total financial assets and liabilities.

It should be noted that the **financial assets of financial corporations (S.12)** in Slovenia at the end of 2014 (equivalent to 190% of GDP) were profoundly lower in relative terms than those in the euro area overall (632% of GDP), having reached a relative proportion just 30% of that in the euro area (45% for monetary financial institutions, 28% for insurance corporations and pension funds, and 9% for other financial intermediaries), an indication of the smaller depth of financial intermediation and the financial markets in Slovenia.

S.13 General government

(EUR million)	Code	2009	2010	2011	2012	2013	2014
I. FINANCIAL ASSETS		21,400	20,978	22,663	22,782	28,698	36,519
Central government	S.1311	18,261	18,028	19,849	19,888	25,808	33,436
Local government	S.1313	1,214	1,221	1,291	1,349	1,378	1,390
Social security funds	S.1314	1,925	1,729	1,523	1,545	1,511	1,694
II. LIABILITIES		20,619	20,710	23,475	25,872	33,642	43,634
Central government	S.1311	18,068	18,576	21,480	23,859	31,091	41,091
Local government	S.1313	1,153	1,250	1,245	1,260	1,377	1,424
Social security funds	S.1314	1,397	884	750	753	1,174	1,120
III. NET FINANCIAL ASSETS		781	268	-812	-3,090	-4,944	-7,114

The general government sector consists of central government, local government and social security funds.

The central government accounted for 92% of the general government sector's financial assets and 94% of its liabilities at the end of 2014, local government for 4% of financial assets and 3% of liabilities, and social security funds for 4% of financial assets and 3% of liabilities.

In the financial accounts of **Slovenia**, the general government sector accounted for 15% of total financial assets and 18% of total liabilities at the end of 2014. Its financial assets were equivalent to 98% of GDP, while its liabilities were equivalent to 117% of GDP.

In the financial accounts of the **euro area**, the general government sector accounted for 4% of total financial assets and 9% of total liabilities. Its financial assets were equivalent to 49% of GDP, while its liabilities were equivalent to 122% of GDP.

(EUR million)	Code	2009	2010	2011	2012	2013	2014
I. FINANCIAL ASSETS		21,400	20,978	22,663	22,782	28,698	36,519
Currency and deposits	F.2	7,304	5,390	6,992	6,062	5,985	10,369
Loans	F.4	405	467	763	1,751	4,940	7,052
Equity	F.5	10,093	11,308	10,969	11,327	13,815	15,238
Other accounts receivable	F.8	3,161	3,339	3,590	3,239	3,358	3,341
II. LIABILITIES		20,619	20,710	23,475	25,872	33,642	43,634
Currency and deposits	F.2	3,056	1,958	2,708	1,857	2,077	4,268
Debt Securities	F.3	12,099	13,122	14,330	16,500	22,835	29,967
Loans	F.4	1,170	1,705	1,998	3,100	3,448	3,846
Equity	F.5	1,531	1,035	1,075	1,095	1,761	1,960
Other accounts payable	F.8	2,762	2,890	3,363	3,314	3,517	3,588
III. NET FINANCIAL ASSETS		781	268	-812	-3,090	-4,944	-7,114

The general government sector's **financial assets** amounted to EUR 36.5 billion at the end of 2014, up EUR 7.8 billion on the end of 2013, and up EUR 15.1 billion or 71% over the observation period. Its largest claims were against non-financial corporations (40% of the total), intra-sectoral (20%) and against banks (14%).

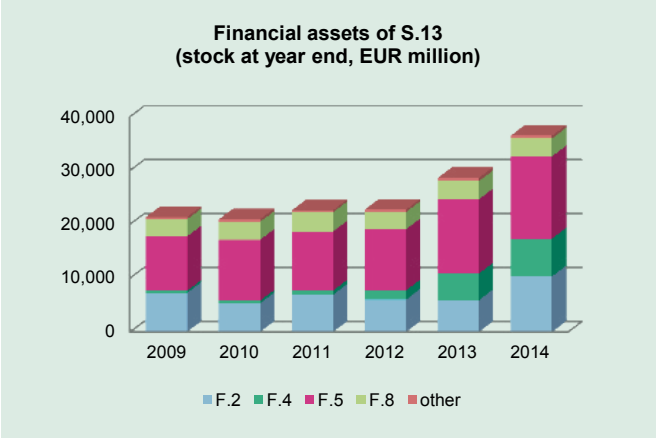

The general government sector held EUR 15.2 billion or 42% of its total financial assets in the form of **equity**. The figure was up EUR 1.4 billion in 2014, and up EUR 5.1 billion or 51% over the observation period. The proportion of investments accounted for by equity ranged from 42% to 54%. The general government sector's largest investments were in non-financial corporations (54% of the total, compared with a high of 69% at the end of 2010), followed by banks (18%, compared with a low of 8% at the end of 2012) and intra-sectoral investments (13%).

Claims from **currency and deposits** amounted to EUR 10.4 billion or 28% of the total. The figure was up EUR 4.4 billion in 2014 (intra-sectoral claims accounting for EUR 2.2 billion, the central bank for EUR 1 billion, the rest of the world for EUR 0.9 billion and banks for EUR 0.2 billion), and up EUR 3.1 billion or 42% over the observation period. Intra-sectoral claims accounted for 40% of the general government sector's claims, the central bank for 28%, banks for 18% and the rest of the world for 14%.

The general government sector held EUR 7.1 billion of claims from **loans**, largely against non-financial corporations (65% of the total) and the rest of the world (17%). The figure was up EUR 6.6 billion over the observation period, most notably against non-financial corporations (by EUR 4.5 billion) and the rest of the world (by EUR 1.2 billion, primarily from the EFSF). The largest increases were recorded in 2013 (by EUR 3.2 billion) and 2014 (by EUR 2.1 billion) as a result of the transfer of claims from banks to the BAMC.

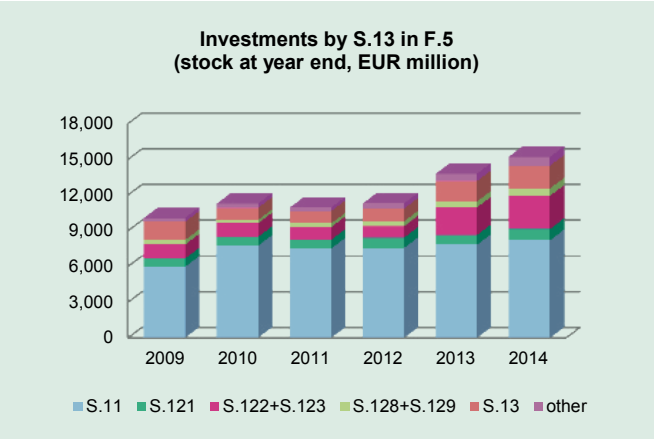

Other accounts receivable amounted to EUR 3.3 billion or 9% of total financial assets, taxes and contributions accounting for 87% of these. The majority of the other accounts receivable were claims against non-financial corporations (55% of the total) and intra-sectoral (23%).

In the **euro area** overall, the general government sector held its financial assets in the form of equity (33% of the total), loans (22%), other accounts receivable (20%), deposits (16%) and debt securities (9%). Compared with the euro area overall, the general government sector in Slovenia held larger proportions of its investments in deposits and equity, and smaller proportions in debt securities and other accounts receivable.

The general government sector's **liabilities** amounted to EUR 43.6 billion at the end of 2014, up EUR 10 billion on the end of 2013, and up EUR 23 billion or 112% over the observation period. The general government sector's largest liabilities were to the rest of the world (54% of the total), to banks (19%) and intra-sectoral (17%).

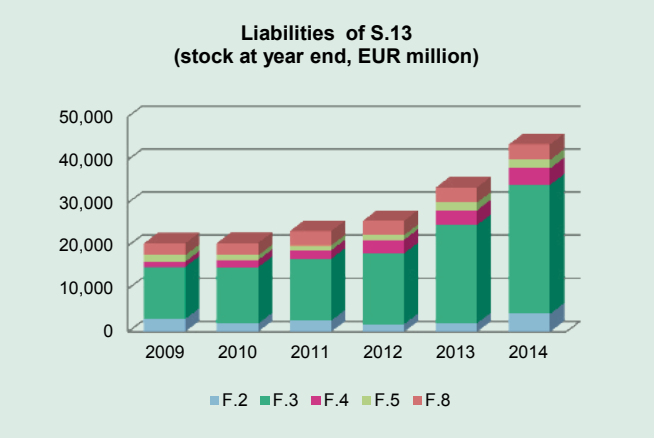

The heaviest borrowing by the general government sector was via issues of **debt securities**, the stock of which reached EUR 30 billion or 69% of its total liabilities. The figure was up EUR 7.1 billion in 2014, the largest increase being recorded by liabilities to the rest of the world (by EUR 6.3 billion) and liabilities to banks (by EUR 0.7 billion), and were up EUR 17.9 billion or 148% over the observation period (liabilities to the rest of the world having increased by EUR 14.4 billion). The proportion of total liabilities accounted for by debt securities ranged from 59% to 69% during the observation period. The largest holders of government securities were the rest of the world with 70% of the total (compared with 54% at the end of 2009), banks with 21% (compared with 27%), and insurance corporations and pension funds with 6% (compared with 12%).

Liabilities from **currency and deposits** amounted to EUR 4.3 billion or 10% of the sector's total liabilities, up EUR 1.2 billion over the observation period (most notably by EUR 2.2 billion in 2014). The majority of the liabilities were intra-sectoral (98%).

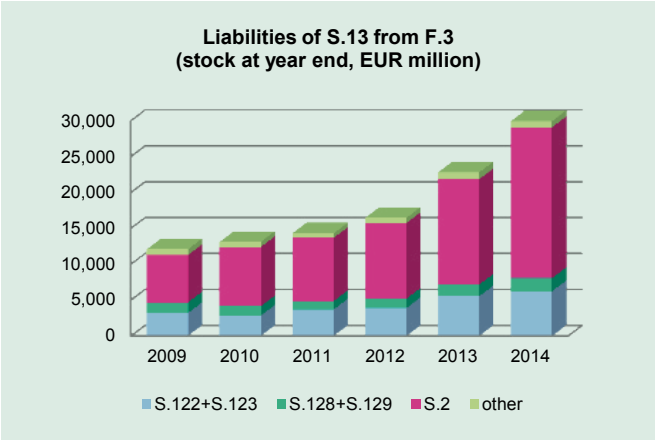

Liabilities from **loans** received stood at EUR 3.8 billion or 9% of total liabilities, up EUR 0.4 billion in 2014, and up EUR 2.7 billion over the observation period (the rest of the world accounting for EUR 1.6 billion of the increase, primarily because of the EFSF). The largest proportions of the general government sector's liabilities from loans were accounted for by banks (47%, compared with a high of 76% at the end of 2010) and the rest of the world (44%, compared with a low of 10% at the end of 2010).

The general government sector's **other accounts payable** amounted to EUR 3.6 billion or 8% of the total, up EUR 0.8 billion over the observation period. Liabilities from trade credits and advances accounted for 30% of other accounts payable, primarily to non-financial corporations (66%) and the rest of the world (28%). Other liabilities accounted for 70% of other accounts payable, primarily to households (31%), intra-sectoral (30%) and to non-financial corporations (20%).

In the **euro area**, the general government sector's largest liabilities were from debt securities (70% of the total) and loans (21%). Compared with the euro area overall, the general government sector in Slovenia held a larger proportion of its liabilities in deposits and a smaller proportion in loans.

The general government sector's **intra-sectoral claims and liabilities** amounted to EUR 7.3 billion at the end of 2014, equivalent to 20% of its total financial assets and 17% of its total liabilities.

The general government sector disclosed a **deficit in financial assets relative to liabilities** in the amount of EUR 7.1 billion, EUR 2.2 billion wider than at the end of 2013, and EUR 7.9 billion wider over the observation period. The general government sector's financial position deteriorated vis-à-vis the rest of the world (by EUR 13.4 billion) and banks (by EUR 4.3 billion), while improving vis-à-vis non-financial corporations (by EUR 6.8 billion) and the central bank (by EUR 2.5 billion). It disclosed a **deficit in transactions** in each year of the observation period, which amounted to EUR 1.9 billion in 2014.

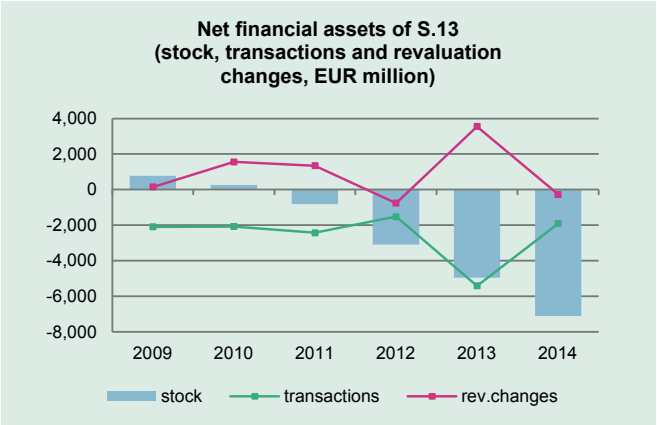

The **net financial position** of the general government sector in Slovenia deteriorated from 2% of GDP at the end of 2009 to -19% of GDP at the end of 2014. The net financial position of the general government sector in the euro area overall deteriorated from -54% of GDP to -73% of GDP over the same period. The difference in the net financial position is the result of the higher financial assets and lower liabilities of the general government sector in Slovenia. The ratio of **general government debt** (general government liabilities other than those from capital) to GDP stood at 112% in Slovenia and 121% in the euro area overall. The **ratio of the debt to the general government sector's financial assets** stood at 114% in Slovenia, compared with 248% in the euro area overall. The aforementioned figures indicate that the financial position and indebtedness of the general government sector in Slovenia are more favourable than in the euro area overall, although the pace of increase in the debt in Slovenia is unfavourable (the rise in the ratio of government debt to GDP over the observation period is 112% in Slovenia, compared with just 31% in the euro area overall).

A **public debt** of no more than 60% of GDP and a **general government deficit** of no more than 3% of GDP are two of the Maastricht convergence criteria applying to the general government sector. The consolidated general government debt, which includes liabilities from currency and deposits, debt securities and loans, amounted to EUR 30.1 billion or 80.8% of GDP in Slovenia at the end of 2014 (compared with 34.5% of GDP at the end of 2009), while the general government deficit amounted to 5% of GDP. The consolidated general government debt in the euro area overall stood at 91.9% of GDP at the end of 2014, and was lowest in Estonia (10.6% of GDP) and highest in Greece (177% of GDP). The general government deficit in the euro area overall stood at 2.4% of GDP at the end of 2014, and was widest in Cyprus (8.8% of GDP), while Germany recorded the largest general government surplus (0.7% of GDP).[7]

S.14 Households

(EUR million)	Code	2009	2010	2011	2012	2013	2014
I. FINANCIAL ASSETS		35,624	36,767	35,513	35,775	36,188	37,917
Currency and deposits	F.2	16,586	17,297	17,789	17,778	17,666	18,537
Debt securities	F.3	438	435	439	357	311	237
Equity	F.5	10,412	10,223	8,855	9,068	9,266	9,822
Insurance and pension schemes	F.6	4,850	5,475	5,535	5,773	5,913	6,456
Other accounts receivable	F.8	2,395	2,396	2,181	2,050	2,328	2,173
II. LIABILITIES		11,784	12,453	12,451	12,475	12,184	12,105
Loans	F.4	10,210	10,896	10,959	11,029	10,700	10,549
Other accounts payable	F.8	1,574	1,556	1,492	1,447	1,484	1,557
III. NET FINANCIAL ASSETS		23,840	24,314	23,061	23,300	24,004	25,811

In the financial accounts of **Slovenia**, households accounted for 16% of total financial assets and 5% of total liabilities at the end of 2014. The financial assets of households were equivalent to 102% of GDP, while their liabilities were equivalent to 33% of GDP.

In the **euro area** overall, the proportions of total financial assets and liabilities accounted for by households were the same as in Slovenia at the end of 2014. The financial assets of households in the euro area were equivalent to 210% of GDP, while the liabilities were equivalent to 68% of GDP.

Households' **financial assets** amounted to EUR 37.9 billion at the end of 2014, up EUR 1.7 billion on the end of 2013, and up EUR 2.3 billion over the observation period. Banks accounted for 40% of households' claims, non-financial corporations for 25%, insurance corporations and pension funds for 17% and the central bank for 7%.

Households held EUR 18.5 billion or 49% of total financial assets in **currency and deposits**, 13% of which comprised currency and 87% deposits.

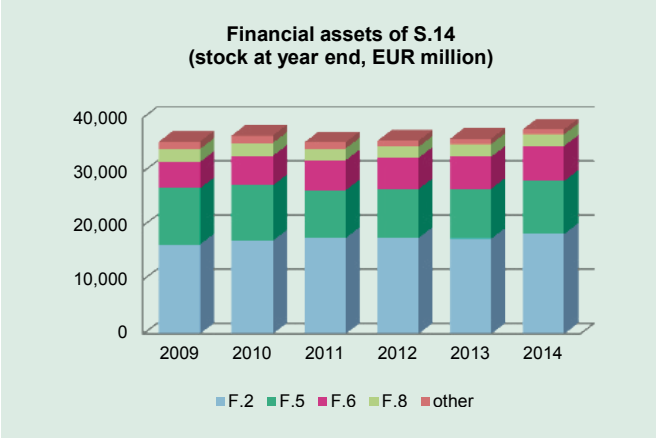

7) The public debt and general government deficit figures for the euro area used in the analysis are those published by Eurostat.

Claims from **currency** stood at EUR 2.5 billion or 7% of total financial assets, up EUR 0.5 billion over the observation period.

Deposits amounted to EUR 16.1 billion or 42% of total financial assets, of which 94% were at domestic banks. After falling for two years they increased by EUR 0.8 billion in 2014, and were up EUR 1.4 billion or 10% over the observation period.

Investments in **equity** amounted to EUR 9.8 billion, or 26% of total financial assets, up EUR 0.6 billion in 2014 (primarily as a result of positive revaluation changes), but down EUR 0.6 billion over the observation period (EUR 0.4 billion of net sales). Non-financial corporations accounted for 78% of households' investments, investment funds for 15% and the rest of the world for 4%.

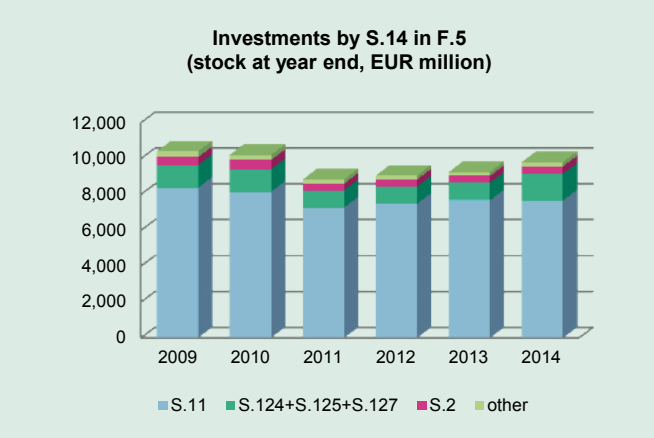

Insurance and pension schemes amounted to EUR 6.5 billion or 17% of total financial assets, up EUR 1.6 billion or 33% over the observation period (life insurance accounting for EUR 0.8 billion of the increase, and pension entitlements for EUR 0.8 billion). Life insurance accounted for 45% of the claims, pension entitlements for 44% and non-life itechnical reserves for 11%.

Other accounts receivable amounted to EUR 2.2 billion or 6% of total financial assets, down EUR 0.2 billion over the observation period. The majority of other accounts receivable comprised claims against non-financial corporations (56%) and the general government sector (39%).

The largest holdings of financial assets of households in the **euro area** were in the form of currency and deposits (35% of the total), insurance and pension schemes (33%), equity (25%) and debt securities (5%). Compared with the euro area overall, households in Slovenia held larger proportions of their investments in currency and deposits, and smaller proportions in insurance and pension schemes and debt securities.

Households' **liabilities** stood at EUR 12.1 billion at the end of 2014, up EUR 0.3 billion over the observation period. Banks accounted for 73% of households' liabilities, non-financial corporations for 10% and other financial intermediaries for 9%.

Loans raised amounted to EUR 10.5 billion, and accounted for 87% of households' total liabilities. The stock of loans increased by EUR 0.7 billion in 2010 and 2011, and then declined by EUR 0.8 billion between 2012 and 2014. Domestic banks (83% of the total) and other financial intermediaries (10%) accounted for the majority of households' loans raised, of which 90% was in the form of long-term loans.

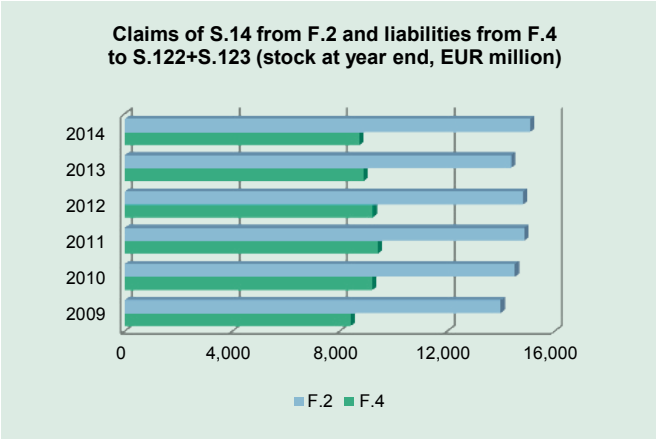

Loans from banks increased by EUR 0.3 billion over the observation period, while deposits at banks increased by EUR 1.1 billion, the coverage of loans by deposits thus increasing from 166% to 173%. Deposits at banks increased by EUR 0.7 billion in 2014, while the volume of loans raised declined by EUR 0.1 billion.

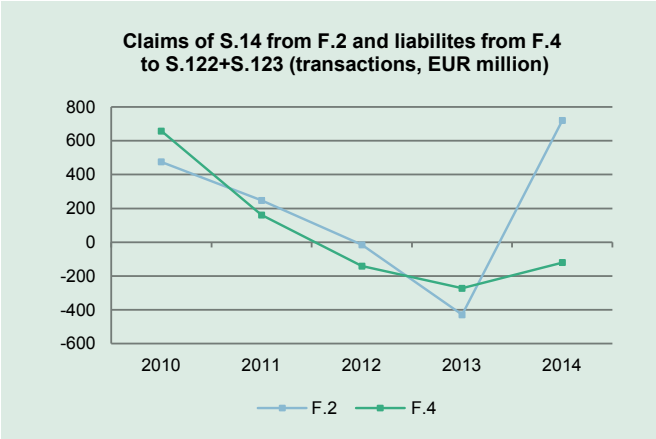

Households held EUR 1.6 billion of **other accounts payable**, equivalent to 13% of their total liabilities, non-financial corporations (63% of the total) and the general government sector (25%) accounting for the largest proportions.

As in Slovenia, in the **euro area** overall loans accounted for the vast majority (90%) of households' liabilities.

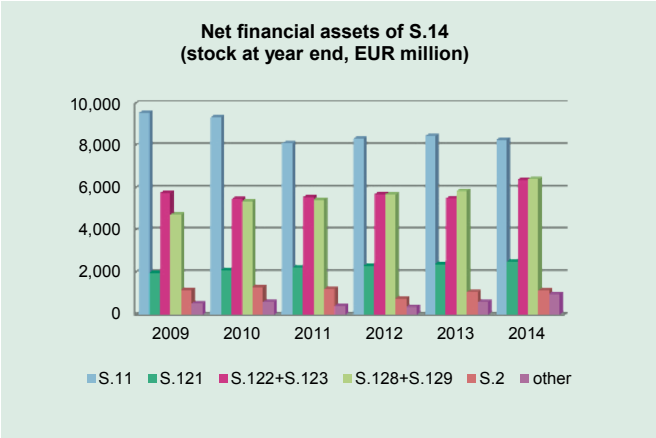

Households recorded a **surplus of financial assets over liabilities** over the observation period, the surplus amounting to EUR 25.8 billion at the end of 2014. It was up EUR 2 billion or 8% over the observation period, the largest increase (of EUR 1.8 billion) being recorded in 2014. Households' largest surpluses were vis-à-vis non-financial corporations (EUR 8.3 billion), banks (EUR 6.4 billion) and insurance corporations and pension funds (EUR 6.4 billion).

The **net financial position** of households in Slovenia improved from 66% of GDP to 69% of GDP over the observation period, and from 125% of GDP to 142% of GDP in the euro area. The figures reveal that the poorer financial position of households in Slovenia is primarily the result of the lower financial assets at their disposal; household indebtedness in Slovenia is lower than in the euro area overall. Household **debt** in Slovenia stood at 33% of GDP, compared with 68% of GDP in the euro area overall. The household sector's **ratio of debt to financial assets** stood at 32% in Slovenia and in the euro area overall.

S.2 Rest of the world

(EUR million)	Code	2009	2010	2011	2012	2013	2014
I. FINANCIAL ASSETS		50,305	51,526	51,243	52,272	51,079	57,409
Members of the EMU	S.2111	37,669	40,002	38,819	37,822	31,927	34,073
Other EU countries	S.2112	7,418	5,602	6,397	6,718	10,004	12,516
Non-EU countries	S.22	5,218	5,922	6,026	7,732	9,148	10,820
II. LIABILITIES		34,076	33,740	33,477	33,588	33,349	39,174
Members of the EMU	S.2111	17,968	17,413	17,735	18,320	18,776	24,315
Other EU countries	S.2112	2,635	2,652	2,670	2,686	5,130	5,383
Non-EU countries	S.22	13,473	13,674	13,072	12,582	9,444	9,476
III. NET FINANCIAL ASSETS		16,230	17,786	17,766	18,683	17,729	18,235

The rest of the world sector consists of three sub-sectors: members of the euro area, other EU countries, and non-EU countries.

At the end of 2014 the largest claims and liabilities vis-à-vis domestic sectors were held by members of the euro area (59% of claims and 62% of liabilities), followed by non-EU countries (19% and 24%) and other EU countries (22% and 14%).

In the financial accounts of **Slovenia**, the rest of the world accounted for 23% of total financial assets and 16% of total liabilities at the end of 2014. The financial assets of the rest of the world were equivalent to 154% of GDP, while the liabilities were equivalent to 105% of GDP.

In the financial accounts of the **euro area**, the rest of the world accounted for 17% of total financial assets and 15% of total liabilities. The rest of the world's financial assets were equivalent to 214% of euro area GDP, while its liabilities were equivalent to 196% of euro area GDP.

The rest of the world's **financial assets** amounted to EUR 57.4 billion at the end of 2014, up EUR 6.3 billion on the end of 2013 and up EUR 7.1 billion over the observation period.

(EUR million)	Code	2009	2010	2011	2012	2013	2014
I. FINANCIAL ASSETS		50,305	51,526	51,243	52,272	51,079	57,409
Currency and deposits	F.2	9,741	7,982	7,646	8,490	4,293	3,497
Debt securities	F.3	8,909	11,253	11,694	11,893	15,807	22,493
Loans	F.4	18,266	17,901	17,538	17,261	16,697	15,676
Equity	F.5	8,125	8,634	8,453	8,421	8,531	9,979
Other accounts receivable	F.8	4,723	5,079	5,187	5,447	5,085	5,113
II. LIABILITIES		34,076	33,740	33,477	33,588	33,349	39,174
Currency and deposits	F.2	6,708	5,246	5,514	5,584	6,151	11,050
Debt securities	F.3	9,321	9,422	9,335	9,257	8,767	9,548
Loans	F.4	5,156	5,467	5,591	5,704	5,640	5,492
Equity	F.5	6,647	6,972	6,392	6,723	6,723	6,986
Other accounts payable	F.8	5,736	6,061	5,978	5,656	5,537	5,526
III. NET FINANCIAL ASSETS		16,230	17,786	17,766	18,683	17,729	18,235

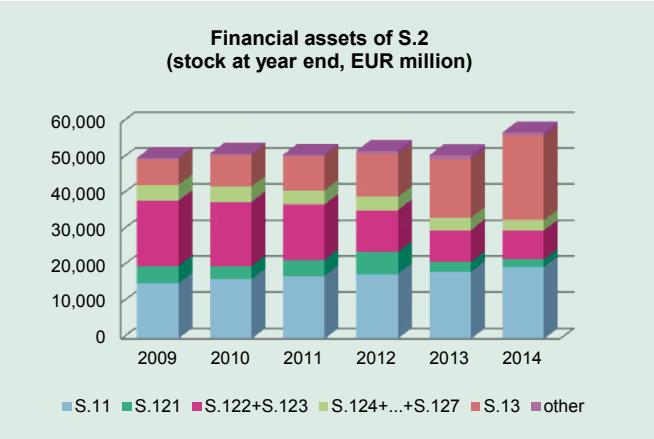

The rest of the world's holdings in **debt securities** amounted to EUR 22.5 billion, and accounted for 39% of its total financial assets. The rest of the world's investments were held primarily in government bonds (93% of the total, compared with a low of 73% at the end of 2010) and bank bonds (4%, compared with a high of 24% at the end of 2010). The investments were up EUR 13.6 billion or 152% over the observation period, most notably by EUR 3.9 billion in 2013 and by EUR 6.7 billion in 2014.

The rest of the world's **loans** amounted to EUR 15.7 billion or 27% of the sector's financial assets, down EUR 2.6 billion over the observation period, as loans to banks recorded the largest decline (by EUR 5.3 billion), while loans to non-financial corporations increased (by EUR 2.4 billion). The largest proportions of claims from loans were accounted for by non-financial corporations (46% of the total, compared with 26% at the end of 2009), banks (25%, compared with 50% at the end of 2009) and other financial intermediaries (15%).

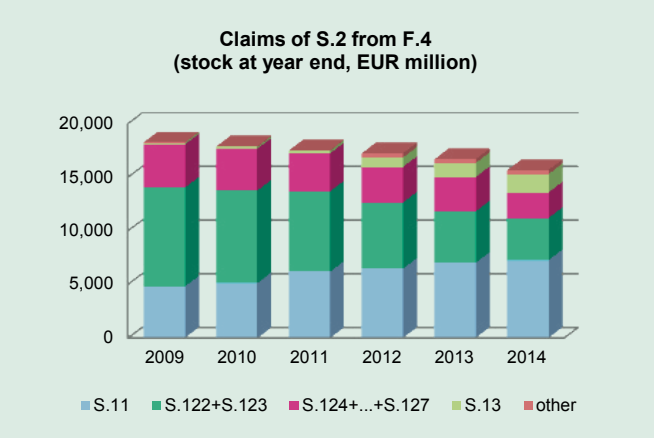

Claims from **equity** amounted to EUR 10 billion or 17% of the total, up EUR 1.9 billion over the observation period, of which net purchases amounted to EUR 1.5 billion. The rest of the world's largest investments in equity were in non-financial corporations (80% of the total) and banks (13%).

Other accounts receivable stood at EUR 5.1 billion or 9% of total financial assets, up EUR 0.4 billion over the observation period. The majority of other accounts receivable consisted of claims from trade credits and advances (88% of the total), of which 91% were against non-financial corporations.

The rest of the world held EUR 3.5 billion of claims from **currency and deposits** or 6% of total financial assets, of which 52% was at the central bank and 48% was at banks. Claims from currency and deposits declined by EUR 6.2 billion over the observation period, as a result of a decline of EUR 3.5 billion at banks and a decline of EUR 2.8 billion at the central bank. The largest decline in these claims was in 2013 (by EUR 4.2 billion), primarily as a result of a decline in the central bank's liabilities to the Eurosystem.

In the **euro area**, the rest of the world's liabilities were primarily in the form of equity (41% of the total), debt securities (25%), loans (15%), and currency and deposits (14%). Compared with the euro area overall, in Slovenia the rest of the world held larger proportions of claims from loans, debt securities and other accounts receivable, and smaller proportions from equity, and currency and deposits.

The rest of the world's **liabilities** amounted to EUR 39.2 billion at the end of 2014, up EUR 5.1 billion or 15% over the observation period, the largest increase of EUR 5.8 billion being recorded in 2014.

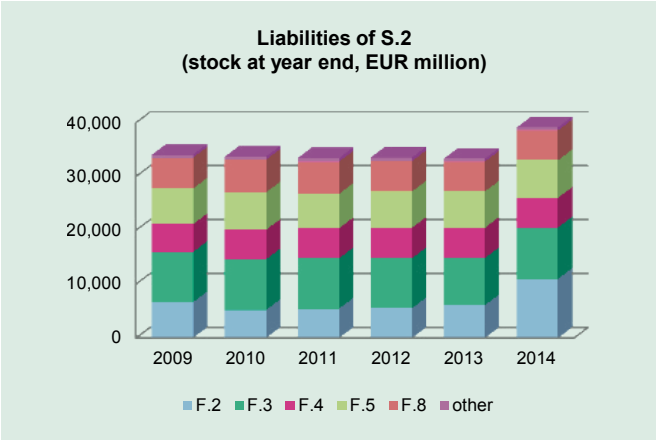

Liabilities from **currency and deposits** accounted for the largest proportion (28%) of the sector's total liabilities, and amounted to EUR 11.1 billion, up EUR 4.3 billion over the observation period, most notably by EUR 4.9 billion in 2014 (primarily as a result of the central bank's claims against the Eurosystem). The central bank accounted for 48% of the rest of the world's liabilities (compared with a high of 58% at the end of 2011), banks for 26% (compared with 43% at the end of 2009), the general government sector for 13% and households for 9%.

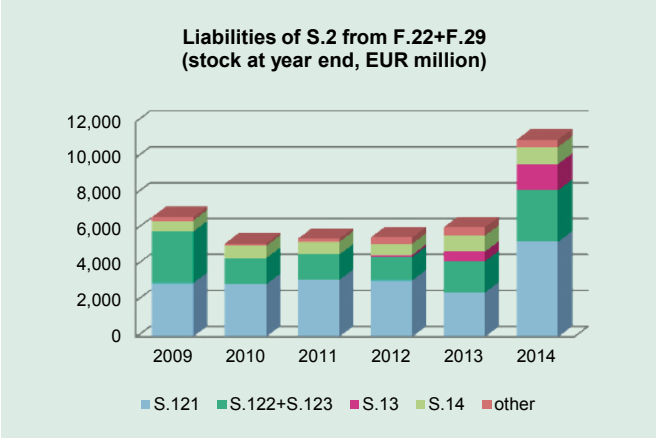

Liabilities from **debt securities** amounted to EUR 9.5 billion or 24% of the sector's total liabilities, up EUR 0.8 billion in 2014, and up EUR 0.2 billion over the observation period. The proportions of the rest of the world's liabilities accounted for by the central bank and by banks declined over the observation period (from 44% to 39% and from 36% to 25% respectively), while there was an increase in the proportion accounted for by insurance corporations and pension funds (from 16% to 32%).

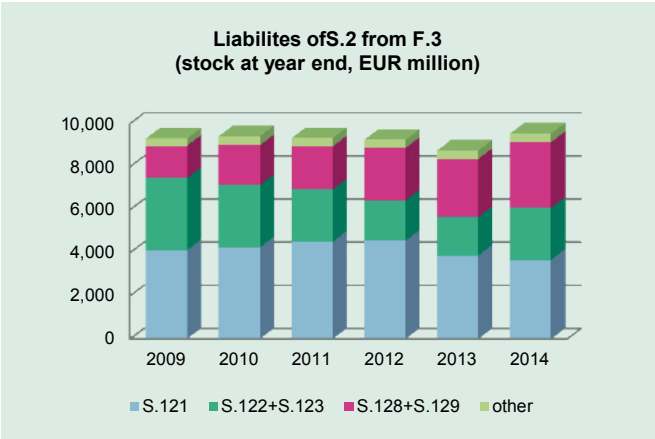

Liabilities from **equity** amounted to EUR 7 billion or 18% of the total, up EUR 0.3 billion over the observation period. The rest of the world held 37% of its liabilities to non-financial corporations, 21% to investment funds, 17% to insurance corporations and pension funds, and 10% to the general government sector.

Other accounts payable amounted to EUR 5.5 billion or 14% of the total. The majority consisted of liabilities from trade credits and advances (93%), primarily to non-financial corporations.

Liabilities from **loans** amounted to EUR 5.5 billion or 14% of the total, up EUR 0.3 billion over the observation period, liabilities to the general government sector having increased by EUR 1.2 billion (primarily as a result of the EFSF), while liabilities to banks declined by EUR 0.8 billion. The rest of the world's largest liabilities were to banks (40% of the total, compared with 58% at the end of 2009), non-financial corporations (33%) and the general government sector (22%).

In the **euro area**, the rest of the world's largest liabilities were in the form of equity (41%), loans (20%), debt securities (18%), and currency and deposits (14%). Compared with the euro area overall, in Slovenia the rest of the world held higher proportions of liabilities from deposits, debt securities and other accounts payable, and lower proportions from equity and loans.

The rest of the world's **surplus of financial assets relative to liabilities** increased by EUR 16.2 billion over the observation period to EUR 18.2 billion. The rest of the world improved its positions vis-à-vis the general government sector (by EUR 13.4 billion) and non-financial corporations (by EUR 5.2 billion), while its positions deteriorated vis-à-vis banks (by EUR 8.1 billion), the central bank (by EUR 4.6 billion), insurance corporations and pension funds (by EUR 1.9 billion) and other financial intermediaries (by EUR 1.9 billion). At the end of 2014 surpluses of financial assets over liabilities were held by members of the euro area (EUR 9.8 billion, compared with EUR 19.7 billion at the end of 2009), other EU countries (EUR 7.1 billion, compared with EUR 4.8 billion at the end of 2009) and non-EU countries (EUR 1.3 billion, compared with a deficit of EUR 8.3 billion at the end of 2009).

The rest of the world recorded a surplus in transactions over the first three years of the observation period, and was thus a lender to the Slovenian economy, but then recorded a deficit in transactions in 2013 and 2014. The rest of the world's net transactions over the observation period were negative in the amount of EUR 0.7 billion, while net revaluation changes amounted to EUR 2.7 billion.

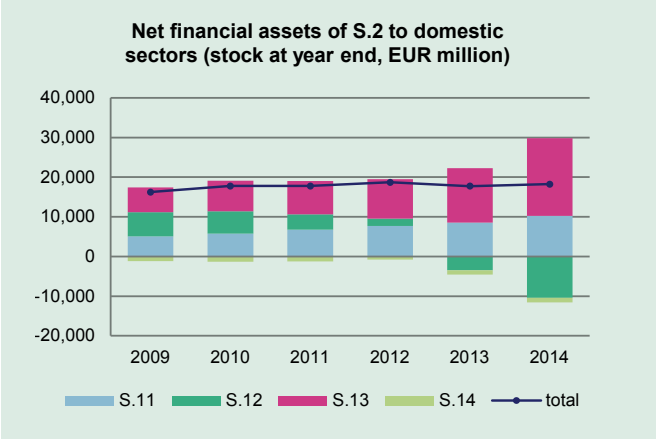

The **net financial position** of the rest of the world in Slovenia improved from 45% of GDP at the end of 2009 to 49% of GDP at the end 2014, as a result of increases in financial assets (by 15 percentage points) and liabilities (by 11 percentage points). Over the same period the net financial position of the rest of the world in the euro area deteriorated from 28% of GDP to 18% of GDP. The difference between the net financial position of the rest of the world in Slovenia and that in the euro area overall is the result both of relatively lower financial assets (by 60 percentage points) and of lower liabilities (by 91 percentage points) in Slovenia.

Financial investment and financing between the domestic institutional sectors and with the rest of the world

The financial accounts allow for analysis of financial investment and financing between the domestic institutional sectors and with the rest of the world.

Financial claims and liabilities in the financial accounts of Slovenia amounted to EUR 244.4 billion at the end of 2014. The largest claims were disclosed by the rest of the world (23% of the total), banks (17%), non-financial corporations (17%), households (16%) and the general government sector (15%), while the largest liabilities were disclosed by non-financial corporations (34%), the general government sector (18%), the rest of the world (16%) and banks (16%).

Financial claims and liabilities increased by EUR 9.5 billion over the observation period. The largest increases in claims were recorded by the general government sector (EUR 15.1 billion) and the rest of the world (EUR 7.1 billion), while the largest declines in claims were recorded by banks (EUR 10.7 billion) and non-financial corporations (EUR 6.2 billion). The largest increases in liabilities were recorded by the general government sector (EUR 23 billion) and the rest of the world (EUR 5.1 billion), while the largest declines in liabilities were recorded by banks (EUR 13 billion) and non-financial corporations (EUR 6.9 billion).

Financial assets (by rows) and liabilities (by columns) of domestic sectors and rest of the world (stock at the end of 2014, EUR million)										
Sector	**S.11**	**S.121**	**S.122+S.123**	**S.124+..+S.127**	**S.128+S.129**	**S.13**	**S.14**	**S.1**	**S.2**	**Total**
S.11	22,683	80	4,939	619	487	1,453	1,238	31,548	9,804	**41,352**
S.121	0	3	1,105	0	0	321	2	1,431	9,469	**10,900**
S.122+S.123	11,918	1,819	2,267	1,257	124	8,159	8,789	34,375	7,947	**42,321**
S.124+..+S.127	3,461	38	357	412	177	137	1,126	5,713	2,285	**7,998**
S.128+S.129	593	0	1,074	888	527	1,856	111	5,050	4,414	**9,463**
S.13	14,695	3,807	5,213	585	673	7,304	493	32,788	3,732	**36,519**
S.14	9,536	2,516	15,199	1,622	6,531	994	0	36,398	1,519	**37,917**
S.1	62,986	8,262	30,486	5,387	8,522	20,289	11,759	147,804	39,174	**186,979**
S.2	20,037	2,099	8,070	2,846	667	23,345	346	57,409		**57,409**
Total	**83,023**	**10,361**	**38,556**	**8,233**	**9,189**	**43,634**	**12,105**	**205,213**	**39,174**	**244,387**
Financial assets (by rows) and liabilities (by columns) of domestic sectors and rest of the world (changes in period 2010-2014, EUR million)										
Sector	**S.11**	**S.121**	**S.122+S.123**	**S.124+..+S.127**	**S.128+S.129**	**S.13**	**S.14**	**S.1**	**S.2**	**Total**
S.11	-5,571	9	102	-240	-199	273	-71	-5,701	-515	**-6,217**
S.121	0	1	-1,081	0	0	116	1	-964	1,866	**902**
S.122+S.123	-10,212	337	-1,972	-1,334	-76	4,131	334	-8,810	-1,934	**-10,744**
S.124+..+S.127	-1,501	7	-282	62	120	-71	-268	-1,935	302	**-1,633**
S.128+S.129	89	0	-443	381	171	339	-45	493	2,265	**2,758**
S.13	7,029	2,651	-214	533	232	2,054	31	12,310	2,810	**15,120**
S.14	-1,338	523	959	192	1,622	23	0	1,980	313	**2,293**
S.1	-11,510	3,527	-2,925	-407	1,871	6,839	-18	-2,653	5,099	**2,446**
S.2	4,654	-2,756	-10,049	-1,604	344	16,176	340	7,103	0	**7,103**
Total	**-6,857**	**771**	**-12,974**	**-2,012**	**2,215**	**23,015**	**322**	**4,450**	**5,099**	**9,549**

The **net financial position** of an individual institutional sector is the difference between its financial assets and liabilities.

Non-financial corporations disclosed a deficit of EUR 41.7 billion at the end of 2014, which was largest vis-à-vis the general government sector (EUR 13.2 billion), the rest of the world (EUR 10.2 billion), households (EUR 8.3 billion) and banks (EUR 7 billion). The deficit narrowed by EUR 0.6 billion over the observation period, as their position vis-à-vis banks improved (by EUR 10.3 billion), while their positions deteriorated vis-à-vis the general government sector (by EUR 6.8 billion) and the rest of the world (by EUR 5.2 billion).

Banks recorded their largest surplus vis-à-vis non-financial corporations (EUR 7 billion) and the general government sector (EUR 2.9 billion), while their largest deficit was vis-à-vis households (EUR 6.4 billion). Over the observation period banks improved their positions vis-à-vis the rest of the world (by EUR 8.1 billion) and the general government sector (by EUR 4.3 billion), while their position vis-à-vis non-financial corporations deteriorated (by EUR 10.3 billion).

The **general government sector** disclosed a deficit of EUR 7.1 billion, which was the result of surpluses vis-à-vis non-financial corporations (EUR 13.2 billion) and the central bank (EUR 3.5 billion) and deficits vis-à-vis the rest of the world (EUR 19.6 billion) and banks (EUR 2.9 billion).

The general government sector's net financial position deteriorated by EUR 7.9 billion over the observation period, most notably vis-à-vis the rest of the world (by EUR 13.4 billion) and banks (by EUR 4.3 billion), while improving vis-à-vis non-financial corporations (by EUR 6.8 billion) and the central bank (by EUR 2.5 billion).

Households disclosed a surplus of EUR 25.8 billion, of which EUR 8.3 billion was vis-à-vis non-financial corporations, EUR 6.4 billion was vis-à-vis banks, EUR 6.4 billion was vis-à-vis insurance corporations and pension funds and EUR 2.5 billion was vis-à-vis the central bank. Households' net financial position improved by EUR 2 billion over the observation period.

The **rest of the world** disclosed a surplus of financial assets relative to liabilities of EUR 18.2 billion, as a result of surpluses vis-à-vis the general government sector (EUR 19.6 billion) and non-financial corporations (EUR 10.2 billion) and deficits vis-à-vis the central bank (EUR 7.4 billion) and insurance corporations and pension funds (EUR 3.7 billion). The largest surpluses were disclosed by members of the euro area (EUR 9.8 billion) and other EU countries (EUR 7.1 billion). The rest of the world improved its net financial position by EUR 2 billion over the observation period.

Net financial assets of domestic sectors and rest of the world (stock at the end of 2014, EUR million)										
Sector	**S.11**	**S.121**	**S.122+S.123**	**S.124+..+S.127**	**S.128+S.129**	**S.13**	**S.14**	**S.1**	**S.2**	**Total**
S.11	0	80	-6,979	-2,842	-106	-13,242	-8,298	-31,438	-10,233	**-41,671**
S.121	-80	0	-713	-38	0	-3,486	-2,514	-6,831	7,370	**539**
S.122+S.123	6,979	713	0	900	-950	2,946	-6,409	3,888	-123	**3,765**
S.124+..+S.127	2,842	38	-900	0	-711	-447	-496	326	-560	**-235**
S.128+S.129	106	0	950	711	0	1,183	-6,421	-3,472	3,747	**275**
S.13	13,242	3,486	-2,946	447	-1,183	0	-501	12,499	-19,613	**-7,114**
S.14	8,298	2,514	6,409	496	6,421	501	0	24,638	1,173	**25,811**
S.1	31,438	6,831	-3,888	-326	3,472	-12,499	-24,638	0	-18,234	**-18,234**
S.2	10,233	-7,370	123	560	-3,747	19,613	-1,173	18,235		**18,235**
Total	**41,671**	**-539**	**-3,765**	**235**	**-275**	**7,114**	**-25,811**	**18,235**	**-18,234**	**0**
Net financial assets of domestic sectors and rest of the world (changes in period 2010-2014, EUR million)										
Sector	**S.11**	**S.121**	**S.122+S.123**	**S.124+..+S.127**	**S.128+S.129**	**S.13**	**S.14**	**S.1**	**S.2**	**Total**
S.11	0	9	10,314	1,261	-288	-6,756	1,268	5,809	-5,169	**640**
S.121	-9	0	-1,418	-7	0	-2,535	-523	-4,491	4,622	**131**
S.122+S.123	-10,314	1,418	0	-1,053	367	4,345	-624	-5,885	8,115	**2,230**
S.124+..+S.127	-1,261	7	1,053	0	-261	-604	-460	-1,527	1,906	**378**
S.128+S.129	288	0	-367	261	0	107	-1,667	-1,378	1,921	**543**
S.13	6,756	2,535	-4,345	604	-107	0	8	5,471	-13,366	**-7,895**
S.14	-1,268	523	624	460	1,667	-8	0	1,998	-27	**1,971**
S.1	-5,809	4,491	5,885	1,527	1,378	-5,471	-1,998	0	-2,005	**-2,005**
S.2	5,169	-4,622	-8,115	-1,906	-1,921	13,366	27	2,005	0	**2,005**
Total	**-640**	**-131**	**-2,230**	**-378**	**-543**	**7,895**	**-1,971**	**2,005**	**-2,005**	**0**

The availability of financial accounts data from the end of 2001 allows for a view over a longer time horizon. The first period of **2002 to 2008** saw rapid borrowing at banks by non-financial corporations, which was mostly funded from the rest of the world, in the context of a relatively strong surplus in the household sector and a moderate deficit in the general government sector. Revaluation changes in connection with shares had a major impact on the net financial positions of the institutional sectors in 2007 and 2008.

The crisis and post-crisis period of **2009 to 2014** was marked by a loss of funding from the rest of the world, intensified debt repayments in the rest of the world by banks, a large general government deficit, which in 2013 was primarily related to bank recovery and resolution, and a relatively stable household surplus. Heavily indebted non-financial corporations are undergoing a deleveraging process.

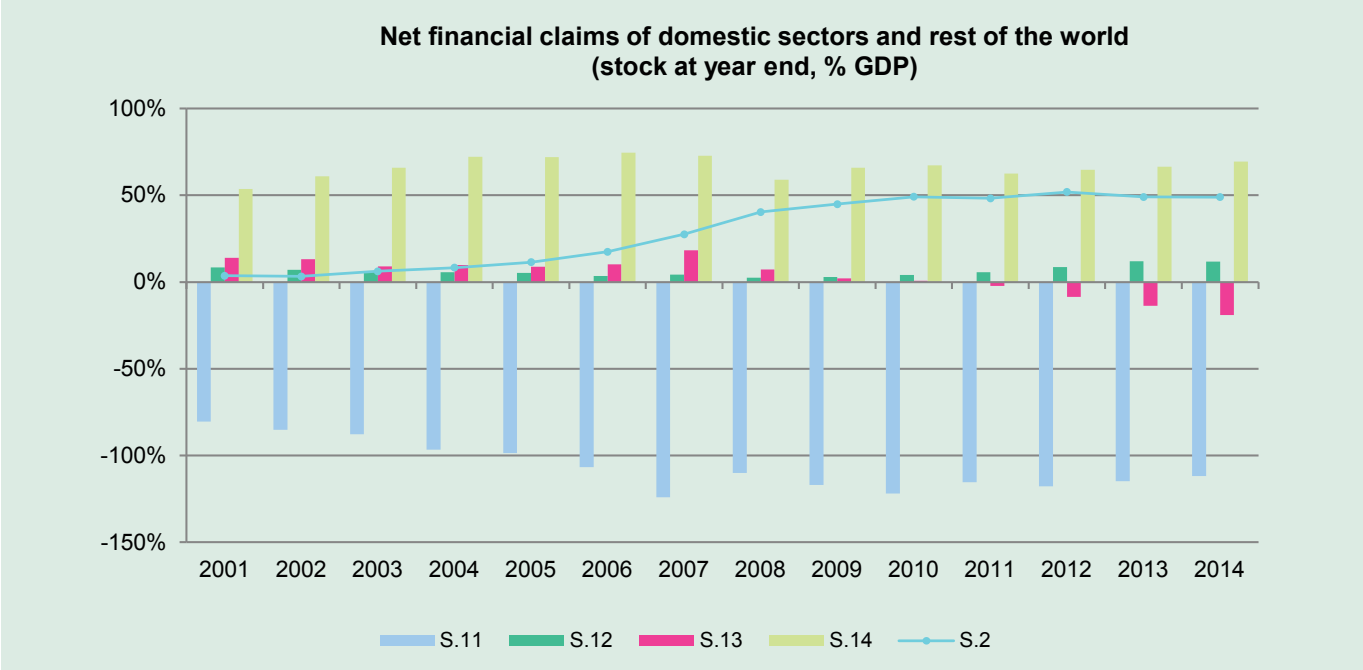

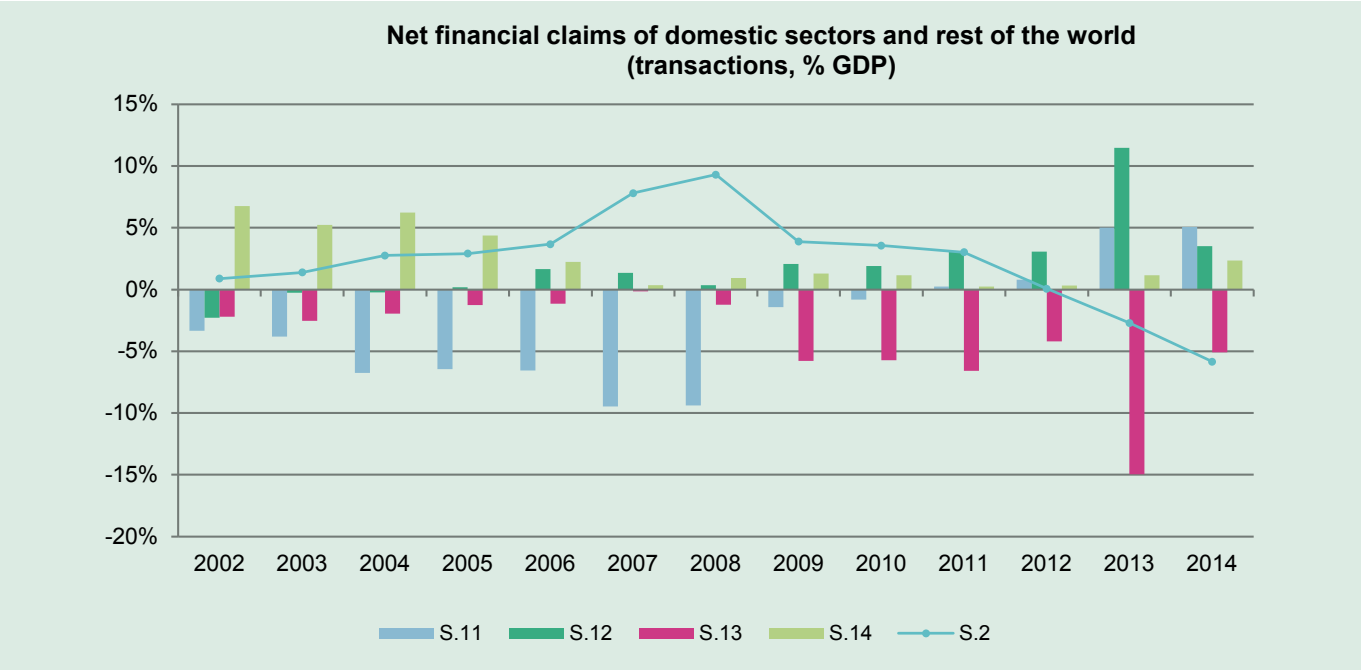
Net financial claims of domestic sectors and rest of the world
(transactions, % GDP)
15%
10%
5%
0%
-5%
-10%
-15%
-20%
2002
2003
2004
2005
2006
2007
2008
2009
2010
2011
2012
2013
2014
S.11
S.12
S.13
S.14
S.2

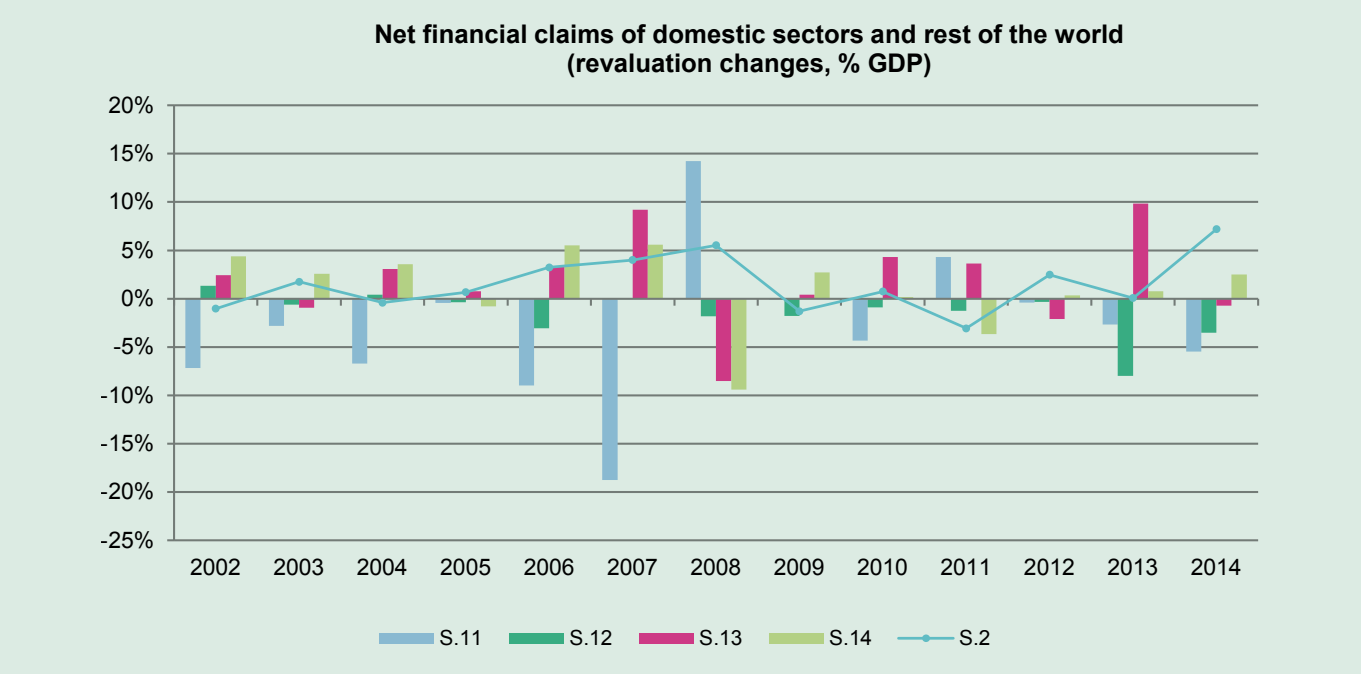
Net financial claims of domestic sectors and rest of the world
(revaluation changes, % GDP)
20%
15%
10%
5%
0%
-5%
-10%
-15%
-20%
-25%
2002
2003
2004
2005
2006
2007
2008
2009
2010
2011
2012
2013
2014
S.11
S.12
S.13
S.14
S.2

2. ZBIRNE IN SEKTORSKE TABELE

KAZALO TABEL

A) ZBIRNE TABELE FINANČNIH RAČUNOV SLOVENIJE 2009 - 2014

A.1. Nekonsolidirane

A.1.1. Nekonsolidirani finančni računi - stanja 2009 (konec leta)
A.1.2. Nekonsolidirani finančni računi - transakcije 2010
A.1.3. Nekonsolidirani finančni računi - vrednostne spremembe 2010
A.1.4. Nekonsolidirani finančni računi - stanja 2010 (konec leta)
A.1.5. Nekonsolidirani finančni računi - transakcije 2011
A.1.6. Nekonsolidirani finančni računi - vrednostne spremembe 2011
A.1.7. Nekonsolidirani finančni računi - stanja 2011 (konec leta)
A.1.8. Nekonsolidirani finančni računi - transakcije 2012
A.1.9. Nekonsolidirani finančni računi - vrednostne spremembe 2012
A.1.10. Nekonsolidirani finančni računi - stanja 2012 (konec leta)
A.1.11. Nekonsolidirani finančni računi - transakcije 2013
A.1.12. Nekonsolidirani finančni računi - vrednostne spremembe 2013
A.1.13. Nekonsolidirani finančni računi - stanja 2013 (konec leta)
A.1.14. Nekonsolidirani finančni računi - transakcije 2014
A.1.15. Nekonsolidirani finančni računi - vrednostne spremembe 2014
A.1.16. Nekonsolidirani finančni računi - stanja 2014 (konec leta)

A.2. Konsolidirane

A.2.1. Konsolidirani finančni računi - stanja 2009 (konec leta)
A.2.2. Konsolidirani finančni računi - transakcije 2010
A.2.3. Konsolidirani finančni računi - vrednostne spremembe 2010
A.2.4. Konsolidirani finančni računi - stanja 2010 (konec leta)
A.2.5. Konsolidirani finančni računi - transakcije 2011
A.2.6. Konsolidirani finančni računi - vrednostne spremembe 2011
A.2.7. Konsolidirani finančni računi - stanja 2011 (konec leta)
A.2.8. Konsolidirani finančni računi - transakcije 2012
A.2.9. Konsolidirani finančni računi - vrednostne spremembe 2012
A.2.10. Konsolidirani finančni računi - stanja 2012 (konec leta)
A.2.11. Konsolidirani finančni računi - transakcije 2013
A.2.12. Konsolidirani finančni računi - vrednostne spremembe 2013
A.2.13. Konsolidirani finančni računi - stanja 2013 (konec leta)
A.2.14. Konsolidirani finančni računi - transakcije 2014
A.2.15. Konsolidirani finančni računi - vrednostne spremembe 2014
A.2.16. Konsolidirani finančni računi - stanja 2014 (konec leta)

2. AGGREGATED AND SECTORAL TABLES

CONTENTS

A) AGGREGATED TABLES OF FINANCIAL ACCOUNTS FOR SLOVENIA 2009 - 2014

A.1. Non-consolidated

A.1.1. Non-consolidated financial accounts – outstanding amounts 2009 (end of year)
A.1.2. Non-consolidated financial accounts – transactions 2010
A.1.3. Non-consolidated financial accounts – revaluation changes 2010
A.1.4. Non-consolidated financial accounts – outstanding amounts 2010 (end of year)
A.1.5. Non-consolidated financial accounts – transactions 2011
A.1.6. Non-consolidated financial accounts – revaluation changes 2011
A.1.7. Non-consolidated financial accounts – outstanding amounts 2011 (end of year)
A.1.8. Non-consolidated financial accounts – transactions 2012
A.1.9. Non-consolidated financial accounts – revaluation changes 2012
A.1.10. Non-consolidated financial accounts – outstanding amounts 2012 (end of year)
A.1.11. Non-consolidated financial accounts – transactions 2013
A.1.12. Non-consolidated financial accounts – revaluation changes 2013
A.1.13. Non-consolidated financial accounts – outstanding amounts 2013 (end of year)
A.1.14. Non-consolidated financial accounts – transactions 2014
A.1.15. Non-consolidated financial accounts – revaluation changes 2014
A.1.16. Non-consolidated financial accounts – outstanding amounts 2014 (end of year)

A.2. Consolidated

A.2.1. Consolidated financial accounts – outstanding amounts 2009 (end of year)
A.2.2. Consolidated financial accounts – transactions 2010
A.2.3. Consolidated financial accounts – revaluation changes 2010
A.2.4. Consolidated financial accounts – outstanding amounts 2010 (end of year)
A.2.5. Consolidated financial accounts – transactions 2011
A.2.6. Consolidated financial accounts – revaluation changes 2011
A.2.7. Consolidated financial accounts – outstanding amounts 2011 (end of year)
A.2.8. Consolidated financial accounts – transactions 2012
A.2.9. Consolidated financial accounts – revaluation changes 2012
A.2.10. Consolidated financial accounts – outstanding amounts 2012 (end of year)
A.2.11. Consolidated financial accounts – transactions 2013
A.2.12. Consolidated financial accounts – revaluation changes 2013
A.2.13. Consolidated financial accounts – outstanding amounts 2013 (end of year)
A.2.14. Consolidated financial accounts – transactions 2014
A.2.15. Consolidated financial accounts – revaluation changes 2014
A.2.16. Consolidated financial accounts – outstanding amounts 2014 (end of year)

B) SEKTORSKE TABELE FINANČNIH RAČUNOV SLOVENIJE

B.1.	Nekonsolidirane
B.1.1.1.	Nekonsolidirani finančni računi - stanja 2013 (konec leta); S.11 - nefinančne družbe
B.1.1.2.	Nekonsolidirani finančni računi - transakcije 2014; S.11 - nefinančne družbe
B.1.1.3.	Nekonsolidirani finančni računi - vrednostne spremembe 2014; S.11 - nefinančne družbe
B.1.1.4.	Nekonsolidirani finančni računi - stanja 2014 (konec leta); S.11 - nefinančne družbe
B.1.2.1.	Nekonsolidirani finančni računi - stanja 2013 (konec leta); S.12 - finančne družbe
B.1.2.2.	Nekonsolidirani finančni računi - transakcije 2014; S.12 - finančne družbe
B.1.2.3.	Nekonsolidirani finančni računi - vrednostne spremembe 2014; S.12 - finančne družbe
B.1.2.4.	Nekonsolidirani finančni računi - stanja 2014 (konec leta); S.12 - finančne družbe
B.1.3.1.	Nekonsolidirani finančni računi - stanja 2013 (konec leta); S.122+S.123 - druge denarne finančne institucije
B.1.3.2.	Nekonsolidirani finančni računi - transakcije 2014; S.122+S.123 - druge denarne finančne institucije
B.1.3.3.	Nekonsolidirani finančni računi - vrednostne spremembe 2014; S.122+S.123 - druge denarne finančne institucije
B.1.3.4.	Nekonsolidirani finančni računi - stanja 2014 (konec leta); S.122+S.123 - druge denarne finančne institucije
B.1.4.1.	Nekonsolidirani finančni računi - stanja 2013 (konec leta); S.124+S.125+S.126+S.127 - drugi finančni posredniki
B.1.4.2.	Nekonsolidirani finančni računi - transakcije 2014; S.124+S.125+S.126+S.127 - drugi finančni posredniki
B.1.4.3.	Nekonsolidirani finančni računi - vrednostne spremembe 2014; S.124+S.125+S.126+S.127 - drugi finančni posredniki
B.1.4.4.	Nekonsolidirani finančni računi - stanja 2014 (konec leta); S.124+S.125+S.126+S.127 - drugi finančni posredniki
B.1.5.1.	Nekonsolidirani finančni računi - stanja 2013 (konec leta); S.128+S.129 – zavarovalne družbe in pokojninski skladi
B.1.5.2.	Nekonsolidirani finančni računi - transakcije 2014; S.128+S.129 – zavarovalne družbe in pokojninski skladi
B.1.5.3.	Nekonsolidirani finančni računi - vrednostne spremembe 2014; S.128+S.129 – zavarovalne družbe in pokojninski skladi
B.1.5.4.	Nekonsolidirani finančni računi - stanja 2014 (konec leta); S.128+S.129 – zavarovalne družbe in pokojninski skladi
B.1.6.1.	Nekonsolidirani finančni računi - stanja 2013 (konec leta); S.13 - država
B.1.6.2.	Nekonsolidirani finančni računi - transakcije 2014; S.13 - država
B.1.6.3.	Nekonsolidirani finančni računi - vrednostne spremembe 2014; S.13 - država
B.1.6.4.	Nekonsolidirani finančni računi - stanja 2014 (konec leta); S.13 - država
B.1.7.1.	Nekonsolidirani finančni računi - stanja 2013 (konec leta); S.14 - gospodinjstva
B.1.7.2.	Nekonsolidirani finančni računi - transakcije 2014; S.14 - gospodinjstva
B.1.7.3.	Nekonsolidirani finančni računi - vrednostne spremembe 2014; S.14 - gospodinjstva
B.1.7.4.	Nekonsolidirani finančni računi - stanja 2014 (konec leta); S.14 - gospodinjstva
B.1.8.1.	Nekonsolidirani finančni računi - stanja 2013 (konec leta); S.2 - tujina
B.1.8.2.	Nekonsolidirani finančni računi - transakcije 2014; S.2 - tujina
B.1.8.3.	Nekonsolidirani finančni računi - vrednostne spremembe 2014; S.2 - tujina
B.1.8.4.	Nekonsolidirani finančni računi - stanja 2014 (konec leta); S.2 - tujina

B) SECTORAL TABLES OF FINANCIAL ACCOUNTS FOR SLOVENIA

B.1.	Non-consolidated
B.1.1.1.	Non-consolidated financial accounts – outstanding amounts 2013 (end of year); S.11 – Non-financial corporations
B.1.1.2.	Non-consolidated financial accounts – transactions 2014; S.11 – Non-financial corporations
B.1.1.3.	Non-consolidated financial accounts – revaluation changes 2014; S.11 – Non-financial corporations
B.1.1.4.	Non-consolidated financial accounts – outstanding amounts 2014 (end of year); S.11 – Non-financial corporations
B.1.2.1.	Non-consolidated financial accounts – outstanding amounts 2013 (end of year); S.12 – Financial corporations
B.1.2.2.	Non-consolidated financial accounts – transactions 2014; S.12 – Financial corporations
B.1.2.3.	Non-consolidated financial accounts – revaluation changes 2014; S.12 – Financial corporations
B.1.2.4.	Non-consolidated financial accounts – outstanding amounts 2014 (end of year); S.12 – Financial corporations
B.1.3.1.	Non-consolidated financial accounts – outstanding amounts 2013 (end of year); S.122+S.123 – Other monetary financial institutions
B.1.3.2.	Non-consolidated financial accounts – transactions 2014; S.122+S.123 – Other monetary financial institutions
B.1.3.3.	Non-consolidated financial accounts – revaluation changes 2014; S.122+S.123 – Other monetary financial institutions
B.1.3.4.	Non-consolidated financial accounts – outstanding amounts 2014 (end of year); S.122+S.123 – Other monetary financial institutions
B.1.4.1.	Non-consolidated financial accounts – outstanding amounts 2013 (end of year); S.124+S.125+S.126+S.127 – Other financial intermediaries
B.1.4.2.	Non-consolidated financial accounts – transactions 2014; S.124+S.125+S.126+S.127 – Other financial intermediaries
B.1.4.3.	Non-consolidated financial accounts – revaluation changes 2014; S.124+S.125+S.126+S.127 – Other financial intermediaries
B.1.4.4.	Non-consolidated financial accounts – outstanding amounts 2014 (end of year) ; S.124+S.125+S.126+S.127 – Other financial intermediaries
B.1.5.1.	Non-consolidated financial accounts – outstanding amounts 2013 (end of year); S.128+S.129 – Insurance corporations and pension funds
B.1.5.2.	Non-consolidated financial accounts – transactions 2014; S.128+S.129 – Insurance corporations and pension funds
B.1.5.3.	Non-consolidated financial accounts – revaluation changes 2014; S.128+S.129 –Insurance corporations and pension funds
B.1.5.4.	Non-consolidated financial accounts – outstanding amounts 2014 (end of year); S.128+S.129 – Insurance corporations and pension funds
B.1.6.1.	Non-consolidated financial accounts – outstanding amounts 2013 (end of year); S.13 – General government
B.1.6.2.	Non-consolidated financial accounts – transactions 2014; S.13 – General government
B.1.6.3.	Non-consolidated financial accounts – revaluation changes 2014; S.13 – General government
B.1.6.4.	Non-consolidated financial accounts – outstanding amounts 2014 (end of year); S.13 – General government
B.1.7.1.	Non-consolidated financial accounts – outstanding amounts 2013 (end of year); S.14 – Households
B.1.7.2.	Non-consolidated financial accounts – transactions 2014; S.14 – Households
B.1.7.3.	Non-consolidated financial accounts – revaluation changes 2014; S.14 – Households
B.1.7.4.	Non-consolidated financial accounts – outstanding amounts 2014 (end of year); S.14 – Households
B.1.8.1.	Non-consolidated financial accounts – outstanding amounts 2013 (end of year); S.2 – Rest of the world
B.1.8.2.	Non-consolidated financial accounts – transactions 2014; S.2 – Rest of the world
B.1.8.3.	Non-consolidated financial accounts – revaluation changes 2014; S.2 – Rest of the world
B.1.8.4.	Non-consolidated financial accounts – outstanding amounts 2014 (end of year); S.2 – Rest of the world

A.1.1. Nekonsolidirani finančni računi - stanja 2009 (konec leta)

v mio EUR

A.1.1.

Oznaka	Finančni instrumenti	Institucionalni sektorji									
		S1	S11	S12	S121	S122+S123	S124	S125+S126 +S127	S128	S129	S13
F	**Finančna sredstva**	184.533	47.568	79.400	9.998	53.065	2.345	7.286	5.020	1.685	21.400
1	Denarno zlato in PPČ	294	0	294	294	0	0	0	0	0	0
2	Gotovina in vloge	37.685	4.081	9.398	3.382	4.884	201	192	374	365	7.304
21	Gotovina	2.305	71	272	2	267	0	2	0	0	4
22	Prenosljive vloge	9.124	1.598	1.690	3	1.514	64	91	12	7	209
29	Druge vloge	26.256	2.411	7.436	3.378	3.103	137	100	361	358	7.091
3	Dolžniški vrednostni papirji	17.421	324	16.179	4.364	7.863	225	27	2.640	1.059	422
31	Kratkoročni	2.025	69	1.949	0	1.864	0	3	82	0	0
32	Dolgoročni	15.396	255	14.230	4.364	6.000	225	24	2.558	1.059	422
4	Posojila	52.416	5.977	45.092	1.779	37.914	26	5.228	96	48	405
41	Kratkoročna	15.959	4.133	11.410	0	10.697	26	681	5	0	6
42	Dolgoročna	36.457	1.844	33.682	1.779	27.216	0	4.547	91	48	399
5	Lastniški kapital	46.482	19.194	6.694	81	1.868	1.885	1.225	1.424	210	10.093
511	Delnice, ki kotirajo	9.753	1.736	3.195	0	884	1.546	380	307	77	2.600
512	Delnice, ki ne kotirajo	12.648	6.098	1.729	23	665	101	575	324	41	3.679
519	Drug lastniški kapital	21.206	11.162	593	58	234	14	210	75	2	3.714
52	Delnice/enote investicijskih skladov	2.875	197	1.177	0	85	225	60	718	90	99
6	Zavarovanja in pokojninske sheme	5.570	450	260	0	41	0	1	218	0	10
61	Rezervacije iz neživljenjskih zavarovanj	1.471	450	260	0	41	0	1	218	0	10
62	Življenjska zavarovanja	2.066	0	0	0	0	0	0	0	0	0
63+64+65	Pokojninske pravice	2.034	0	0	0	0	0	0	0	0	0
7	Izvedeni finančni instrumenti	286	35	237	0	229	0	4	4	0	5
8	Druge terjatve	24.378	17.508	1.245	97	266	8	609	263	3	3.161
81	Komercialni krediti in predujmi	16.861	15.312	573	0	19	0	362	192	0	273
89	Drugo	7.517	2.196	673	97	247	8	247	71	3	2.888
F	**Obveznosti**	200.762	89.879	78.338	9.590	51.531	2.236	8.009	5.320	1.654	20.619
1	Denarno zlato in PPČ	235	0	235	235	0	0	0	0	0	0
2	Gotovina in vloge	40.717	0	37.661	8.537	29.124	0	0	0	0	3.056
21	Gotovina	3.536	0	3.536	3.536	0	0	0	0	0	0
22	Prenosljive vloge	12.294	0	12.294	4.634	7.659	0	0	0	0	0
29	Druge vloge	24.887	0	21.831	367	21.465	0	0	0	0	3.056
3	Dolžniški vrednostni papirji	17.008	827	4.082	0	4.016	0	11	56	0	12.099
331	Kratkoročni	823	60	14	0	7	0	7	0	0	749
332	Dolgoročni	16.185	767	4.069	0	4.009	0	4	56	0	11.350
4	Posojila	65.527	33.760	20.284	0	13.490	68	6.667	60	0	1.170
41	Kratkoročna	14.945	11.664	1.836	0	0	52	1.770	14	0	22
42	Dolgoročna	50.582	22.097	18.449	0	13.490	16	4.897	46	0	1.148
5	Lastniški kapital	47.960	37.080	9.349	683	4.336	2.147	1.036	1.118	30	1.531
511	Delnice, ki kotirajo	8.462	6.704	1.758	0	689	0	356	713	0	0
512	Delnice, ki ne kotirajo	15.169	9.494	4.210	0	3.633	6	186	360	25	1.465
519	Drug lastniški kapital	22.236	20.882	1.288	683	0	61	494	45	5	66
52	Delnice/enote investicijskih skladov	2.094	0	2.094	0	14	2.080	0	0	0	0
6	Zavarovanja in pokojninske sheme	5.544	0	5.544	0	0	0	0	3.926	1.618	0
61	Rezervacije iz neživljenjskih zavarovanj	1.533	0	1.533	0	0	0	0	1.533	0	0
62	Življenjska zavarovanja	1.975	0	1.975	0	0	0	0	1.975	0	0
63+64+65	Pokojninske pravice	2.036	0	2.036	0	0	0	0	418	1.618	0
7	Izvedeni finančni instrumenti	406	151	255	7	237	0	10	0	0	0
8	Druge obveznosti	23.365	18.061	927	127	328	21	285	160	6	2.762
81	Komercialni krediti in predujmi	16.384	13.923	321	2	38	0	173	108	0	1.041
89	Drugo	6.981	4.138	607	125	290	21	113	52	6	1.721
	Neto finančna sredstva	-16.229	-42.311	1.061	408	1.535	109	-722	-300	31	781
		Gospodarstvo Slovenije/ *Total economy*	Nefinančne družbe/ *Non-financial corporations*	Finančne družbe/ *Financial corporations*	Centralna banka/ *Central Bank*	Druge denarne finančne institucije/ *Other monetary financial institutions*	Investicijski skladi razen MMF/ *Non-MMF investment funds*	Drugi finančni posredniki razen skladov/ *Other financial intermediaries except funds*	Zavarovalne družbe/ *Insurance corporations*	Pokojninski skladi/ *Pension funds*	Država/ *General government*
		S1	S11	S12	S121	S122+S123	S124	S125+S126 +S127	S128	S129	S13

Non-consolidated financial accounts - outstanding amounts 2009 (end of year) A.1.1.

EUR millions

A.1.1.

Institutional sectors											
S1311	S1313	S1314	S14	S15	S2	S21	S2111	S2112	S22	Financial Instruments	Code
18.261	1.214	1.925	35.624	541	50.305	45.087	37.669	7.418	5.218	**Financial Assets**	F
0	0	0	0	0	235	0	0	0	235	Monetary gold and SDRs	1
6.792	351	161	16.586	315	9.741	9.283	9.212	71	457	Currency and deposits	2
0	4	0	1.958	0	1.252	1.252	1.252	0	0	Currency	21
94	111	4	5.493	134	3.598	3.433	3.406	28	164	Transferable deposits	22
6.698	236	157	9.136	182	4.891	4.599	4.555	44	293	Other deposits	29
210	1	211	438	57	8.909	8.337	5.298	3.039	572	Debt securities	3
0	0	0	6	0	0	0	0	0	0	Short-term	31
210	1	211	432	57	8.909	8.337	5.298	3.039	572	Long-term	32
391	13	1	934	8	18.266	17.424	14.154	3.271	842	Loans	4
4	2	0	406	5	910	753	684	69	157	Short-term	41
388	11	1	529	3	17.356	16.671	13.469	3.202	685	Long-term	42
8.421	476	1.195	10.412	90	8.125	6.289	5.847	442	1.836	Equity	5
1.764	11	826	2.214	8	623	372	322	51	250	Listed shares	511
3.408	77	194	1.100	43	3.286	2.465	2.373	92	821	Unlisted shares	512
3.214	383	116	5.710	27	4.199	3.443	3.144	299	757	Other equity	519
36	5	59	1.388	13	18	9	8	1	8	Investment fund shares/units	52
7	0	3	4.850	1	98	62	39	23	36	Insurance and pension schemes	6
7	0	3	751	1	92	61	38	23	31	Non-life technical reserves	61
0	0	0	2.066	0	3	1	0	0	2	Life insurance	62
0	0	0	2.034	0	2	0	0	0	2	Pension entitlements	63+64+65
5	0	0	9	0	209	180	133	47	29	Financial derivatives	7
2.435	372	354	2.395	70	4.723	3.511	2.987	524	1.212	Other accounts receivable	8
104	147	21	685	19	4.360	3.294	2.784	510	1.066	Trade credits and advances	81
2.332	224	333	1.710	50	363	217	203	14	146	Other	89
18.068	1.153	1.397	11.784	142	34.076	20.603	17.968	2.635	13.473	**Liabilities**	
0	0	0	0	0	294	0	0	0	294	Monetary gold and SDRs	1
3.056	0	0	0	0	6.708	5.993	5.511	482	716	Currency and deposits	2
0	0	0	0	0	21	2	0	2	18	Currency	21
0	0	0	0	0	428	348	290	58	81	Transferable deposits	22
3.056	0	0	0	0	6.260	5.643	5.220	422	617	Other deposits	29
12.099	0	0	0	0	9.321	8.026	7.240	786	1.295	Debt securities	3
749	0	0	0	0	1.202	1.192	1.161	31	10	Short-term	31
11.350	0	0	0	0	8.119	6.834	6.080	755	1.285	Long-term	32
637	531	3	10.210	102	5.156	1.276	963	313	3.880	Loans	4
1	21	0	1.395	28	1.925	641	473	168	1.284	Short-term	41
636	510	3	8.815	74	3.231	635	490	145	2.596	Long-term	42
286	0	1.245	0	0	6.647	2.169	1.823	346	4.478	Equity	5
0	0	0	0	0	1.914	637	506	132	1.277	Listed shares	511
220	0	1.245	0	0	765	307	200	107	458	Unlisted shares	512
66	0	0	0	0	3.169	639	551	88	2.530	Other equity	519
0	0	0	0	0	799	585	566	19	214	Investment fund shares/units	52
0	0	0	0	0	124	115	100	15	9	Insurance and pension schemes	6
0	0	0	0	0	30	26	19	7	4	Non-life technical reserves	61
0	0	0	0	0	94	89	80	8	5	Life insurance	62
0	0	0	0	0	0	0	0	0	0	Pension entitlements	63+64+65
0	0	0	0	0	90	77	54	24	12	Financial derivatives	7
1.991	622	149	1.574	40	5.736	2.948	2.277	670	2.788	Other accounts payable	8
677	338	27	1.066	32	4.837	2.294	1.659	635	2.543	Trade credits and advances	81
1.314	284	122	507	8	899	654	618	35	245	Other	89
193	60	528	23.840	399	16.230	24.484	19.701	4.783	-8.254	**Net financial assets**	
Centralna država/ *Central government*	Lokalna država/ *Local government*	Skladi socialne varnosti/ *Social security funds*	Gospodinjstva/ *Households*	Nepr.instit., ki opravljajo storitve za gospod./ *Non-profit institutions serving households*	Tujina/ *Rest of the world*	Evropska unija/ *European Union*	Evroobmočje/ *Euro area*	Ostala EU/ *Other EU*	Ostali svet/ *Others*		
S1311	S1313	S1314	S14	S15	S2	S21	S2111	S2112	S22		

A.1.2. Nekonsolidirani finančni računi - transakcije 2010

v mio EUR

A.1.2.

Oznaka	Finančni instrumenti	Institucionalni sektorji									
		S1	S11	S12	S121	S122+S123	S124	S125+S126 +S127	S128	S129	S13
F	**Finančna sredstva**	-3.140	-49	-2.423	-1.453	-1.036	2	-549	377	235	-1.717
1	Denarno zlato in PPČ	0	0	0	0	0	0	0	0	0	0
2	Gotovina in vloge	-2.719	184	-1.462	234	-1.845	-38	-38	115	111	-2.105
21	Gotovina	122	10	-15	1	-14	0	-2	0	0	-2
22	Prenosljive vloge	318	283	-500	39	-537	-7	-5	10	1	50
29	Druge vloge	-3.159	-109	-947	195	-1.293	-31	-32	105	110	-2.153
3	Dolžniški vrednostni papirji	-210	-24	-188	179	-559	4	-12	164	35	11
31	Kratkoročni	-1.182	-19	-1.160	0	-1.088	2	0	-81	8	0
32	Dolgoročni	972	-5	972	179	529	3	-12	245	27	11
4	Posojila	-142	371	-645	-1.752	1.510	1	-416	14	-2	102
41	Kratkoročna	-1.164	39	-1.210	0	-1.151	1	-81	21	0	0
42	Dolgoročna	1.022	332	565	-1.752	2.661	0	-335	-6	-2	103
5	Lastniški kapital	-46	-262	310	5	110	29	-41	116	91	-1
511	Delnice, ki kotirajo	-32	-14	31	0	7	62	-48	3	7	-15
512	Delnice, ki ne kotirajo	-46	-128	98	0	73	-7	21	11	-1	2
519	Drug lastniški kapital	-103	-89	6	5	25	1	3	-28	0	-15
52	Delnice/enote investicijskih skladov	135	-31	175	0	5	-27	-17	129	85	27
6	Zavarovanja in pokojninske sheme	414	-13	-31	0	2	0	0	-33	0	-1
61	Rezervacije iz neživljenjskih zavarovanj	-16	-13	-31	0	2	0	0	-33	0	-1
62	Življenjska zavarovanja	175	0	0	0	0	0	0	0	0	0
63+64+65	Pokojninske pravice	255	0	0	0	0	0	0	0	0	0
7	Izvedeni finančni instrumenti	-259	-36	-220	-19	-200	0	0	0	0	0
8	Druge terjatve	-180	-269	-188	-100	-53	6	-42	1	0	275
81	Komercialni krediti in predujmi	-247	-192	-67	0	-21	0	-53	7	0	26
89	Drugo	67	-77	-121	-100	-32	6	12	-6	0	249
F	**Obveznosti**	-1.851	252	-3.114	-1.597	-1.573	-9	-400	249	215	359
1	Denarno zlato in PPČ	0	0	0	0	0	0	0	0	0	0
2	Gotovina in vloge	-3.131	0	-2.023	-1.430	-593	0	0	0	0	-1.108
21	Gotovina	154	0	154	154	0	0	0	0	0	0
22	Prenosljive vloge	-907	0	-907	-1.739	831	0	0	0	0	0
29	Druge vloge	-2.379	0	-1.270	154	-1.425	0	0	0	0	-1.108
3	Dolžniški vrednostni papirji	1.880	-17	1.045	0	1.059	0	-7	-7	0	852
331	Kratkoročni	-733	-10	2	0	8	0	-7	0	0	-724
332	Dolgoročni	2.613	-6	1.043	0	1.051	0	-1	-7	0	1.576
4	Posojila	-904	265	-2.218	0	-1.877	-24	-319	1	2	445
41	Kratkoročna	-1.372	-1.010	-350	0	0	-22	-325	-3	0	15
42	Dolgoročna	468	1.275	-1.869	0	-1.878	-3	6	4	2	430
5	Lastniški kapital	237	248	-10	0	13	19	-53	11	0	0
511	Delnice, ki kotirajo	24	29	-5	0	0	0	-5	0	0	0
512	Delnice, ki ne kotirajo	8	-20	27	0	14	0	2	11	0	0
519	Drug lastniški kapital	189	238	-50	0	0	0	-50	0	0	0
52	Delnice/enote investicijskih skladov	17	0	17	0	-2	19	0	0	0	0
6	Zavarovanja in pokojninske sheme	443	0	443	0	0	0	0	230	213	0
61	Rezervacije iz neživljenjskih zavarovanj	16	0	16	0	0	0	0	16	0	0
62	Življenjska zavarovanja	172	0	172	0	0	0	0	172	0	0
63+64+65	Pokojninske pravice	255	0	255	0	0	0	0	43	213	0
7	Izvedeni finančni instrumenti	-385	-165	-219	-70	-153	0	3	0	0	0
8	Druge obveznosti	9	-79	-131	-97	-22	-3	-24	14	1	171
81	Komercialni krediti in predujmi	-115	-142	-18	1	1	0	-28	8	0	-3
89	Drugo	124	63	-113	-98	-22	-3	3	6	1	174
	Neto finančne transakcije	-1.290	-301	691	143	537	11	-149	129	19	-2.076
		Gospodarstvo Slovenije/ *Total economy*	Nefinančne družbe/ *Non-financial corporations*	Finančne družbe/ *Financial corporations*	Centralna banka/ *Central Bank*	Druge denarne finančne institucije/ *Other monetary financial institutions*	Investicijski skladi razen MMF/ *Non-MMF investment funds*	Drugi finančni posredniki razen skladov/ *Other financial intermediaries except funds*	Zavarovalne družbe/ *Insurance corporations*	Pokojninski skladi/ *Pension funds*	Država/ *General government*
		S1	S11	S12	S121	S122+S123	S124	S125+S126 +S127	S128	S129	S13

Non-consolidated financial accounts - transactions 2010 A.1.2.

EUR millions

A.1.2.

Institutional sectors											
S1311	S1313	S1314	S14	S15	S2	S21	S2111	S2112	S22	Financial Instruments	Code
-1.649	-8	-60	1.051	-2	324	72	-1.066	1.138	252	**Financial Assets**	F
0	0	0	0	0	0	0	0	0	0	Monetary gold and SDRs	1
-2.009	-24	-71	664	-1	-1.814	-1.755	-1.765	10	-59	Currency and deposits	2
0	-2	0	129	0	33	33	33	0	0	Currency	21
7	42	0	475	10	-1.240	-1.258	-1.247	-11	18	Transferable deposits	22
-2.017	-65	-71	60	-11	-608	-530	-551	21	-77	Other deposits	29
25	-1	-13	2	-11	2.188	2.311	1.164	1.146	-123	Debt securities	3
0	0	0	-4	0	0	0	0	0	0	Short-term	31
25	-1	-13	6	-11	2.188	2.311	1.164	1.146	-123	Long-term	32
104	-2	0	26	5	-623	-766	-621	-145	142	Loans	4
0	0	0	6	2	-113	-67	-242	175	-46	Short-term	41
104	-2	0	20	3	-510	-699	-379	-320	189	Long-term	42
1	-16	14	-88	-4	335	140	62	78	194	Equity	5
-5	0	-10	-32	-2	171	90	47	43	81	Listed shares	511
2	0	0	-18	1	18	47	47	0	-29	Unlisted shares	512
2	-17	0	-5	0	148	3	-33	36	144	Other equity	519
3	0	24	-33	-4	-2	0	0	0	-2	Investment fund shares/units	52
-1	0	0	458	0	17	7	-1	8	11	Insurance and pension schemes	6
-1	0	0	28	0	19	6	-1	7	13	Non-life technical reserves	61
0	0	0	175	0	-2	0	0	0	-2	Life insurance	62
0	0	0	255	0	0	0	0	0	0	Pension entitlements	63+64+65
0	0	0	-2	0	-188	-184	-142	-43	-4	Financial derivatives	7
230	34	11	-8	9	410	319	237	83	91	Other accounts receivable	8
19	11	-4	-18	4	442	329	246	83	113	Trade credits and advances	81
211	24	14	10	5	-32	-10	-9	0	-23	Other	89
184	95	80	637	16	-966	-795	-722	-73	-171	**Liabilities**	
0	0	0	0	0	0	0	0	0	0	Monetary gold and SDRs	1
-1.108	0	0	0	0	-1.401	-1.314	-1.103	-212	-87	Currency and deposits	2
0	0	0	0	0	1	1	0	1	0	Currency	21
0	0	0	0	0	-14	-81	-59	-22	67	Transferable deposits	22
-1.108	0	0	0	0	-1.388	-1.234	-1.044	-190	-155	Other deposits	29
852	0	0	0	0	97	176	23	153	-78	Debt securities	3
-724	0	0	0	0	-450	-456	-435	-22	7	Short-term	31
1.576	0	0	0	0	547	632	458	174	-85	Long-term	32
291	104	50	599	5	139	144	172	-28	-5	Loans	4
9	6	0	-28	1	95	13	42	-29	82	Short-term	41
283	97	50	628	4	44	131	130	1	-87	Long-term	42
0	0	0	0	0	52	-57	10	-66	108	Equity	5
0	0	0	0	0	115	16	20	-4	99	Listed shares	511
0	0	0	0	0	-35	-59	-16	-43	23	Unlisted shares	512
0	0	0	0	0	-144	-104	-87	-17	-40	Other equity	519
0	0	0	0	0	116	90	92	-3	27	Investment fund shares/units	52
0	0	0	0	0	-11	-9	-7	-2	-3	Insurance and pension schemes	6
0	0	0	0	0	-13	-11	-7	-5	-1	Non-life technical reserves	61
0	0	0	0	0	1	3	0	3	-1	Life insurance	62
0	0	0	0	0	0	0	0	0	0	Pension entitlements	63+64+65
0	0	0	0	0	-62	-60	-46	-14	-2	Financial derivatives	7
149	-9	30	37	11	221	325	229	96	-104	Other accounts payable	8
14	-34	17	34	14	311	312	222	89	-1	Trade credits and advances	81
135	26	13	4	-3	-90	13	6	7	-102	Other	89
-1.834	-103	-140	415	-18	1.290	867	-343	1.210	423	**Net financial transactions**	
Centralna država/ *Central government*	Lokalna država/ *Local government*	Skladi socialne varnosti/ *Social security funds*	Gospodinjstva/ *Households*	Nepr.instit., ki opravljajo storitve za gospod./ *Non-profit institutions serving households*	Tujina/ *Rest of the world*	Evropska unija/ *European Union*	Evroobmočje/ *Euro area*	Ostala EU/ *Other EU*	Ostali svet/ *Others*		
S1311	S1313	S1314	S14	S15	S2	S21	S2111	S2112	S22		

A.1.3. Nekonsolidirani finančni računi - vrednostne spremembe 2010

v mio EUR

A.1.3.

Oznaka	Finančni instrumenti	Institucionalni sektorji									
		S1	S11	S12	S121	S122+S123	S124	S125+S126 +S127	S128	S129	S13
F	**Finančna sredstva**	-528	-2.051	135	22	318	34	-265	-1	28	1.295
1	Denarno zlato in PPČ	43	0	43	43	0	0	0	0	0	0
2	Gotovina in vloge	134	-105	1	-28	22	-3	6	-1	3	191
21	Gotovina	-2	-4	2	0	2	0	0	0	0	0
22	Prenosljive vloge	56	-31	11	-38	11	1	32	5	0	10
29	Druge vloge	80	-70	-13	10	9	-4	-26	-6	3	181
3	Dolžniški vrednostni papirji	55	22	10	-28	-2	2	-1	14	25	26
31	Kratkoročni	-27	14	-41	0	-40	0	0	-1	0	0
32	Dolgoročni	82	8	51	-28	38	2	-1	15	25	26
4	Posojila	-280	-308	95	0	251	0	-150	-6	0	-40
41	Kratkoročna	-547	-505	-24	0	-7	0	-13	-4	0	-1
42	Dolgoročna	268	197	119	0	258	0	-137	-2	0	-40
5	Lastniški kapital	39	-797	-282	4	-209	34	-101	-11	0	1.216
511	Delnice, ki kotirajo	-1.264	-284	-209	0	-89	23	-109	-23	-11	-560
512	Delnice, ki ne kotirajo	1.101	-377	-69	4	-52	-14	13	-20	0	1.544
519	Drug lastniški kapital	22	-142	-70	0	-71	-1	6	-3	0	217
52	Delnice/enote investicijskih skladov	181	5	65	0	3	26	-10	36	11	15
6	Zavarovanja in pokojninske sheme	167	1	-1	0	0	0	0	-1	0	0
61	Rezervacije iz neživljenjskih zavarovanj	0	1	-1	0	0	0	0	-1	0	0
62	Življenjska zavarovanja	69	0	0	0	0	0	0	0	0	0
63+64+65	Pokojninske pravice	98	0	0	0	0	0	0	0	0	0
7	Izvedeni finančni instrumenti	335	30	302	20	285	0	-3	1	0	0
8	Druge terjatve	-1.022	-895	-33	11	-29	0	-18	2	0	-98
81	Komercialni krediti in predujmi	-827	-825	6	0	11	0	-7	2	0	18
89	Drugo	-195	-70	-40	11	-40	0	-11	-1	0	-116
F	**Obveznosti**	-261	-483	453	163	390	87	-170	-103	88	-268
1	Denarno zlato in PPČ	15	0	15	15	0	0	0	0	0	0
2	Gotovina in vloge	250	0	240	6	234	0	0	0	0	10
21	Gotovina	-4	0	-4	-4	0	0	0	0	0	0
22	Prenosljive vloge	145	0	145	3	142	0	0	0	0	0
29	Druge vloge	110	0	100	7	93	0	0	0	0	10
3	Dolžniški vrednostni papirji	208	31	6	0	6	0	0	0	0	171
331	Kratkoročni	16	16	0	0	0	0	0	0	0	0
332	Dolgoročni	192	15	6	0	6	0	0	0	0	172
4	Posojila	-194	-437	64	0	97	0	-32	0	0	89
41	Kratkoročna	-564	-468	-39	0	0	0	-39	0	0	-1
42	Dolgoročna	370	31	103	0	97	0	7	0	0	90
5	Lastniški kapital	-59	687	-249	59	-71	81	-132	-190	4	-496
511	Delnice, ki kotirajo	-1.482	-1.102	-379	0	-64	0	-84	-231	0	0
512	Delnice, ki ne kotirajo	1.139	1.807	35	0	-6	2	17	18	4	-704
519	Drug lastniški kapital	207	-18	18	59	0	2	-66	23	0	208
52	Delnice/enote investicijskih skladov	77	0	77	0	0	77	0	0	0	0
6	Zavarovanja in pokojninske sheme	167	0	167	0	0	0	0	83	84	0
61	Rezervacije iz neživljenjskih zavarovanj	1	0	1	0	0	0	0	1	0	0
62	Življenjska zavarovanja	68	0	68	0	0	0	0	68	0	0
63+64+65	Pokojninske pravice	98	0	98	0	0	0	0	14	84	0
7	Izvedeni finančni instrumenti	531	206	325	74	254	0	-2	0	0	0
8	Druge obveznosti	-1.180	-969	-115	10	-130	6	-3	3	0	-43
81	Komercialni krediti in predujmi	-870	-834	4	0	0	0	3	2	0	0
89	Drugo	-310	-135	-119	10	-130	6	-6	2	0	-43
	Neto vrednostne spremembe	-267	-1.569	-318	-141	-72	-53	-95	102	-60	1.564
		Gospodarstvo Slovenije/ *Total economy*	Nefinančne družbe/ *Non-financial corporations*	Finančne družbe/ *Financial corporations*	Centralna banka/ *Central Bank*	Druge denarne finančne institucije/ *Other monetary financial institutions*	Investicijski skladi razen MMF/ *Non-MMF investment funds*	Drugi finančni posredniki razen skladov/ *Other financial intermediaries except funds*	Zavarovalne družbe/ *Insurance corporations*	Pokojninski skladi/ *Pension funds*	Država/ *General government*
		S1	S11	S12	S121	S122+S123	S124	S125+S126 +S127	S128	S129	S13

Non-consolidated financial accounts - revaluation changes 2010 A.1.3.

EUR millions

A.1.3.

Institutional sectors											
S1311	S1313	S1314	S14	S15	S2	S21	S2111	S2112	S22	Financial Instruments	Code
1.416	15	-136	92	1	896	445	3.399	-2.954	451	**Financial Assets**	F
0	0	0	0	0	15	0	0	0	15	Monetary gold and SDRs	1
182	6	3	47	1	55	42	42	0	13	Currency and deposits	2
0	0	0	0	0	0	0	0	0	0	Currency	21
7	3	0	63	2	7	0	0	0	7	Transferable deposits	22
175	3	4	-16	-1	48	42	42	0	6	Other deposits	29
12	0	14	-6	3	156	-113	2.844	-2.957	269	Debt securities	3
0	0	0	0	0	0	0	0	0	0	Short-term	31
12	0	14	-6	3	156	-113	2.844	-2.957	269	Long-term	32
-38	-2	0	-27	0	258	137	254	-116	121	Loans	4
0	-1	0	-18	0	67	68	55	12	0	Short-term	41
-38	-2	0	-9	0	191	70	198	-129	121	Long-term	42
1.352	12	-148	-100	3	175	150	170	-20	24	Equity	5
-399	-2	-159	-211	0	-89	-68	-51	-16	-21	Listed shares	511
1.556	-9	-2	0	2	16	-8	-13	5	24	Unlisted shares	512
193	24	1	18	-1	247	225	233	-8	22	Other equity	519
2	0	13	93	2	1	1	1	0	0	Investment fund shares/units	52
0	0	0	167	0	0	0	0	0	0	Insurance and pension schemes	6
0	0	0	0	0	0	0	0	0	0	Non-life technical reserves	61
0	0	0	69	0	0	0	0	0	0	Life insurance	62
0	0	0	98	0	0	0	0	0	0	Pension entitlements	63+64+65
0	0	0	1	0	292	295	153	142	-3	Financial derivatives	7
-91	0	-6	10	-5	-54	-67	-64	-3	13	Other accounts receivable	8
19	1	-2	-25	-1	-25	-59	-45	-15	35	Trade credits and advances	81
-110	-2	-4	35	-4	-29	-7	-19	12	-21	Other	89
323	1	-593	32	5	630	258	168	90	372	**Liabilities**	
0	0	0	0	0	43	0	0	0	43	Monetary gold and SDRs	1
10	0	0	0	0	-61	-37	-30	-7	-24	Currency and deposits	2
0	0	0	0	0	2	0	0	0	2	Currency	21
0	0	0	0	0	-82	-48	-48	0	-33	Transferable deposits	22
10	0	0	0	0	19	12	18	-7	7	Other deposits	29
171	0	0	0	0	3	-40	-56	16	43	Debt securities	3
0	0	0	0	0	-43	-33	-27	-7	-9	Short-term	31
172	0	0	0	0	46	-6	-29	23	52	Long-term	32
90	-1	0	87	3	172	78	71	8	94	Loans	4
-1	0	0	-55	0	84	56	53	3	28	Short-term	41
91	-1	0	142	3	88	22	17	5	66	Long-term	42
97	0	-593	0	0	272	140	99	41	132	Equity	5
0	0	0	0	0	129	5	-11	16	125	Listed shares	511
-110	0	-593	0	0	-22	3	-15	18	-25	Unlisted shares	512
208	0	0	0	0	61	60	59	1	1	Other equity	519
0	0	0	0	0	104	72	67	5	32	Investment fund shares/units	52
0	0	0	0	0	0	0	0	0	0	Insurance and pension schemes	6
0	0	0	0	0	-1	-1	0	0	0	Non-life technical reserves	61
0	0	0	0	0	1	1	1	0	0	Life insurance	62
0	0	0	0	0	0	0	0	0	0	Pension entitlements	63+64+65
0	0	0	0	0	95	100	73	27	-5	Financial derivatives	7
-45	2	0	-55	2	104	15	10	5	89	Other accounts payable	8
0	0	0	-41	1	18	21	19	1	-3	Trade credits and advances	81
-45	2	0	-14	1	86	-6	-9	3	91	Other	89
1.093	14	457	59	-3	267	188	3.231	-3.044	79	**Net revaluation changes**	
Centralna država/ *Central government*	Lokalna država/ *Local government*	Skladi socialne varnosti/ *Social security funds*	Gospodinjstva/ *Households*	Nepr.instit., ki opravljajo storitve za gospod./ *Non-profit institutions serving households*	Tujina/ *Rest of the world*	Evropska unija/ *European Union*	Evroobmočje/ *Euro area*	Ostala EU/ *Other EU*	Ostali svet/ *Others*		
S1311	S1313	S1314	S14	S15	S2	S21	S2111	S2112	S22		

A.1.4. Nekonsolidirani finančni računi - stanja 2010 (konec leta)

v mio EUR

A.1.4.

Oznaka	Finančni instrumenti	Institucionalni sektorji									
		S1	S11	S12	S121	S122+S123	S124	S125+S126 +S127	S128	S129	S13
F	**Finančna sredstva**	180.865	45.468	77.111	8.566	52.348	2.381	6.472	5.396	1.948	20.978
1	Denarno zlato in PPČ	337	0	337	337	0	0	0	0	0	0
2	Gotovina in vloge	35.100	4.160	7.937	3.588	3.061	160	160	488	479	5.390
21	Gotovina	2.425	77	259	3	255	0	0	0	0	3
22	Prenosljive vloge	9.499	1.851	1.202	4	987	58	119	27	8	268
29	Druge vloge	23.177	2.232	6.477	3.582	1.819	102	42	461	471	5.119
3	Dolžniški vrednostni papirji	17.266	322	16.001	4.515	7.302	232	15	2.819	1.119	460
31	Kratkoročni	815	64	748	0	735	2	3	0	8	0
32	Dolgoročni	16.450	258	15.252	4.515	6.567	229	11	2.819	1.111	460
4	Posojila	51.995	6.040	44.542	27	39.675	27	4.662	105	46	467
41	Kratkoročna	14.247	3.667	10.176	0	9.538	27	588	22	0	5
42	Dolgoročna	37.747	2.373	34.366	27	30.136	0	4.074	83	46	462
5	Lastniški kapital	46.476	18.134	6.722	91	1.769	1.948	1.084	1.529	301	11.308
511	Delnice, ki kotirajo	8.457	1.438	3.017	0	802	1.632	223	288	72	2.025
512	Delnice, ki ne kotirajo	13.703	5.593	1.757	27	686	80	609	315	40	5.226
519	Drug lastniški kapital	21.125	10.932	529	64	188	13	219	43	2	3.917
52	Delnice/enote investicijskih skladov	3.191	171	1.418	0	93	223	33	883	186	141
6	Zavarovanja in pokojninske sheme	6.152	438	229	0	43	0	1	184	0	9
61	Rezervacije iz neživljenjskih zavarovanj	1.456	438	229	0	43	0	1	184	0	9
62	Življenjska zavarovanja	2.310	0	0	0	0	0	0	0	0	0
63+64+65	Pokojninske pravice	2.386	0	0	0	0	0	0	0	0	0
7	Izvedeni finančni instrumenti	362	30	319	0	314	0	1	4	0	5
8	Druge terjatve	23.176	16.344	1.024	8	184	14	550	266	3	3.339
81	Komercialni krediti in predujmi	15.788	14.295	512	0	9	0	301	202	0	317
89	Drugo	7.389	2.049	512	7	175	14	248	64	3	3.022
F	**Obveznosti**	198.651	89.649	75.678	8.156	50.347	2.313	7.439	5.465	1.957	20.710
1	Denarno zlato in PPČ	250	0	250	250	0	0	0	0	0	0
2	Gotovina in vloge	37.835	0	35.878	7.113	28.765	0	0	0	0	1.958
21	Gotovina	3.686	0	3.686	3.686	0	0	0	0	0	0
22	Prenosljive vloge	11.531	0	11.531	2.899	8.633	0	0	0	0	0
29	Druge vloge	22.618	0	20.661	528	20.132	0	0	0	0	1.958
3	Dolžniški vrednostni papirji	19.096	841	5.133	0	5.081	0	4	49	0	13.122
331	Kratkoročni	106	66	15	0	15	0	0	0	0	25
332	Dolgoročni	18.990	775	5.118	0	5.065	0	4	49	0	13.097
4	Posojila	64.429	33.589	18.130	0	11.709	43	6.316	60	2	1.705
41	Kratkoročna	13.009	10.186	1.447	0	0	30	1.406	11	0	36
42	Dolgoročna	51.420	23.403	16.683	0	11.709	13	4.910	49	2	1.668
5	Lastniški kapital	48.139	38.014	9.090	742	4.278	2.247	850	939	34	1.035
511	Delnice, ki kotirajo	7.004	5.631	1.373	0	625	0	267	482	0	0
512	Delnice, ki ne kotirajo	16.316	11.282	4.273	0	3.641	8	205	389	29	762
519	Drug lastniški kapital	22.632	21.102	1.257	742	0	63	379	68	5	273
52	Delnice/enote investicijskih skladov	2.188	0	2.188	0	12	2.175	0	0	0	0
6	Zavarovanja in pokojninske sheme	6.155	0	6.155	0	0	0	0	4.240	1.914	0
61	Rezervacije iz neživljenjskih zavarovanj	1.550	0	1.550	0	0	0	0	1.550	0	0
62	Življenjska zavarovanja	2.216	0	2.216	0	0	0	0	2.216	0	0
63+64+65	Pokojninske pravice	2.389	0	2.389	0	0	0	0	474	1.914	0
7	Izvedeni finančni instrumenti	553	192	361	11	338	0	11	0	0	0
8	Druge obveznosti	22.194	17.013	682	40	176	23	258	177	7	2.890
81	Komercialni krediti in predujmi	15.399	12.947	306	2	39	0	148	118	0	1.038
89	Drugo	6.796	4.066	375	38	138	23	110	60	7	1.852
	Neto finančna sredstva	-17.786	-44.180	1.434	410	2.000	67	-966	-69	-9	268
		Gospodarstvo Slovenije/ *Total economy*	Nefinančne družbe/ *Non-financial corporations*	Finančne družbe/ *Financial corporations*	Centralna banka/ *Central Bank*	Druge denarne finančne institucije/ *Other monetary financial institutions*	Investicijski skladi razen MMF/ *Non-MMF investment funds*	Drugi finančni posredniki razen skladov/ *Other financial intermediaries except funds*	Zavarovalne družbe/ *Insurance corporations*	Pokojninski skladi/ *Pension funds*	Država/ *General government*
		S1	S11	S12	S121	S122+S123	S124	S125+S126 +S127	S128	S129	S13

Non-consolidated financial accounts - outstanding amounts 2010 (end of year) A.1.4.

EUR millions

A.1.4.

Institutional sectors											
S1311	S1313	S1314	S14	S15	S2	S21	S2111	S2112	S22	Financial Instruments	Code
18.028	1.221	1.729	36.767	540	51.526	45.604	40.002	5.602	5.922	**Financial Assets**	F
0	0	0	0	0	250	0	0	0	250	Monetary gold and SDRs	1
4.965	332	93	17.297	316	7.982	7.571	7.489	82	411	Currency and deposits	2
1	2	0	2.087	0	1.285	1.285	1.285	0	0	Currency	21
108	156	4	6.031	146	2.365	2.176	2.159	17	190	Transferable deposits	22
4.856	174	90	9.179	170	4.332	4.110	4.046	65	221	Other deposits	29
247	1	213	435	48	11.253	10.534	9.306	1.228	719	Debt securities	3
0	0	0	3	0	0	0	0	0	0	Short-term	31
247	0	213	432	48	11.253	10.534	9.306	1.228	719	Long-term	32
458	9	0	933	13	17.901	16.796	13.786	3.010	1.105	Loans	4
4	1	0	393	7	865	754	498	256	111	Short-term	41
454	8	0	540	6	17.036	16.042	13.288	2.753	994	Long-term	42
9.774	473	1.061	10.223	89	8.634	6.580	6.080	501	2.054	Equity	5
1.360	9	657	1.970	6	705	395	318	77	310	Listed shares	511
4.966	68	192	1.081	46	3.320	2.504	2.407	96	816	Unlisted shares	512
3.409	391	117	5.722	25	4.593	3.671	3.344	327	922	Other equity	519
40	5	95	1.449	11	16	11	10	1	6	Investment fund shares/units	52
6	1	3	5.475	1	115	68	38	31	47	Insurance and pension schemes	6
6	1	3	779	1	112	67	37	30	44	Non-life technical reserves	61
0	0	0	2.310	0	2	1	0	1	1	Life insurance	62
0	0	0	2.386	0	2	0	0	0	2	Pension entitlements	63+64+65
5	0	0	8	0	312	291	144	147	21	Financial derivatives	7
2.574	406	359	2.396	74	5.079	3.763	3.159	604	1.316	Other accounts receivable	8
142	159	16	642	22	4.777	3.563	2.985	579	1.214	Trade credits and advances	81
2.433	246	343	1.754	52	302	200	175	25	102	Other	89
18.576	1.250	884	12.453	163	33.740	20.066	17.413	2.652	13.674	**Liabilities**	
0	0	0	0	0	337	0	0	0	337	Monetary gold and SDRs	1
1.958	0	0	0	0	5.246	4.641	4.378	263	605	Currency and deposits	2
0	0	0	0	0	24	3	0	3	21	Currency	21
0	0	0	0	0	332	218	183	35	114	Transferable deposits	22
1.958	0	0	0	0	4.890	4.420	4.195	225	470	Other deposits	29
13.122	0	0	0	0	9.422	8.162	7.207	955	1.260	Debt securities	3
25	0	0	0	0	709	702	699	3	8	Short-term	31
13.097	0	0	0	0	8.713	7.460	6.508	952	1.252	Long-term	32
1.018	634	52	10.896	109	5.467	1.498	1.206	292	3.969	Loans	4
9	28	0	1.311	29	2.104	710	569	141	1.394	Short-term	41
1.009	607	52	9.585	81	3.363	788	637	151	2.575	Long-term	42
383	0	652	0	0	6.972	2.253	1.932	321	4.719	Equity	5
0	0	0	0	0	2.159	658	515	143	1.500	Listed shares	511
110	0	652	0	0	707	252	169	83	455	Unlisted shares	512
273	0	0	0	0	3.087	596	523	73	2.491	Other equity	519
0	0	0	0	0	1.019	747	725	22	272	Investment fund shares/units	52
0	0	0	0	0	113	106	93	13	7	Insurance and pension schemes	6
0	0	0	0	0	17	14	12	2	3	Non-life technical reserves	61
0	0	0	0	0	96	92	81	12	4	Life insurance	62
0	0	0	0	0	0	0	0	0	0	Pension entitlements	63+64+65
0	0	0	0	0	122	118	81	37	5	Financial derivatives	7
2.095	616	179	1.556	53	6.061	3.288	2.516	771	2.773	Other accounts payable	8
691	303	44	1.060	47	5.166	2.627	1.901	726	2.539	Trade credits and advances	81
1.404	312	135	497	6	895	661	615	46	234	Other	89
-548	-29	845	24.314	378	17.786	25.538	22.589	2.950	-7.752	**Net financial assets**	
Centralna država/ *Central government*	Lokalna država/ *Local government*	Skladi socialne varnosti/ *Social security funds*	Gospodinjstva/ *Households*	Nepr.insti., ki opravljajo storitve za gospod./ *Non-profit institutions serving households*	Tujina/ *Rest of the world*	Evropska unija/ *European Union*	Evroobmočje/ *Euro area*	Ostala EU/ *Other EU*	Ostali svet/ *Others*		
S1311	S1313	S1314	S14	S15	S2	S21	S2111	S2112	S22		

A.1.5. Nekonsolidirani finančni računi - transakcije 2011

v mio EUR

A.1.5.

Oznaka	Finančni instrumenti	Institucionalni sektorji									
		S1	S11	S12	S121	S122+S123	S124	S125+S126 +S127	S128	S129	S13
F	**Finančna sredstva**	3.400	246	1.066	1.794	-647	-116	-521	441	115	1.950
1	Denarno zlato in PPČ	11	0	11	11	0	0	0	0	0	0
2	Gotovina in vloge	2.154	0	285	-109	204	-18	40	100	68	1.491
21	Gotovina	128	17	5	-1	5	0	1	0	0	-1
22	Prenosljive vloge	627	-28	378	-3	419	1	-23	-15	0	66
29	Druge vloge	1.398	11	-98	-105	-220	-19	63	115	68	1.426
3	Dolžniški vrednostni papirji	335	-1	435	412	-99	9	13	78	21	-113
31	Kratkoročni	-396	2	-400	0	-429	1	4	4	20	0
32	Dolgoročni	731	-3	835	412	331	9	9	74	1	-113
4	Posojila	1.015	534	320	1.492	-687	-1	-530	25	20	263
41	Kratkoročna	-574	288	-805	0	-804	-1	1	-1	0	-2
42	Dolgoročna	1.589	247	1.125	1.492	117	0	-531	26	20	266
5	Lastniški kapital	267	161	210	5	102	-100	-43	242	5	80
511	Delnice, ki kotirajo	-149	93	-64	0	13	-108	-4	53	-19	-83
512	Delnice, ki ne kotirajo	236	-79	144	0	70	1	-16	89	-1	158
519	Drug lastniški kapital	216	168	19	5	30	1	-26	10	-1	9
52	Delnice/enote investicijskih skladov	-36	-21	111	0	-12	6	2	89	25	-3
6	Zavarovanja in pokojninske sheme	176	0	-3	0	-2	0	0	-2	0	0
61	Rezervacije iz neživljenjskih zavarovanj	-12	0	-3	0	-2	0	0	-2	0	0
62	Življenjska zavarovanja	109	0	0	0	0	0	0	0	0	0
63+64+65	Pokojninske pravice	79	0	0	0	0	0	0	0	0	0
7	Izvedeni finančni instrumenti	-265	-94	-170	-21	-160	0	10	1	0	-1
8	Druge terjatve	-294	-355	-22	3	-5	-6	-11	-2	0	230
81	Komercialni krediti in predujmi	-433	-376	-57	0	-2	0	-49	-6	0	73
89	Drugo	139	21	35	3	-3	-6	38	4	0	157
F	**Obveznosti**	4.511	161	-66	1.648	-1.493	-100	-508	300	87	4.374
1	Denarno zlato in PPČ	0	0	0	0	0	0	0	0	0	0
2	Gotovina in vloge	1.545	0	794	1.687	-893	0	0	0	0	750
21	Gotovina	218	0	218	218	0	0	0	0	0	0
22	Prenosljive vloge	1.103	0	1.103	895	208	0	0	0	0	0
29	Druge vloge	223	0	-527	574	-1.101	0	0	0	0	750
3	Dolžniški vrednostni papirji	2.182	-7	-828	0	-826	0	-2	-1	0	3.017
331	Kratkoročni	154	7	143	0	143	0	0	0	0	3
332	Dolgoročni	2.028	-14	-971	0	-969	0	-2	-1	0	3.014
4	Posojila	611	697	-286	0	311	-6	-587	-2	-2	122
41	Kratkoročna	-265	-86	-125	0	0	-8	-124	7	0	-6
42	Dolgoročna	876	783	-161	0	311	2	-463	-10	-2	128
5	Lastniški kapital	402	94	308	0	178	-85	48	167	0	0
511	Delnice, ki kotirajo	125	-11	136	0	104	0	32	0	0	0
512	Delnice, ki ne kotirajo	171	-58	229	0	61	0	1	167	0	0
519	Drug lastniški kapital	185	163	22	0	0	7	16	0	0	0
52	Delnice/enote investicijskih skladov	-79	0	-79	0	13	-92	0	0	0	0
6	Zavarovanja in pokojninske sheme	205	0	205	0	0	0	0	136	69	0
61	Rezervacije iz neživljenjskih zavarovanj	15	0	15	0	0	0	0	15	0	0
62	Življenjska zavarovanja	111	0	111	0	0	0	0	111	0	0
63+64+65	Pokojninske pravice	79	0	79	0	0	0	0	10	69	0
7	Izvedeni finančni instrumenti	-390	-122	-267	-41	-231	0	4	1	0	0
8	Druge obveznosti	-44	-500	8	1	-33	-8	29	-1	19	484
81	Komercialni krediti in predujmi	-518	-448	14	3	7	0	11	-6	0	-44
89	Drugo	474	-52	-6	-2	-39	-8	19	5	19	528
	Neto finančne transakcije	-1.111	84	1.132	147	846	-17	-13	141	28	-2.425
		Gospodarstvo Slovenije/ *Total economy*	Nefinančne družbe/ *Non-financial corporations*	Finančne družbe/ *Financial corporations*	Centralna banka/ *Central Bank*	Druge denarne finančne institucije/ *Other monetary financial institutions*	Investicijski skladi razen MMF/ *Non-MMF investment funds*	Drugi finančni posredniki razen skladov/ *Other financial intermediaries except funds*	Zavarovalne družbe/ *Insurance corporations*	Pokojninski skladi/ *Pension funds*	Država/ *General government*
		S1	S11	S12	S121	S122+S123	S124	S125+S126 +S127	S128	S129	S13

Non-consolidated financial accounts - transactions 2011 A.1.5.

EUR millions

A.1.5.

Institutional sectors											
S1311	S1313	S1314	S14	S15	S2	S21	S2111	S2112	S22	Financial Instruments	Code
1.888	5	56	153	-15	1.221	510	345	165	712	**Financial Assets**	F
0	0	0	0	0	0	0	0	0	0	Monetary gold and SDRs	1
1.429	-1	63	383	-5	-414	-388	-392	3	-25	Currency and deposits	2
-1	-1	0	107	0	92	92	92	0	0	Currency	21
79	-13	0	200	10	642	651	647	4	-10	Transferable deposits	22
1.350	13	63	76	-15	-1.148	-1.132	-1.131	-1	-16	Other deposits	29
-16	0	-97	20	-6	1.929	1.645	1.195	451	283	Debt securities	3
0	0	0	2	0	150	150	150	0	0	Short-term	31
-16	0	-97	19	-6	1.779	1.495	1.045	451	283	Long-term	32
265	-1	0	-93	-10	-360	-580	-363	-217	220	Loans	4
-2	-1	0	-50	-5	182	156	134	22	26	Short-term	41
266	-1	0	-43	-5	-542	-736	-497	-239	194	Long-term	42
-19	6	93	-183	-1	82	130	90	39	-48	Equity	5
-31	0	-52	-94	-2	160	74	30	44	86	Listed shares	511
6	0	152	9	4	-54	70	74	-4	-124	Unlisted shares	512
2	6	0	20	0	-26	-15	-14	-1	-11	Other equity	519
4	0	-7	-118	-4	2	1	1	0	1	Investment fund shares/units	52
1	0	0	180	0	27	12	3	9	14	Insurance and pension schemes	6
1	0	0	-9	0	27	12	3	9	15	Non-life technical reserves	61
0	0	0	109	0	0	0	0	0	0	Life insurance	62
0	0	0	79	0	0	0	0	0	0	Pension entitlements	63+64+65
-1	0	0	0	0	-174	-169	-95	-74	-5	Financial derivatives	7
230	2	-3	-154	7	132	-140	-93	-47	272	Other accounts receivable	8
69	-1	5	-71	-2	-41	-115	-75	-39	74	Trade credits and advances	81
161	3	-8	-83	9	173	-25	-18	-8	198	Other	89
4.324	-10	60	62	-20	110	416	377	39	-305	**Liabilities**	
0	0	0	0	0	11	0	0	0	11	Monetary gold and SDRs	1
750	0	0	0	0	196	181	290	-109	15	Currency and deposits	2
0	0	0	0	0	2	0	0	0	2	Currency	21
0	0	0	0	0	166	143	122	21	23	Transferable deposits	22
750	0	0	0	0	27	38	168	-130	-11	Other deposits	29
3.017	0	0	0	0	82	207	86	121	-125	Debt securities	3
3	0	0	0	0	-400	-404	-401	-4	4	Short-term	31
3.014	0	0	0	0	482	611	487	125	-129	Long-term	32
66	56	0	84	-6	43	366	293	73	-323	Loans	4
-4	-2	0	-48	0	-127	210	119	91	-337	Short-term	41
70	59	0	132	-6	170	156	174	-18	14	Long-term	42
0	0	0	0	0	-53	-27	3	-29	-27	Equity	5
0	0	0	0	0	-114	-42	-35	-7	-72	Listed shares	511
0	0	0	0	0	11	-9	6	-15	20	Unlisted shares	512
0	0	0	0	0	4	-35	-35	0	39	Other equity	519
0	0	0	0	0	45	60	67	-8	-15	Investment fund shares/units	52
0	0	0	0	0	-2	-1	0	-1	-1	Insurance and pension schemes	6
0	0	0	0	0	1	0	-1	1	1	Non-life technical reserves	61
0	0	0	0	0	-2	-1	1	-2	-2	Life insurance	62
0	0	0	0	0	0	0	0	0	0	Pension entitlements	63+64+65
0	0	0	-1	0	-48	-65	-56	-9	17	Financial derivatives	7
490	-66	60	-22	-14	-119	-246	-239	-7	127	Other accounts payable	8
-5	-48	9	-24	-15	44	-75	-75	0	119	Trade credits and advances	81
495	-18	51	3	1	-162	-171	-164	-7	8	Other	89
-2.436	15	-4	92	5	1.111	94	-32	126	1.017	**Net financial transactions**	
	Centralna država/ *Central government*	Lokalna država/ *Local government*	Skladi socialne varnosti/ *Social security funds*	Gospodinjstva/ *Households*	Nepr.inštit., ki opravljajo storitve za gospod./ *Non-profit institutions serving households*	Tujina/ *Rest of the world*	Evropska unija/ *European Union*	Evroobmočje/ *Euro area*	Ostala EU/ *Other EU*		
S1311	S1313	S1314	S14	S15	S2	S21	S2111	S2112	S22		

A.1.6. Nekonsolidirani finančni računi - vrednostne spremembe 2011

v mio EUR

A.1.6.

Oznaka	Finančni instrumenti	Institucionalni sektorji									
		S1	S11	S12	S121	S122+S123	S124	S125+S126 +S127	S128	S129	S13
F	**Finančna sredstva**	-4.194	-1.197	-1.322	-133	-217	-389	-215	-347	-20	-265
1	Denarno zlato in PPČ	23	0	23	23	0	0	0	0	0	0
2	Gotovina in vloge	254	-25	60	11	21	0	13	6	9	111
21	Gotovina	-9	-10	2	0	2	0	0	0	0	-1
22	Prenosljive vloge	94	31	31	3	16	0	13	-1	0	-18
29	Druge vloge	169	-46	27	8	3	0	0	7	9	130
3	Dolžniški vrednostni papirji	-547	-36	-484	-183	-152	0	-2	-147	-1	-10
31	Kratkoročni	16	-10	25	0	23	0	0	2	0	0
32	Dolgoročni	-562	-26	-510	-183	-175	0	-2	-149	-1	-10
4	Posojila	332	370	64	1	87	-5	-18	-1	0	32
41	Kratkoročna	400	-110	582	0	641	-5	-53	0	0	0
42	Dolgoročna	-68	481	-518	1	-553	0	35	-1	0	32
5	Lastniški kapital	-3.830	-1.093	-1.132	-6	-320	-386	-183	-208	-28	-419
511	Delnice, ki kotirajo	-2.309	-461	-736	0	-200	-321	-116	-84	-16	-645
512	Delnice, ki ne kotirajo	-1.260	-1.033	-151	-6	-71	-28	-35	-7	-4	-45
519	Drug lastniški kapital	146	407	-78	0	-43	-4	-28	-5	2	285
52	Delnice/enote investicijskih skladov	-406	-6	-167	0	-7	-33	-5	-112	-10	-14
6	Zavarovanja in pokojninske sheme	-116	5	0	0	0	0	0	0	0	0
61	Rezervacije iz neživljenjskih zavarovanj	-37	5	0	0	0	0	0	0	0	0
62	Življenjska zavarovanja	-85	0	0	0	0	0	0	0	0	0
63+64+65	Pokojninske pravice	6	0	0	0	0	0	0	0	0	0
7	Izvedeni finančni instrumenti	293	91	201	21	182	0	0	-1	0	0
8	Druge terjatve	-604	-510	-55	0	-35	2	-24	3	0	21
81	Komercialni krediti in predujmi	-615	-616	31	0	1	0	27	2	0	4
89	Drugo	11	107	-85	0	-36	2	-52	1	0	17
F	**Obveznosti**	-5.326	-2.784	-864	21	-157	-343	-152	-242	8	-1.609
1	Denarno zlato in PPČ	6	0	6	6	0	0	0	0	0	0
2	Gotovina in vloge	260	0	260	-7	267	0	0	0	0	0
21	Gotovina	-12	0	-12	-12	0	0	0	0	0	0
22	Prenosljive vloge	22	0	22	0	21	0	0	0	0	0
29	Druge vloge	250	0	250	4	246	0	0	0	0	0
3	Dolžniški vrednostni papirji	-1.865	-52	-4	0	-4	0	0	0	0	-1.809
331	Kratkoročni	15	-11	26	0	26	0	0	0	0	0
332	Dolgoročni	-1.880	-41	-29	0	-30	0	0	0	0	-1.809
4	Posojila	248	89	7	0	34	0	-26	0	0	171
41	Kratkoročna	268	243	25	0	0	0	23	2	0	10
42	Dolgoročna	-20	-153	-17	0	34	0	-50	-2	0	161
5	Lastniški kapital	-3.566	-2.261	-1.345	-8	-703	-340	-125	-171	2	40
511	Delnice, ki kotirajo	-2.263	-1.363	-900	0	-486	0	-219	-195	0	0
512	Delnice, ki ne kotirajo	-1.297	-1.150	-84	0	-217	1	111	19	2	-64
519	Drug lastniški kapital	313	251	-42	-8	0	-21	-17	5	0	104
52	Delnice/enote investicijskih skladov	-319	0	-319	0	0	-319	0	0	0	0
6	Zavarovanja in pokojninske sheme	-63	0	-63	0	0	0	0	-69	6	0
61	Rezervacije iz neživljenjskih zavarovanj	13	0	13	0	0	0	0	13	0	0
62	Življenjska zavarovanja	-82	0	-82	0	0	0	0	-82	0	0
63+64+65	Pokojninske pravice	6	0	6	0	0	0	0	0	6	0
7	Izvedeni finančni instrumenti	318	77	239	33	206	0	1	-1	0	0
8	Druge obveznosti	-664	-637	34	-2	43	-3	-1	-3	0	-11
81	Komercialni krediti in predujmi	-737	-708	-8	-4	-6	0	1	1	0	14
89	Drugo	73	71	42	2	49	-3	-1	-4	0	-25
	Neto vrednostne spremembe	1.132	1.586	-458	-155	-61	-46	-63	-104	-28	1.344
		Gospodarstvo Slovenije/ *Total economy*	Nefinančne družbe/ *Non-financial corporations*	Finančne družbe/ *Financial corporations*	Centralna banka/ *Central Bank*	Druge denarne finančne institucije/ *Other monetary financial institutions*	Investicijski skladi razen MMF/ *Non-MMF investment funds*	Drugi finančni posredniki razen skladov/ *Other financial intermediaries except funds*	Zavarovalne družbe/ *Insurance corporations*	Pokojninski skladi/ *Pension funds*	Država/ *General government*
		S1	S11	S12	S121	S122+S123	S124	S125+S126 +S127	S128	S129	S13

Non-consolidated financial accounts - revaluation changes 2011 A.1.6.

EUR millions

A.1.6.

Institutional sectors											
S1311	S1313	S1314	S14	S15	S2	S21	S2111	S2112	S22	Financial Instruments	Code
-67	65	-263	-1.408	-2	-1.504	-897	-1.528	630	-607	**Financial Assets**	F
0	0	0	0	0	6	0	0	0	6	Monetary gold and SDRs	1
101	7	3	108	0	78	85	83	1	-7	Currency and deposits	2
0	-1	0	0	0	0	0	0	0	0	Currency	21
-23	5	0	53	-3	-3	3	3	0	-7	Transferable deposits	22
124	4	3	55	3	81	81	80	1	0	Other deposits	29
-12	0	2	-16	-1	-1.487	-1.383	-1.204	-179	-105	Debt securities	3
0	0	0	0	0	0	0	0	0	0	Short-term	31
-12	0	2	-16	-1	-1.487	-1.383	-1.204	-179	-105	Long-term	32
29	4	0	-134	0	-3	430	-425	855	-433	Loans	4
0	0	0	-72	0	17	15	39	-24	2	Short-term	41
29	4	0	-63	0	-20	415	-464	879	-435	Long-term	42
-198	47	-268	-1.185	-1	-263	-185	-112	-73	-78	Equity	5
-427	-5	-213	-466	-1	-268	-202	-148	-54	-66	Listed shares	511
11	-5	-50	-34	2	-89	-66	-61	-5	-23	Unlisted shares	512
227	58	0	-467	0	96	84	98	-15	13	Other equity	519
-8	-1	-5	-218	-1	-2	-1	-1	0	-1	Investment fund shares/units	52
0	0	0	-120	0	50	50	0	50	0	Insurance and pension schemes	6
0	0	0	-42	0	50	50	0	50	0	Non-life technical reserves	61
0	0	0	-85	0	0	0	0	0	0	Life insurance	62
0	0	0	6	0	0	0	0	0	0	Pension entitlements	63+64+65
0	0	0	0	0	138	137	160	-23	1	Financial derivatives	7
13	7	1	-61	0	-24	-32	-30	-1	8	Other accounts receivable	8
3	1	0	-34	0	-73	-67	-64	-3	-6	Trade credits and advances	81
10	6	1	-27	0	50	36	34	2	14	Other	89
-1.420	5	-194	-63	-6	-373	-77	-55	-21	-296	**Liabilities**	
0	0	0	0	0	23	0	0	0	23	Monetary gold and SDRs	1
0	0	0	0	0	72	55	57	-2	17	Currency and deposits	2
0	0	0	0	0	2	1	0	1	1	Currency	21
0	0	0	0	0	69	71	70	1	-1	Transferable deposits	22
0	0	0	0	0	0	-17	-13	-4	17	Other deposits	29
-1.809	0	0	0	0	-169	-120	-137	17	-49	Debt securities	3
0	0	0	0	0	1	5	-3	8	-4	Short-term	31
-1.809	0	0	0	0	-170	-125	-134	9	-45	Long-term	32
164	7	0	-21	1	81	63	68	-4	18	Loans	4
15	-5	0	-15	6	149	-20	-13	-6	169	Short-term	41
149	12	0	-6	-5	-68	83	81	2	-151	Long-term	42
233	1	-194	0	0	-526	-243	-196	-47	-283	Equity	5
0	0	0	0	0	-314	-114	-94	-20	-200	Listed shares	511
131	0	-194	0	0	-52	-39	-19	-19	-14	Unlisted shares	512
103	1	0	0	0	-71	-18	-12	-7	-52	Other equity	519
0	0	0	0	0	-89	-72	-71	-1	-17	Investment fund shares/units	52
0	0	0	0	0	-3	-2	-1	-1	-1	Insurance and pension schemes	6
0	0	0	0	0	0	0	0	0	0	Non-life technical reserves	61
0	0	0	0	0	-3	-2	-1	-1	-1	Life insurance	62
0	0	0	0	0	0	0	0	0	0	Pension entitlements	63+64+65
0	0	0	1	0	114	123	101	23	-10	Financial derivatives	7
-8	-3	0	-43	-7	36	47	53	-7	-11	Other accounts payable	8
14	0	0	-28	-7	48	49	51	-3	-1	Trade credits and advances	81
-22	-3	0	-14	-1	-12	-2	2	-4	-10	Other	89
1.353	60	-68	-1.345	4	-1.132	-820	-1.472	652	-311	**Net revaluation changes**	
Centralna država/ *Central government*	Lokalna država/ *Local government*	Skladi socialne varnosti/ *Social security funds*	Gospodinjstva/ *Households*	Nepr.instit., ki opravljajo storitve za gospod./ *Non-profit institutions serving households*	Tujina/ *Rest of the world*	Evropska unija/ *European Union*	Evroobmočje/ *Euro area*	Ostala EU/ *Other EU*	Ostali svet/ Others		
S1311	S1313	S1314	S14	S15	S2	S21	S2111	S2112	S22		

A.1.7. Nekonsolidirani finančni računi - stanja 2011 (konec leta)

v mio EUR

A.1.7.

Oznaka	Finančni instrumenti	Institucionalni sektorji									
		S1	S11	S12	S121	S122+S123	S124	S125+S126 +S127	S128	S129	S13
F	**Finančna sredstva**	180.070	44.516	76.856	10.227	51.484	1.875	5.737	5.491	2.042	22.663
1	Denarno zlato in PPČ	372	0	372	372	0	0	0	0	0	0
2	Gotovina in vloge	37.508	4.134	8.282	3.491	3.286	141	213	594	556	6.992
21	Gotovina	2.544	83	266	2	263	0	1	0	0	0
22	Prenosljive vloge	10.220	1.854	1.611	4	1.421	58	108	12	8	317
29	Druge vloge	24.744	2.196	6.406	3.485	1.602	83	105	583	548	6.675
3	Dolžniški vrednostni papirji	17.054	286	15.951	4.744	7.051	241	26	2.750	1.139	337
31	Kratkoročni	435	57	374	0	329	3	8	6	29	0
32	Dolgoročni	16.620	229	15.578	4.744	6.723	239	19	2.744	1.111	337
4	Posojila	53.341	6.945	44.926	1.520	39.075	22	4.114	129	67	763
41	Kratkoročna	14.073	3.845	9.953	0	9.375	22	536	21	0	3
42	Dolgoročna	39.268	3.100	34.973	1.520	29.700	0	3.578	108	67	760
5	Lastniški kapital	42.914	17.202	5.801	90	1.550	1.462	857	1.563	277	10.969
511	Delnice, ki kotirajo	5.999	1.071	2.218	0	616	1.203	103	258	38	1.297
512	Delnice, ki ne kotirajo	12.679	4.481	1.751	21	685	54	558	398	36	5.339
519	Drug lastniški kapital	21.487	11.507	470	69	175	10	165	48	3	4.210
52	Delnice/enote investicijskih skladov	2.748	144	1.362	0	74	196	31	860	201	124
6	Zavarovanja in pokojninske sheme	6.213	443	225	0	41	0	1	183	0	9
61	Rezervacije iz neživljenjskih zavarovanj	1.406	443	225	0	41	0	1	183	0	9
62	Življenjska zavarovanja	2.335	0	0	0	0	0	0	0	0	0
63+64+65	Pokojninske pravice	2.472	0	0	0	0	0	0	0	0	0
7	Izvedeni finančni instrumenti	390	28	350	0	336	0	10	4	0	4
8	Druge terjatve	22.278	15.480	947	10	144	9	514	267	3	3.590
81	Komercialni krediti in predujmi	14.739	13.302	486	0	8	0	280	198	0	394
89	Drugo	7.539	2.177	461	10	136	9	234	70	3	3.195
F	**Obveznosti**	197.836	87.026	74.747	9.825	48.698	1.871	6.780	5.523	2.052	23.475
1	Denarno zlato in PPČ	256	0	256	256	0	0	0	0	0	0
2	Gotovina in vloge	39.640	0	36.932	8.793	28.140	0	0	0	0	2.708
21	Gotovina	3.893	0	3.893	3.893	0	0	0	0	0	0
22	Prenosljive vloge	12.656	0	12.656	3.794	8.862	0	0	0	0	0
29	Druge vloge	23.092	0	20.384	1.106	19.278	0	0	0	0	2.708
3	Dolžniški vrednostni papirji	19.413	782	4.301	0	4.251	0	2	49	0	14.330
331	Kratkoročni	275	63	184	0	184	0	0	0	0	28
332	Dolgoročni	19.139	719	4.117	0	4.067	0	2	49	0	14.302
4	Posojila	65.288	34.375	17.851	0	12.054	37	5.703	57	0	1.998
41	Kratkoročna	13.012	10.342	1.347	0	0	22	1.306	20	0	40
42	Dolgoročna	52.276	24.033	16.505	0	12.054	15	4.397	38	0	1.957
5	Lastniški kapital	44.975	35.847	8.053	734	3.753	1.822	773	936	36	1.075
511	Delnice, ki kotirajo	4.866	4.257	609	0	243	0	79	287	0	0
512	Delnice, ki ne kotirajo	15.189	10.074	4.417	0	3.485	9	316	576	31	698
519	Drug lastniški kapital	23.130	21.516	1.237	734	0	49	377	73	5	377
52	Delnice/enote investicijskih skladov	1.790	0	1.790	0	26	1.764	0	0	0	0
6	Zavarovanja in pokojninske sheme	6.297	0	6.297	0	0	0	0	4.308	1.989	0
61	Rezervacije iz neživljenjskih zavarovanj	1.578	0	1.578	0	0	0	0	1.578	0	0
62	Življenjska zavarovanja	2.245	0	2.245	0	0	0	0	2.245	0	0
63+64+65	Pokojninske pravice	2.474	0	2.474	0	0	0	0	485	1.989	0
7	Izvedeni finančni instrumenti	480	147	332	3	313	0	16	0	0	0
8	Druge obveznosti	21.487	15.876	724	38	187	12	286	173	26	3.363
81	Komercialni krediti in predujmi	14.144	11.791	312	1	39	0	159	112	0	1.009
89	Drugo	7.342	4.086	412	37	148	12	127	61	26	2.355
	Neto finančna sredstva	-17.765	-42.510	2.109	402	2.786	5	-1.043	-32	-9	-812
		Gospodarstvo Slovenije/ *Total economy*	Nefinančne družbe/ *Non-financial corporations*	Finančne družbe/ *Financial corporations*	Centralna banka/ *Central Bank*	Druge denarne finančne institucije/ *Other monetary financial institutions*	Investicijski skladi razen MMF/ *Non-MMF investment funds*	Drugi finančni posredniki razen skladov/ *Other financial intermediaries except funds*	Zavarovalne družbe/ *Insurance corporations*	Pokojninski skladi/ *Pension funds*	Država/ *General government*
		S1	S11	S12	S121	S122+S123	S124	S125+S126 +S127	S128	S129	S13

Non-consolidated financial accounts - outstanding amounts 2011 (end of year) A.1.7.

EUR millions

A.1.7.

Institutional sectors											
S1311	S1313	S1314	S14	S15	S2	S21	S2111	S2112	S22	Financial Instruments	Code
19.849	1.291	1.523	35.513	523	51.243	45.216	38.819	6.397	6.026	**Financial Assets**	F
0	0	0	0	0	256	0	0	0	256	Monetary gold and SDRs	1
6.494	339	159	17.789	311	7.646	7.267	7.181	86	379	Currency and deposits	2
0	0	0	2.194	0	1.377	1.377	1.377	0	0	Currency	21
165	148	4	6.284	154	3.004	2.831	2.809	22	173	Transferable deposits	22
6.329	191	155	9.310	157	3.265	3.060	2.995	65	205	Other deposits	29
218	0	118	439	41	11.694	10.797	9.296	1.500	897	Debt securities	3
0	0	0	4	0	150	150	150	0	0	Short-term	31
218	0	118	435	41	11.544	10.647	9.146	1.500	897	Long-term	32
751	11	0	705	3	17.538	16.646	12.998	3.648	892	Loans	4
2	1	0	271	2	1.064	926	671	255	138	Short-term	41
749	11	0	434	1	16.474	15.720	12.327	3.393	753	Long-term	42
9.558	525	886	8.855	86	8.453	6.525	6.058	467	1.928	Equity	5
901	4	392	1.410	3	597	267	200	67	330	Listed shares	511
4.982	63	294	1.057	52	3.176	2.508	2.420	88	668	Unlisted shares	512
3.638	455	117	5.276	25	4.664	3.740	3.429	311	924	Other equity	519
37	4	83	1.112	6	16	10	10	1	6	Investment fund shares/units	52
6	0	2	5.535	1	192	131	41	90	61	Insurance and pension schemes	6
6	0	2	728	1	189	130	40	90	59	Non-life technical reserves	61
0	0	0	2.335	0	1	1	0	0	0	Life insurance	62
0	0	0	2.472	0	2	0	0	0	2	Pension entitlements	63+64+65
4	0	0	9	0	277	259	209	50	17	Financial derivatives	7
2.818	415	357	2.181	81	5.187	3.591	3.036	555	1.595	Other accounts receivable	8
214	160	21	537	20	4.663	3.381	2.845	536	1.282	Trade credits and advances	81
2.604	255	336	1.644	61	524	210	191	20	314	Other	89
21.480	1.245	750	12.451	136	33.477	20.404	17.735	2.670	13.072	**Liabilities**	
0	0	0	0	0	372	0	0	0	372	Monetary gold and SDRs	1
2.708	0	0	0	0	5.514	4.877	4.725	152	637	Currency and deposits	2
0	0	0	0	0	28	4	0	4	25	Currency	21
0	0	0	0	0	568	431	374	57	136	Transferable deposits	22
2.708	0	0	0	0	4.918	4.442	4.351	91	476	Other deposits	29
14.330	0	0	0	0	9.335	8.249	7.156	1.093	1.086	Debt securities	3
28	0	0	0	0	310	302	295	7	8	Short-term	31
14.302	0	0	0	0	9.025	7.947	6.861	1.086	1.078	Long-term	32
1.248	697	52	10.959	105	5.591	1.928	1.567	361	3.663	Loans	4
20	20	0	1.248	35	2.126	900	675	225	1.226	Short-term	41
1.228	677	52	9.711	70	3.465	1.028	892	136	2.438	Long-term	42
616	1	458	0	0	6.392	1.983	1.739	244	4.409	Equity	5
0	0	0	0	0	1.730	502	386	116	1.228	Listed shares	511
240	0	458	0	0	666	204	155	49	462	Unlisted shares	512
376	1	0	0	0	3.021	542	476	66	2.478	Other equity	519
0	0	0	0	0	974	734	721	13	240	Investment fund shares/units	52
0	0	0	0	0	108	104	92	12	4	Insurance and pension schemes	6
0	0	0	0	0	17	14	11	3	3	Non-life technical reserves	61
0	0	0	0	0	91	90	81	9	1	Life insurance	62
0	0	0	0	0	0	0	0	0	0	Pension entitlements	63+64+65
0	0	0	0	0	188	176	126	50	12	Financial derivatives	7
2.577	547	240	1.492	32	5.978	3.089	2.331	758	2.889	Other accounts payable	8
700	255	53	1.007	26	5.257	2.601	1.877	723	2.657	Trade credits and advances	81
1.877	292	186	485	5	721	488	453	35	233	Other	89
-1.631	46	773	23.061	386	17.766	24.812	21.085	3.727	-7.046	**Net financial assets**	
Centralna država/ *Central government*	Lokalna država/ *Local government*	Skladi socialne varnosti/ *Social security funds*	Gospodinjstva/ *Households*	Nepr.instit., ki opravljajo storitve za gospod./ *Non-profit institutions serving households*	Tujina/ *Rest of the world*	Evropska unija/ *European Union*	Evroobmočje/ *Euro area*	Ostala EU/ *Other EU*	Ostali svet/ Others		
S1311	S1313	S1314	S14	S15	S2	S21	S2111	S2112	S22		

A.1.8. Nekonsolidirani finančni računi - transakcije 2012

v mio EUR

A.1.8.

Oznaka	Finančni instrumenti	Institucionalni sektorji									
		S1	S11	S12	S121	S122+S123	S124	S125+S126 +S127	S128	S129	S13
F	**Finančna sredstva**	-736	-931	558	2.355	-1.468	-111	-452	299	-66	-129
1	Denarno zlato in PPČ	-1	0	-1	-1	0	0	0	0	0	0
2	Gotovina in vloge	-1.168	-126	-142	6	18	-9	54	-105	-107	-916
21	Gotovina	114	-15	22	1	21	0	-1	0	0	0
22	Prenosljive vloge	488	60	303	0	280	-9	2	26	5	58
29	Druge vloge	-1.770	-172	-467	5	-284	0	53	-130	-111	-974
3	Dolžniški vrednostni papirji	-141	-1	-150	142	-514	-11	4	253	-25	49
31	Kratkoročni	370	1	343	0	218	8	-2	64	55	12
32	Dolgoročni	-511	-2	-494	142	-732	-19	6	189	-80	37
4	Posojila	1.505	-325	820	2.220	-913	1	-469	-4	-15	987
41	Kratkoročna	-162	-122	-40	0	-64	1	26	-3	0	3
42	Dolgoročna	1.667	-203	860	2.220	-849	0	-495	-1	-15	984
5	Lastniški kapital	222	145	105	5	-8	-92	-6	128	78	64
511	Delnice, ki kotirajo	-99	-10	-13	0	48	-71	-3	15	-2	-13
512	Delnice, ki ne kotirajo	127	67	-84	0	-45	-2	-40	1	2	137
519	Drug lastniški kapital	179	111	107	5	41	1	43	17	0	-70
52	Delnice/enote investicijskih skladov	15	-22	96	0	-52	-21	-5	95	78	9
6	Zavarovanja in pokojninske sheme	23	-11	41	0	-4	0	-1	46	0	0
61	Rezervacije iz neživljenjskih zavarovanj	-8	-11	41	0	-4	0	-1	46	0	0
62	Življenjska zavarovanja	103	0	0	0	0	0	0	0	0	0
63+64+65	Pokojninske pravice	-73	0	0	0	0	0	0	0	0	0
7	Izvedeni finančni instrumenti	-204	-34	-168	-15	-150	0	-3	0	0	-1
8	Druge terjatve	-971	-579	54	-2	103	1	-31	-19	2	-311
81	Komercialni krediti in predujmi	-515	-420	-38	0	-7	0	-38	5	2	3
89	Drugo	-456	-160	92	-2	110	1	7	-24	1	-314
F	**Obveznosti**	-713	-1.214	-545	2.135	-2.291	-122	-314	127	-81	1.387
1	Denarno zlato in PPČ	0	0	0	0	0	0	0	0	0	0
2	Gotovina in vloge	-311	0	542	2.150	-1.608	0	0	0	0	-853
21	Gotovina	105	0	105	105	0	0	0	0	0	0
22	Prenosljive vloge	2.329	0	2.328	2.024	304	0	0	0	0	0
29	Druge vloge	-2.744	0	-1.891	22	-1.913	0	0	0	0	-853
3	Dolžniški vrednostni papirji	-444	63	-1.678	0	-1.678	0	3	-2	0	1.169
331	Kratkoročni	788	39	63	0	62	0	1	0	0	683
332	Dolgoročni	-1.232	23	-1.741	0	-1.740	0	2	-2	0	485
4	Posojila	683	-937	823	0	1.167	-12	-312	-20	0	1.098
41	Kratkoročna	-64	181	-177	0	0	-6	-154	-17	0	-4
42	Dolgoročna	748	-1.118	1.000	0	1.167	-6	-158	-3	0	1.102
5	Lastniški kapital	144	260	-116	0	-31	-106	14	7	0	0
511	Delnice, ki kotirajo	33	34	-1	0	0	0	-1	0	0	0
512	Delnice, ki ne kotirajo	79	102	-22	0	-29	0	0	7	0	0
519	Drug lastniški kapital	140	124	16	0	0	1	15	0	0	0
52	Delnice/enote investicijskih skladov	-109	0	-109	0	-3	-106	0	0	0	0
6	Zavarovanja in pokojninske sheme	35	0	35	0	0	0	0	99	-64	0
61	Rezervacije iz neživljenjskih zavarovanj	9	0	9	0	0	0	0	9	0	0
62	Življenjska zavarovanja	99	0	99	0	0	0	0	99	0	0
63+64+65	Pokojninske pravice	-73	0	-73	0	0	0	0	-10	-64	0
7	Izvedeni finančni instrumenti	-289	-102	-187	-26	-153	0	-9	0	0	0
8	Druge obveznosti	-532	-498	36	11	13	-4	-10	44	-17	-27
81	Komercialni krediti in predujmi	-90	-66	28	0	-5	0	-7	40	0	14
89	Drugo	-442	-433	8	10	18	-4	-4	4	-17	-41
	Neto finančne transakcije	-23	283	1.103	220	823	11	-138	172	15	-1.517
		Gospodarstvo Slovenije/ *Total economy*	Nefinančne družbe/ *Non-financial corporations*	Finančne družbe/ *Financial corporations*	Centralna banka/ *Central Bank*	Druge denarne finančne institucije/ *Other monetary financial institutions*	Investicijski skladi razen MMF/ *Non-MMF investment funds*	Drugi finančni posredniki razen skladov/ *Other financial intermediaries except funds*	Zavarovalne družbe/ *Insurance corporations*	Pokojninski skladi/ *Pension funds*	Država/ *General government*
		S1	S11	S12	S121	S122+S123	S124	S125+S126 +S127	S128	S129	S13

Non-consolidated financial accounts - transactions 2012 A.1.8.

EUR millions

A.1.8.

Institutional sectors											
S1311	S1313	S1314	S14	S15	S2	S21	S2111	S2112	S22	Financial Instruments	Code
-87	55	-97	-228	-5	-111	-2.025	-1.925	-100	1.915	**Financial Assets**	F
0	0	0	0	0	0	0	0	0	0	Monetary gold and SDRs	1
-851	41	-106	12	4	942	887	914	-27	56	Currency and deposits	2
0	0	0	106	0	-8	-8	-8	0	0	Currency	21
25	34	-2	65	2	1.811	1.771	1.775	-4	40	Transferable deposits	22
-876	6	-104	-159	2	-861	-876	-853	-23	15	Other deposits	29
11	0	38	-30	-8	-535	-1.744	-1.747	3	1.209	Debt securities	3
7	0	5	14	0	280	270	245	25	10	Short-term	31
5	0	33	-45	-8	-816	-2.014	-1.992	-23	1.199	Long-term	32
985	0	2	22	1	-650	-1.183	-970	-213	533	Loans	4
1	0	2	-5	2	144	-33	-47	14	177	Short-term	41
984	0	0	27	-1	-795	-1.150	-923	-227	355	Long-term	42
74	5	-15	-93	1	107	-28	-66	39	135	Equity	5
-9	0	-4	-62	0	157	48	20	27	110	Listed shares	511
137	0	0	8	1	-29	-55	-58	3	27	Unlisted shares	512
-64	8	-13	31	0	-26	-23	-30	7	-2	Other equity	519
11	-3	1	-69	0	4	3	2	1	1	Investment fund shares/units	52
0	0	0	-7	0	41	31	-18	48	10	Insurance and pension schemes	6
0	0	0	-38	0	41	30	-18	48	10	Non-life technical reserves	61
0	0	0	103	0	0	0	0	0	0	Life insurance	62
0	0	0	-73	0	0	0	0	0	0	Pension entitlements	63+64+65
-1	0	0	-1	0	-139	-135	-118	-16	-4	Financial derivatives	7
-306	10	-16	-132	-3	124	147	80	67	-23	Other accounts receivable	8
-7	9	1	-60	-1	317	152	78	74	166	Trade credits and advances	81
-298	2	-17	-72	-2	-193	-4	2	-7	-189	Other	89
1.348	15	24	-340	-1	-133	243	247	-4	-376	**Liabilities**	
0	0	0	0	0	-1	0	0	0	-1	Monetary gold and SDRs	1
-853	0	0	0	0	85	235	-27	261	-150	Currency and deposits	2
0	0	0	0	0	2	3	0	3	-1	Currency	21
0	0	0	0	0	-30	-5	-2	-2	-25	Transferable deposits	22
-853	0	0	0	0	113	237	-24	261	-124	Other deposits	29
1.169	0	0	3	0	-232	-135	35	-170	-98	Debt securities	3
683	0	0	2	0	-137	-133	-135	2	-5	Short-term	31
485	0	0	0	0	-95	-2	170	-172	-93	Long-term	32
1.076	23	-1	-296	-5	171	385	451	-67	-214	Loans	4
0	-4	0	-64	-1	46	-132	-91	-41	178	Short-term	41
1.076	27	-1	-232	-4	124	517	542	-25	-392	Long-term	42
0	0	0	0	0	186	36	59	-23	150	Equity	5
0	0	0	0	0	25	-134	-119	-15	159	Listed shares	511
0	0	0	0	0	19	73	70	2	-53	Unlisted shares	512
0	0	0	0	0	14	-20	-10	-10	33	Other equity	519
0	0	0	0	0	128	117	118	-1	11	Investment fund shares/units	52
0	0	0	0	0	28	27	14	13	2	Insurance and pension schemes	6
0	0	0	0	0	24	23	10	12	2	Non-life technical reserves	61
0	0	0	0	0	4	4	3	0	0	Life insurance	62
0	0	0	0	0	0	0	0	0	0	Pension entitlements	63+64+65
0	0	0	0	0	-54	-57	-48	-9	3	Financial derivatives	7
-43	-8	24	-47	4	-315	-247	-238	-9	-68	Other accounts payable	8
31	-21	4	-67	0	-108	-55	-51	-4	-53	Trade credits and advances	81
-74	13	20	20	4	-208	-192	-187	-5	-16	Other	89
-1.435	40	-121	111	-4	23	-2.268	-2.172	-96	2.291	**Net financial transactions**	
Centralna država/ *Central government*	Lokalna država/ *Local government*	Skladi socialne varnosti/ *Social security funds*	Gospodinjstva/ *Households*	Nepr.instit., ki opravljajo storitve za gospod./ *Non-profit institutions serving households*	Tujina/ *Rest of the world*	Evropska unija/ *European Union*	Evroobmočje/ *Euro area*	Ostala EU/ *Other EU*	Ostali svet/ Others		
S1311	S1313	S1314	S14	S15	S2	S21	S2111	S2112	S22		

A.1.9. Nekonsolidirani finančni računi - vrednostne spremembe 2012

v mio EUR

A.1.9.

Oznaka	Finančni instrumenti	Institucionalni sektorji									
		S1	S11	S12	S121	S122+S123	S124	S125+S126 +S127	S128	S129	S13
F	**Finančna sredstva**	1.276	651	-114	-78	-425	111	-231	407	102	249
1	Denarno zlato in PPČ	0	0	0	0	0	0	0	0	0	0
2	Gotovina in vloge	-71	-16	-14	-2	-22	-4	3	-2	12	-14
21	Gotovina	-1	0	-1	0	-1	0	0	0	0	0
22	Prenosljive vloge	265	186	65	1	-2	10	9	47	0	41
29	Druge vloge	-335	-203	-78	-3	-19	-14	-6	-49	12	-54
3	Dolžniški vrednostni papirji	322	-37	396	-92	151	12	3	253	70	15
31	Kratkoročni	-108	-12	-96	0	-99	2	3	-2	0	0
32	Dolgoročni	431	-25	493	-92	250	10	-1	255	70	15
4	Posojila	-757	-126	-645	-1	-557	-13	-73	-4	1	2
41	Kratkoročna	-451	-86	-383	0	-273	-13	-97	0	0	0
42	Dolgoročna	-306	-40	-262	-1	-283	0	24	-4	1	2
5	Lastniški kapital	413	-221	31	0	-99	116	-92	88	18	294
511	Delnice, ki kotirajo	151	-102	46	0	-87	115	-1	13	5	227
512	Delnice, ki ne kotirajo	-401	-308	-4	0	46	-18	-33	7	-6	-51
519	Drug lastniški kapital	444	186	-125	0	-63	0	-57	-2	-2	105
52	Delnice/enote investicijskih skladov	218	2	114	0	5	19	-2	70	21	12
6	Zavarovanja in pokojninske sheme	219	-16	-4	0	0	0	0	-4	0	-7
61	Rezervacije iz neživljenjskih zavarovanj	-19	-16	-4	0	0	0	0	-4	0	-7
62	Življenjska zavarovanja	98	0	0	0	0	0	0	0	0	0
63+64+65	Pokojninske pravice	139	0	0	0	0	0	0	0	0	0
7	Izvedeni finančni instrumenti	126	15	112	16	94	0	1	0	0	-1
8	Druge terjatve	1.024	1.051	11	0	8	-1	-72	76	0	-40
81	Komercialni krediti in predujmi	77	-2	81	0	8	0	0	73	1	-1
89	Drugo	948	1.053	-70	0	1	-1	-72	3	0	-39
F	**Obveznosti**	2.171	790	10	143	-600	134	-157	373	118	1.010
1	Denarno zlato in PPČ	-5	0	-5	-5	0	0	0	0	0	0
2	Gotovina in vloge	-154	0	-156	-1	-156	0	0	0	0	2
21	Gotovina	0	0	0	0	0	0	0	0	0	0
22	Prenosljive vloge	261	0	261	2	260	0	0	0	0	0
29	Druge vloge	-415	0	-418	-3	-415	0	0	0	0	3
3	Dolžniški vrednostni papirji	902	-7	-89	0	-89	0	0	-1	0	1.000
331	Kratkoročni	4	-5	5	0	5	0	0	0	0	6
332	Dolgoročni	898	-2	-95	0	-94	0	0	-1	0	995
4	Posojila	-326	-555	-140	0	-107	-4	-28	-1	0	4
41	Kratkoročna	-482	-423	-41	0	0	-4	-37	0	0	4
42	Dolgoročna	157	-132	-99	0	-107	0	9	0	0	0
5	Lastniški kapital	128	118	-9	126	-396	137	-112	234	2	20
511	Delnice, ki kotirajo	26	34	-8	0	-162	0	-11	164	0	0
512	Delnice, ki ne kotirajo	-403	-186	-201	0	-235	1	-34	65	2	-16
519	Drug lastniški kapital	369	270	63	126	0	0	-68	5	0	36
52	Delnice/enote investicijskih skladov	137	0	137	0	0	136	0	0	0	0
6	Zavarovanja in pokojninske sheme	220	0	220	0	0	0	0	106	115	0
61	Rezervacije iz neživljenjskih zavarovanj	-13	0	-13	0	0	0	0	-13	0	0
62	Življenjska zavarovanja	94	0	94	0	0	0	0	94	0	0
63+64+65	Pokojninske pravice	139	0	139	0	0	0	0	25	115	0
7	Izvedeni finančni instrumenti	238	83	148	23	129	0	-3	0	0	7
8	Druge obveznosti	1.167	1.151	41	0	19	1	-14	34	0	-23
81	Komercialni krediti in predujmi	144	88	40	0	0	0	2	38	0	9
89	Drugo	1.023	1.063	2	0	18	1	-15	-3	0	-32
	Neto vrednostne spremembe	-895	-140	-124	-221	175	-23	-74	34	-16	-761
		Gospodarstvo Slovenije/ *Total economy*	Nefinančne družbe/ *Non-financial corporations*	Finančne družbe/ *Financial corporations*	Centralna banka/ *Central Bank*	Druge denarne finančne institucije/ *Other monetary financial institutions*	Investicijski skladi razen MMF/ *Non-MMF investment funds*	Drugi finančni posredniki razen skladov/ *Other financial intermediaries except funds*	Zavarovalne družbe/ *Insurance corporations*	Pokojninski skladi/ *Pension funds*	Država/ *General government*
		S1	S11	S12	S121	S122+S123	S124	S125+S126 +S127	S128	S129	S13

Non-consolidated financial accounts - revaluation changes 2012 A.1.9.

EUR millions

A.1.9.

Institutional sectors											
S1311	S1313	S1314	S14	S15	S2	S21	S2111	S2112	S22	Financial Instruments	Code
126	3	119	491	0	1.139	1.349	928	421	-209	**Financial Assets**	F
0	0	0	0	0	-5	0	0	0	-5	Monetary gold and SDRs	1
-27	9	4	-23	-4	-98	-105	-106	2	7	Currency and deposits	2
0	0	0	0	0	0	0	0	0	0	Currency	21
21	17	2	-22	-5	1	4	4	0	-4	Transferable deposits	22
-48	-8	2	-1	1	-99	-109	-110	1	10	Other deposits	29
2	0	13	-51	-1	734	799	256	543	-64	Debt securities	3
0	0	0	0	0	2	2	2	0	0	Short-term	31
2	0	13	-52	-1	732	797	254	542	-64	Long-term	32
3	-1	0	12	0	374	392	536	-144	-19	Loans	4
0	0	0	18	0	-31	-33	-8	-25	2	Short-term	41
2	0	0	-6	0	404	426	544	-118	-21	Long-term	42
183	-1	111	305	4	-139	32	11	21	-171	Equity	5
172	0	55	-20	1	-87	-20	-14	-6	-66	Listed shares	511
-92	-2	42	-38	0	74	33	37	-4	41	Unlisted shares	512
100	1	4	275	3	-127	19	-11	30	-146	Other equity	519
3	0	9	89	1	1	0	0	0	1	Investment fund shares/units	52
-5	0	-2	246	0	6	-3	-1	-1	9	Insurance and pension schemes	6
-5	0	-2	8	0	6	-3	-1	-1	9	Non-life technical reserves	61
0	0	0	98	0	0	0	0	0	0	Life insurance	62
0	0	0	139	0	0	0	0	0	0	Pension entitlements	63+64+65
-1	0	0	0	0	131	132	118	14	-1	Financial derivatives	7
-29	-4	-7	1	0	136	101	114	-13	35	Other accounts receivable	8
1	-1	0	-2	0	39	46	63	-17	-7	Trade credits and advances	81
-29	-3	-7	3	0	97	55	51	4	42	Other	89
1.031	0	-20	363	-4	245	359	338	21	-114	**Liabilities**	
0	0	0	0	0	0	0	0	0	0	Monetary gold and SDRs	1
3	0	0	0	0	-15	-13	-12	-1	-2	Currency and deposits	2
0	0	0	0	0	-1	0	0	0	-1	Currency	21
0	0	0	0	0	4	4	4	0	1	Transferable deposits	22
3	0	0	0	0	-18	-16	-15	-1	-2	Other deposits	29
1.000	0	0	-3	0	155	189	145	44	-35	Debt securities	3
6	0	0	-2	0	-110	-110	-109	-1	0	Short-term	31
995	0	0	0	0	265	299	254	45	-34	Long-term	32
6	-3	0	365	0	-58	1	-1	1	-58	Loans	4
6	-2	0	-17	-5	1	14	13	2	-14	Short-term	41
1	-1	0	382	4	-59	-14	-13	0	-45	Long-term	42
40	0	-20	0	0	146	131	155	-24	14	Equity	5
0	0	0	0	0	39	43	39	4	-4	Listed shares	511
5	0	-20	0	0	77	8	41	-34	69	Unlisted shares	512
36	0	0	0	0	-51	19	15	4	-71	Other equity	519
0	0	0	0	0	82	61	60	1	20	Investment fund shares/units	52
0	0	0	0	0	4	4	4	1	0	Insurance and pension schemes	6
0	0	0	0	0	0	0	0	0	0	Non-life technical reserves	61
0	0	0	0	0	4	4	4	0	0	Life insurance	62
0	0	0	0	0	0	0	0	0	0	Pension entitlements	63+64+65
7	0	0	0	0	19	26	44	-18	-7	Financial derivatives	7
-26	3	0	1	-3	-7	20	3	17	-27	Other accounts payable	8
9	0	0	7	1	-29	7	-8	15	-36	Trade credits and advances	81
-35	3	0	-6	-4	22	13	11	2	9	Other	89
-904	3	140	127	3	895	990	590	400	-95	**Net revaluation changes**	
Centralna država/ *Central government*	Lokalna država/ *Local government*	Skladi socialne varnosti/ *Social security funds*	Gospodinjstva/ *Households*	Nepr.instit., ki opravljajo storitve za gospod./ *Non-profit institutions serving households*	Tujina/ *Rest of the world*	Evropska unija/ *European Union*	Evroobmočje/ *Euro area*	Ostala EU/ *Other EU*	Ostali svet/ Others		
S1311	S1313	S1314	S14	S15	S2	S21	S2111	S2112	S22		

A.1.10. Nekonsolidirani finančni računi - stanja 2012 (konec leta)

v mio EUR

A.1.10.

Oznaka	Finančni instrumenti	Institucionalni sektorji									
		S1	S11	S12	S121	S122+S123	S124	S125+S126 +S127	S128	S129	S13
F	**Finančna sredstva**	180.611	44.236	77.300	12.504	49.590	1.876	5.054	6.197	2.078	22.782
1	Denarno zlato in PPČ	371	0	371	371	0	0	0	0	0	0
2	Gotovina in vloge	36.269	3.991	8.126	3.495	3.282	129	271	488	462	6.062
21	Gotovina	2.657	69	287	3	283	0	0	0	0	0
22	Prenosljive vloge	10.973	2.101	1.979	5	1.699	59	120	84	12	415
29	Druge vloge	22.639	1.822	5.860	3.487	1.299	70	151	404	449	5.647
3	Dolžniški vrednostni papirji	17.236	248	16.197	4.794	6.689	242	33	3.256	1.184	400
31	Kratkoročni	697	46	621	0	448	13	9	67	84	11
32	Dolgoročni	16.539	202	15.576	4.794	6.241	229	24	3.188	1.100	389
4	Posojila	54.089	6.494	45.100	3.739	37.605	10	3.572	121	53	1.751
41	Kratkoročna	13.460	3.636	9.530	0	9.037	10	465	18	0	6
42	Dolgoročna	40.629	2.857	35.571	3.739	28.568	0	3.107	103	53	1.746
5	Lastniški kapital	43.549	17.126	5.937	96	1.443	1.486	759	1.779	374	11.327
511	Delnice, ki kotirajo	6.051	958	2.250	0	577	1.247	99	286	41	1.511
512	Delnice, ki ne kotirajo	12.406	4.240	1.663	21	686	34	485	406	31	5.425
519	Drug lastniški kapital	22.111	11.804	452	75	154	10	151	62	0	4.245
52	Delnice/enote investicijskih skladov	2.980	123	1.572	0	27	194	24	1.025	301	146
6	Zavarovanja in pokojninske sheme	6.454	416	262	0	37	0	1	225	0	2
61	Rezervacije iz neživljenjskih zavarovanj	1.380	416	262	0	37	0	1	225	0	2
62	Življenjska zavarovanja	2.536	0	0	0	0	0	0	0	0	0
63+64+65	Pokojninske pravice	2.538	0	0	0	0	0	0	0	0	0
7	Izvedeni finančni instrumenti	312	9	294	1	280	0	9	4	0	2
8	Druge terjatve	22.331	15.952	1.012	8	255	9	410	324	6	3.239
81	Komercialni krediti in predujmi	14.301	12.881	529	0	9	0	241	276	2	396
89	Drugo	8.030	3.071	483	8	246	9	169	48	3	2.842
F	**Obveznosti**	199.294	86.602	74.212	12.102	45.806	1.884	6.309	6.023	2.089	25.872
1	Denarno zlato in PPČ	252	0	252	252	0	0	0	0	0	0
2	Gotovina in vloge	39.175	0	37.318	10.942	26.376	0	0	0	0	1.857
21	Gotovina	3.997	0	3.997	3.997	0	0	0	0	0	0
22	Prenosljive vloge	15.245	0	15.245	5.820	9.425	0	0	0	0	0
29	Druge vloge	19.932	0	18.075	1.125	16.950	0	0	0	0	1.857
3	Dolžniški vrednostni papirji	19.871	838	2.534	0	2.484	0	5	45	0	16.500
331	Kratkoročni	1.067	97	252	0	251	0	2	0	0	717
332	Dolgoročni	18.805	740	2.282	0	2.233	0	3	45	0	15.782
4	Posojila	65.646	32.883	18.534	0	13.114	20	5.362	37	0	3.100
41	Kratkoročna	12.465	10.100	1.129	0	0	11	1.115	3	0	40
42	Dolgoročna	53.181	22.783	17.405	0	13.114	9	4.247	34	0	3.060
5	Lastniški kapital	45.247	36.224	7.928	859	3.325	1.853	675	1.176	39	1.095
511	Delnice, ki kotirajo	4.925	4.325	600	0	81	0	68	451	0	0
512	Delnice, ki ne kotirajo	14.865	9.989	4.194	0	3.220	10	282	647	33	682
519	Drug lastniški kapital	23.639	21.910	1.316	859	0	49	325	78	5	413
52	Delnice/enote investicijskih skladov	1.818	0	1.818	0	24	1.794	0	0	0	0
6	Zavarovanja in pokojninske sheme	6.553	0	6.553	0	0	0	0	4.512	2.041	0
61	Rezervacije iz neživljenjskih zavarovanj	1.574	0	1.574	0	0	0	0	1.574	0	0
62	Življenjska zavarovanja	2.439	0	2.439	0	0	0	0	2.439	0	0
63+64+65	Pokojninske pravice	2.540	0	2.540	0	0	0	0	500	2.041	0
7	Izvedeni finančni instrumenti	429	129	293	0	289	0	4	0	0	7
8	Druge obveznosti	22.122	16.529	801	49	218	10	262	252	10	3.314
81	Komercialni krediti in predujmi	14.198	11.813	379	1	34	0	154	190	0	1.031
89	Drugo	7.923	4.716	422	48	184	10	108	62	10	2.283
	Neto finančna sredstva	-18.683	-42.367	3.088	402	3.784	-8	-1.254	174	-11	-3.090
		Gospodarstvo Slovenije/ *Total economy*	Nefinančne družbe/ *Non-financial corporations*	Finančne družbe/ *Financial corporations*	Centralna banka/ *Central Bank*	Druge denarne finančne institucije/ *Other monetary financial institutions*	Investicijski skladi razen MMF/ *Non-MMF investment funds*	Drugi finančni posredniki razen skladov/ *Other financial intermediaries except funds*	Zavarovalne družbe/ *Insurance corporations*	Pokojninski skladi/ *Pension funds*	Država/ *General government*
		S1	S11	S12	S121	S122+S123	S124	S125+S126 +S127	S128	S129	S13

Non-consolidated financial accounts - outstanding amounts 2012 (end of year) A.1.10.

EUR millions

A.1.10.

Institutional sectors											
S1311	S1313	S1314	S14	S15	S2	S21	S2111	S2112	S22	Financial Instruments	Code
19.888	1.349	1.545	35.775	518	52.272	44.540	37.822	6.718	7.732	**Financial Assets**	F
0	0	0	0	0	252	0	0	0	252	Monetary gold and SDRs	1
5.616	388	57	17.778	311	8.490	8.049	7.988	61	441	Currency and deposits	2
0	0	0	2.301	0	1.369	1.369	1.369	0	0	Currency	21
211	200	4	6.327	150	4.815	4.605	4.587	18	210	Transferable deposits	22
5.405	188	53	9.150	160	2.306	2.075	2.032	43	231	Other deposits	29
231	0	169	357	33	11.893	9.851	7.805	2.046	2.042	Debt securities	3
7	0	5	19	0	432	422	396	25	10	Short-term	31
225	0	164	339	33	11.461	9.429	7.409	2.020	2.031	Long-term	32
1.739	10	2	740	4	17.261	15.856	12.565	3.291	1.405	Loans	4
3	0	2	285	4	1.178	860	616	244	318	Short-term	41
1.736	10	0	455	0	16.083	14.996	11.949	3.047	1.087	Long-term	42
9.815	529	982	9.068	91	8.421	6.529	6.003	526	1.893	Equity	5
1.064	4	443	1.327	4	668	294	206	89	374	Listed shares	511
5.027	61	336	1.026	53	3.222	2.486	2.398	88	736	Unlisted shares	512
3.673	463	109	5.582	28	4.511	3.735	3.387	348	776	Other equity	519
51	1	94	1.133	6	21	13	11	2	8	Investment fund shares/units	52
1	0	0	5.773	1	239	159	22	137	80	Insurance and pension schemes	6
1	0	0	699	1	236	158	21	137	78	Non-life technical reserves	61
0	0	0	2.536	0	1	1	1	0	0	Life insurance	62
0	0	0	2.538	0	2	0	0	0	2	Pension entitlements	63+64+65
2	0	0	8	0	269	257	209	48	12	Financial derivatives	7
2.483	421	334	2.050	78	5.447	3.840	3.230	609	1.607	Other accounts receivable	8
207	167	22	475	20	5.019	3.579	2.987	593	1.440	Trade credits and advances	81
2.276	254	312	1.575	59	428	261	244	17	167	Other	89
23.859	1.260	753	12.475	132	33.588	21.006	18.320	2.686	12.582	**Liabilities**	
0	0	0	0	0	371	0	0	0	371	Monetary gold and SDRs	1
1.857	0	0	0	0	5.584	5.099	4.687	412	485	Currency and deposits	2
0	0	0	0	0	29	6	0	6	23	Currency	21
0	0	0	0	0	542	431	375	55	112	Transferable deposits	22
1.857	0	0	0	0	5.013	4.662	4.312	351	350	Other deposits	29
16.500	0	0	0	0	9.257	8.304	7.336	968	953	Debt securities	3
717	0	0	0	0	62	60	51	9	2	Short-term	31
15.782	0	0	0	0	9.195	8.244	7.285	959	951	Long-term	32
2.331	717	52	11.029	100	5.704	2.313	2.017	296	3.391	Loans	4
26	14	0	1.167	29	2.173	783	597	186	1.391	Short-term	41
2.305	703	52	9.862	70	3.531	1.531	1.421	110	2.001	Long-term	42
656	1	437	0	0	6.723	2.150	1.953	197	4.573	Equity	5
0	0	0	0	0	1.794	411	306	105	1.383	Listed shares	511
245	0	437	0	0	762	284	267	18	478	Unlisted shares	512
412	1	0	0	0	2.983	542	481	61	2.441	Other equity	519
0	0	0	0	0	1.184	913	899	14	271	Investment fund shares/units	52
0	0	0	0	0	141	134	109	25	6	Insurance and pension schemes	6
0	0	0	0	0	42	37	21	15	5	Non-life technical reserves	61
0	0	0	0	0	99	98	88	10	1	Life insurance	62
0	0	0	0	0	0	0	0	0	0	Pension entitlements	63+64+65
7	0	0	0	0	152	144	122	22	8	Financial derivatives	7
2.508	542	264	1.447	32	5.656	2.862	2.095	766	2.794	Other accounts payable	8
739	234	57	948	27	5.121	2.553	1.818	735	2.568	Trade credits and advances	81
1.769	308	206	498	5	535	309	277	31	226	Other	89
-3.971	89	792	23.300	386	18.683	23.533	19.502	4.031	-4.850	**Net financial assets**	
Centralna država/ *Central government*	Lokalna država/ *Local government*	Skladi socialne varnosti/ *Social security funds*	Gospodinjstva/ *Households*	Nepr.instit., ki opravljajo storitve za gospod./ *Non-profit institutions serving households*	Tujina/ *Rest of the world*	Evropska unija/ *European Union*	Evroobmočje/ *Euro area*	Ostala EU/ *Other EU*	Ostali svet/ Others		
S1311	S1313	S1314	S14	S15	S2	S21	S2111	S2112	S22		

A.1.11. Nekonsolidirani finančni računi - transakcije 2013

v mio EUR

A.1.11.

Oznaka	Finančni instrumenti	Institucionalni sektorji									
		S1	S11	S12	S121	S122+S123	S124	S125+S126 +S127	S128	S129	S13
F	**Finančna sredstva**	-1.494	138	-3.317	-1.766	-1.646	-45	-104	219	26	1.529
1	Denarno zlato in PPČ	-12	0	-12	-12	0	0	0	0	0	0
2	Gotovina in vloge	767	579	343	-555	1.168	-33	31	-123	-146	-71
21	Gotovina	114	5	23	0	22	0	1	0	0	0
22	Prenosljive vloge	1.051	367	515	0	470	-9	17	42	-5	159
29	Druge vloge	-398	208	-195	-555	675	-24	14	-164	-141	-230
3	Dolžniški vrednostni papirji	993	-16	818	-788	1.300	-16	-7	233	94	191
31	Kratkoročni	-66	1	-81	-223	81	-5	-6	21	51	11
32	Dolgoročni	1.059	-17	899	-565	1.219	-10	0	212	44	180
4	Posojila	-3.799	-207	-4.436	-403	-3.941	-8	-83	-2	1	866
41	Kratkoročna	-1.714	-449	-1.604	0	-1.528	-9	-76	9	0	338
42	Dolgoročna	-2.084	242	-2.832	-403	-2.413	0	-7	-10	1	528
5	Lastniški kapital	596	84	150	0	-12	12	-12	95	66	423
511	Delnice, ki kotirajo	-34	-8	-16	0	-34	4	-7	17	4	19
512	Delnice, ki ne kotirajo	173	3	-56	0	-113	-2	-7	68	-2	252
519	Drug lastniški kapital	431	110	161	0	148	1	9	3	0	148
52	Delnice/enote investicijskih skladov	27	-20	62	0	-13	9	-7	7	64	4
6	Zavarovanja in pokojninske sheme	-23	-41	-25	0	-1	0	0	-24	0	0
61	Rezervacije iz neživljenjskih zavarovanj	-89	-41	-25	0	-1	0	0	-24	0	0
62	Življenjska zavarovanja	53	0	0	0	0	0	0	0	0	0
63+64+65	Pokojninske pravice	14	0	0	0	0	0	0	0	0	0
7	Izvedeni finančni instrumenti	-116	-19	-95	-5	-86	0	-2	-2	0	-1
8	Druge terjatve	99	-242	-60	-3	-75	-1	-32	41	10	121
81	Komercialni krediti in predujmi	-221	-236	7	0	2	0	-28	31	2	44
89	Drugo	319	-6	-66	-3	-77	-1	-4	10	8	77
F	**Obveznosti**	-2.472	-1.677	-7.464	-1.757	-5.545	-57	-219	100	14	6.937
1	Denarno zlato in PPČ	0	0	0	0	0	0	0	0	0	0
2	Gotovina in vloge	-3.999	0	-4.221	-1.745	-2.476	0	0	0	0	222
21	Gotovina	192	0	192	192	0	0	0	0	0	0
22	Prenosljive vloge	-2.760	0	-2.760	-2.897	136	0	0	0	0	0
29	Druge vloge	-1.430	0	-1.652	960	-2.612	0	0	0	0	222
3	Dolžniški vrednostni papirji	5.338	20	-637	0	-627	0	-1	-9	0	5.956
331	Kratkoročni	-222	14	-129	0	-128	0	-1	0	0	-108
332	Dolgoročni	5.561	5	-509	0	-499	0	-1	-9	0	6.064
4	Posojila	-4.031	-1.389	-2.670	0	-2.320	-13	-332	-5	0	347
41	Kratkoročna	-1.423	-1.237	-141	0	0	-10	-133	2	0	17
42	Dolgoročna	-2.607	-153	-2.529	0	-2.320	-2	-199	-8	0	330
5	Lastniški kapital	480	138	135	0	-12	-51	141	56	0	205
511	Delnice, ki kotirajo	82	27	55	0	0	0	0	55	0	0
512	Delnice, ki ne kotirajo	188	5	-22	0	-23	0	0	1	0	205
519	Drug lastniški kapital	248	106	141	0	0	0	141	0	0	0
52	Delnice/enote investicijskih skladov	-38	0	-38	0	12	-50	0	0	0	0
6	Zavarovanja in pokojninske sheme	27	0	27	0	0	0	0	11	15	0
61	Rezervacije iz neživljenjskih zavarovanj	-36	0	-36	0	0	0	0	-36	0	0
62	Življenjska zavarovanja	49	0	49	0	0	0	0	49	0	0
63+64+65	Pokojninske pravice	14	0	14	0	0	0	0	-1	15	0
7	Izvedeni finančni instrumenti	-150	-69	-79	-2	-77	0	0	0	0	-1
8	Druge obveznosti	-138	-375	-18	-10	-34	7	-27	47	-1	208
81	Komercialni krediti in predujmi	-557	-531	36	2	-1	0	-5	40	0	-6
89	Drugo	419	156	-53	-11	-33	7	-22	7	-1	214
	Neto finančne transakcije	978	1.815	4.147	-10	3.899	12	115	118	12	-5.407
		Gospodarstvo Slovenije/ *Total economy*	Nefinančne družbe/ *Non-financial corporations*	Finančne družbe/ *Financial corporations*	Centralna banka/ *Central Bank*	Druge denarne finančne institucije/ *Other monetary financial institutions*	Investicijski skladi razen MMF/ *Non-MMF investment funds*	Drugi finančni posredniki razen skladov/ *Other financial intermediaries except funds*	Zavarovalne družbe/ *Insurance corporations*	Pokojninski skladi/ *Pension funds*	Država/ *General government*
		S1	S11	S12	S121	S122+S123	S124	S125+S126 +S127	S128	S129	S13

Non-consolidated financial accounts - transactions 2013 A.1.11.

EUR millions

A.1.11.

Institutional sectors											
S1311	S1313	S1314	S14	S15	S2	S21	S2111	S2112	S22	Financial Instruments	Code
1.497	45	-13	166	-11	-789	-3.224	-5.585	2.361	2.434	**Financial Assets**	F
0	0	0	0	0	0	0	0	0	0	Monetary gold and SDRs	1
-14	-9	-48	-78	-6	-4.186	-4.104	-4.208	104	-82	Currency and deposits	2
0	0	0	87	0	77	77	77	0	0	Currency	21
156	6	-2	7	2	-3.397	-3.376	-3.484	108	-21	Transferable deposits	22
-169	-15	-46	-172	-8	-867	-805	-802	-4	-62	Other deposits	29
223	0	-32	10	-10	3.784	1.503	215	1.288	2.281	Debt securities	3
16	0	-5	4	0	-244	-238	-227	-10	-6	Short-term	31
207	0	-27	7	-10	4.028	1.740	442	1.298	2.287	Long-term	32
867	-1	0	-20	-2	-196	-288	-1.034	747	92	Loans	4
339	0	0	2	-2	44	67	73	-5	-24	Short-term	41
528	0	0	-22	0	-239	-355	-1.107	752	116	Long-term	42
413	4	5	-62	2	23	-76	-148	72	99	Equity	5
17	0	2	-29	0	134	66	31	35	67	Listed shares	511
252	0	0	-27	2	-80	-122	-120	-2	42	Unlisted shares	512
143	4	0	13	0	-32	-18	-58	39	-14	Other equity	519
1	0	3	-18	0	2	-2	-1	-1	4	Investment fund shares/units	52
1	0	0	43	0	39	45	8	37	-6	Insurance and pension schemes	6
1	0	0	-23	0	40	44	8	36	-4	Non-life technical reserves	61
0	0	0	53	0	0	0	0	0	0	Life insurance	62
0	0	0	14	0	0	1	0	1	-1	Pension entitlements	63+64+65
-1	0	0	-1	0	-62	-59	-55	-5	-3	Financial derivatives	7
7	52	62	275	5	-192	-245	-363	118	53	Other accounts receivable	8
30	14	0	-37	2	-174	-241	-350	109	67	Trade credits and advances	81
-22	37	62	312	3	-19	-4	-13	9	-14	Other	89
6.893	107	-64	-254	-14	188	376	308	69	-188	**Liabilities**	
0	0	0	0	0	-12	102	0	102	-115	Monetary gold and SDRs	1
222	0	0	0	0	579	586	701	-116	-6	Currency and deposits	2
0	0	0	0	0	0	-10	0	-10	10	Currency	21
0	0	0	0	0	414	329	288	40	86	Transferable deposits	22
222	0	0	0	0	165	267	413	-146	-102	Other deposits	29
5.956	0	0	0	0	-561	-599	-588	-11	38	Debt securities	3
-108	0	0	0	0	-87	-83	-75	-8	-4	Short-term	31
6.064	0	0	0	0	-474	-516	-513	-4	42	Long-term	32
381	16	-50	-302	-15	36	96	156	-59	-60	Loans	4
15	1	0	-58	-4	-247	-53	-4	-49	-194	Short-term	41
366	14	-50	-244	-11	284	149	160	-11	134	Long-term	42
205	0	0	0	2	139	241	157	84	-101	Equity	5
0	0	0	0	0	17	7	7	0	10	Listed shares	511
205	0	0	0	1	-95	44	-20	64	-139	Unlisted shares	512
0	0	0	0	1	151	136	115	21	15	Other equity	519
0	0	0	0	0	67	54	54	-1	13	Investment fund shares/units	52
0	0	0	0	0	-10	-11	-3	-8	1	Insurance and pension schemes	6
0	0	0	0	0	-13	-14	-6	-9	1	Non-life technical reserves	61
0	0	0	0	0	3	3	3	0	0	Life insurance	62
0	0	0	0	0	0	0	0	0	0	Pension entitlements	63+64+65
-1	0	0	0	0	-28	-28	-44	16	0	Financial derivatives	7
130	91	-13	48	-1	44	-10	-71	61	54	Other accounts payable	8
-42	43	-7	-53	-2	163	124	60	64	39	Trade credits and advances	81
172	48	-6	101	1	-118	-134	-131	-3	15	Other	89
-5.396	-61	50	420	3	-978	-3.600	-5.892	2.292	2.623	**Net financial transactions**	
Centralna država/ *Central government*	Lokalna država/ *Local government*	Skladi socialne varnosti/ *Social security funds*	Gospodinjstva/ *Households*	Nepr.instit., ki opravljajo storitve za gospod./ *Non-profit institutions serving households*	Tujina/ *Rest of the world*	Evropska unija/ *European Union*	Evroobmočje/ *Euro area*	Ostala EU/ *Other EU*	Ostali svet/ Others		
S1311	S1313	S1314	S14	S15	S2	S21	S2111	S2112	S22		

A.1.12. Nekonsolidirani finančni računi - vrednostne spremembe 2013

v mio EUR

A.1.12.

Oznaka	Finančni instrumenti	Institucionalni sektorji									
		S1	S11	S12	S121	S122+S123	S124	S125+S126 +S127	S128	S129	S13
F	**Finančna sredstva**	585	-987	-3.054	69	-3.047	55	-226	60	35	4.386
1	Denarno zlato in PPČ	-50	0	-50	-50	0	0	0	0	0	0
2	Gotovina in vloge	-52	18	-22	-9	-30	5	6	0	6	-6
21	Gotovina	-1	0	-1	0	-1	0	0	0	0	0
22	Prenosljive vloge	-344	-189	-93	0	-20	0	-8	-66	0	-20
29	Druge vloge	293	206	72	-8	-9	5	13	65	5	13
3	Dolžniški vrednostni papirji	90	-38	179	120	-30	-20	-6	101	14	6
31	Kratkoročni	244	-3	255	235	9	-2	2	11	1	3
32	Dolgoročni	-154	-36	-76	-115	-38	-18	-8	90	13	3
4	Posojila	-320	-136	-2.485	-2	-2.443	-1	-32	-8	0	2.322
41	Kratkoročna	-240	-69	-1.095	0	-1.010	0	-79	-6	0	940
42	Dolgoročna	-81	-67	-1.389	-2	-1.433	0	47	-2	0	1.383
5	Lastniški kapital	973	-770	-578	0	-483	71	-159	-23	15	2.065
511	Delnice, ki kotirajo	172	-131	-69	0	-136	80	-8	-12	7	228
512	Delnice, ki ne kotirajo	762	-536	-328	0	-155	-14	-105	-36	-18	1.656
519	Drug lastniški kapital	-59	-108	-231	0	-190	1	-42	0	0	168
52	Delnice/enote investicijskih skladov	98	4	50	0	-2	4	-3	26	26	14
6	Zavarovanja in pokojninske sheme	109	12	0	0	0	0	0	0	0	0
61	Rezervacije iz neživljenjskih zavarovanj	30	12	0	0	0	0	0	0	0	0
62	Življenjska zavarovanja	45	0	0	0	0	0	0	0	0	0
63+64+65	Pokojninske pravice	34	0	0	0	0	0	0	0	0	0
7	Izvedeni finančni instrumenti	-40	14	-54	8	-62	0	0	0	0	0
8	Druge terjatve	-125	-85	-45	0	1	0	-35	-10	0	-1
81	Komercialni krediti in predujmi	-68	-14	-52	0	0	0	-47	-5	0	0
89	Drugo	-58	-71	7	0	1	0	12	-5	0	-1
F	**Obveznosti**	608	-22	-165	-47	-48	64	-310	145	30	833
1	Denarno zlato in PPČ	-10	0	-10	-10	0	0	0	0	0	0
2	Gotovina in vloge	-51	0	-49	-2	-46	0	0	0	0	-2
21	Gotovina	0	0	0	0	0	0	0	0	0	0
22	Prenosljive vloge	-334	0	-334	2	-336	0	0	0	0	0
29	Druge vloge	283	0	285	-5	290	0	0	0	0	-2
3	Dolžniški vrednostni papirji	150	-39	-191	0	-190	0	-1	0	0	380
331	Kratkoročni	8	0	4	0	4	0	0	0	0	3
332	Dolgoročni	142	-40	-194	0	-194	0	-1	0	0	376
4	Posojila	-588	-197	-366	0	-367	0	1	0	0	2
41	Kratkoročna	-172	-149	9	0	0	0	9	0	0	0
42	Dolgoročna	-415	-48	-376	0	-367	0	-8	0	0	2
5	Lastniški kapital	1.199	316	424	-37	588	66	-271	76	2	461
511	Delnice, ki kotirajo	172	177	-4	0	-81	0	2	74	0	0
512	Delnice, ki ne kotirajo	654	-298	530	0	669	0	-130	-11	1	422
519	Drug lastniški kapital	313	437	-162	-37	0	6	-144	12	0	38
52	Delnice/enote investicijskih skladov	60	0	60	0	0	60	0	0	0	0
6	Zavarovanja in pokojninske sheme	105	0	105	0	0	0	0	76	29	0
61	Rezervacije iz neživljenjskih zavarovanj	27	0	27	0	0	0	0	27	0	0
62	Življenjska zavarovanja	44	0	44	0	0	0	0	44	0	0
63+64+65	Pokojninske pravice	34	0	34	0	0	0	0	5	29	0
7	Izvedeni finančni instrumenti	-64	-12	-50	2	-49	0	-3	0	0	-2
8	Druge obveznosti	-132	-89	-28	0	16	-3	-36	-5	0	-5
81	Komercialni krediti in predujmi	-89	-50	-32	0	0	0	-33	1	0	15
89	Drugo	-43	-39	4	0	17	-3	-3	-6	0	-19
	Neto vrednostne spremembe	-24	-965	-2.889	116	-2.999	-8	84	-86	4	3.553
		Gospodarstvo Slovenije/ *Total economy*	Nefinančne družbe/ *Non-financial corporations*	Finančne družbe/ *Financial corporations*	Centralna banka/ *Central Bank*	Druge denarne finančne institucije/ *Other monetary financial institutions*	Investicijski skladi razen MMF/ *Non-MMF investment funds*	Drugi finančni posredniki razen skladov/ *Other financial intermediaries except funds*	Zavarovalne družbe/ *Insurance corporations*	Pokojninski skladi/ *Pension funds*	Država/ *General government*
		S1	S11	S12	S121	S122+S123	S124	S125+S126 +S127	S128	S129	S13

Non-consolidated financial accounts - revaluation changes 2013 A.1.12.

EUR millions

A.1.12.

Institutional sectors											
S1311	S1313	S1314	S14	S15	S2	S21	S2111	S2112	S22	Financial Instruments	Code
4.423	-16	-20	247	-8	-403	615	-311	925	-1.018	**Financial Assets**	F
0	0	0	0	0	-10	0	0	0	-10	Monetary gold and SDRs	1
-6	-1	2	-34	-6	-11	82	-3	85	-93	Currency and deposits	2
0	0	0	0	0	0	0	0	0	0	Currency	21
-1	-19	0	-35	-7	-7	49	0	49	-56	Transferable deposits	22
-5	17	2	1	1	-4	33	-3	36	-37	Other deposits	29
0	0	6	-57	1	130	29	-24	53	101	Debt securities	3
3	0	0	-11	0	-82	-82	-82	0	0	Short-term	31
-3	0	6	-46	1	212	112	58	53	101	Long-term	32
2.321	1	0	-22	0	-368	-318	-175	-143	-50	Loans	4
941	1	-2	-14	0	-16	15	-3	19	-32	Short-term	41
1.381	0	2	-7	0	-352	-334	-172	-162	-18	Long-term	42
2.118	-16	-37	260	-5	87	683	2	682	-597	Equity	5
181	1	46	144	0	0	217	-26	243	-217	Listed shares	511
1.759	-11	-92	-28	-3	-256	-88	-233	145	-168	Unlisted shares	512
174	-6	-1	115	-3	337	549	257	291	-212	Other equity	519
3	0	11	29	1	6	6	3	3	0	Investment fund shares/units	52
0	0	0	97	0	-4	1	-4	5	-5	Insurance and pension schemes	6
0	0	0	18	0	-3	2	-3	5	-5	Non-life technical reserves	61
0	0	0	45	0	-1	-1	-1	0	0	Life insurance	62
0	0	0	34	0	0	0	0	0	0	Pension entitlements	63+64+65
0	0	0	0	0	-57	-57	-42	-15	0	Financial derivatives	7
-9	0	9	3	2	-170	194	-65	259	-364	Other accounts receivable	8
1	-1	0	-2	0	-106	201	-17	218	-307	Trade credits and advances	81
-11	1	9	5	2	-64	-6	-48	42	-57	Other	89
339	10	484	-37	-1	-427	2.523	148	2.375	-2.950	**Liabilities**	
0	0	0	0	0	-49	-13	0	-13	-36	Monetary gold and SDRs	1
-2	0	0	0	0	-12	15	1	14	-26	Currency and deposits	2
0	0	0	0	0	-1	11	0	11	-13	Currency	21
0	0	0	0	0	-17	-2	-6	4	-15	Transferable deposits	22
-2	0	0	0	0	6	5	7	-1	1	Other deposits	29
380	0	0	0	0	71	81	66	15	-10	Debt securities	3
3	0	0	0	0	154	150	150	0	5	Short-term	31
376	0	0	0	0	-84	-69	-84	15	-15	Long-term	32
-8	10	0	-26	0	-101	1.041	-67	1.109	-1.142	Loans	4
-1	1	0	-32	0	-83	557	-32	589	-640	Short-term	41
-7	9	0	6	1	-17	485	-35	520	-502	Long-term	42
-26	4	483	0	-2	-140	829	141	688	-969	Equity	5
0	0	0	0	0	-1	108	82	26	-109	Listed shares	511
-60	0	483	0	-1	-148	-140	-133	-7	-8	Unlisted shares	512
35	4	0	0	-1	-35	828	166	662	-863	Other equity	519
0	0	0	0	0	44	33	26	7	11	Investment fund shares/units	52
0	0	0	0	0	0	0	0	0	0	Insurance and pension schemes	6
0	0	0	0	0	0	0	0	0	0	Non-life technical reserves	61
0	0	0	0	0	0	0	0	0	0	Life insurance	62
0	0	0	0	0	0	0	0	0	0	Pension entitlements	63+64+65
-2	0	0	0	0	-33	-31	-9	-22	-2	Financial derivatives	7
-2	-4	1	-11	1	-163	601	16	584	-764	Other accounts payable	8
13	1	1	-22	1	-85	558	6	551	-642	Trade credits and advances	81
-15	-5	1	11	0	-78	43	10	33	-121	Other	89
4.084	-26	-504	284	-7	24	-1.908	-458	-1.449	1.931	**Net revaluation changes**	
Centralna država/ *Central government*	Lokalna država/ *Local government*	Skladi socialne varnosti/ *Social security funds*	Gospodinjstva/ *Households*	Nepr.instit., ki opravljajo storitve za gospod./ *Non-profit institutions serving households*	Tujina/ *Rest of the world*	Evropska unija/ *European Union*	Evroobmočje/ *Euro area*	Ostala EU/ *Other EU*	Ostali svet/ Others		
S1311	S1313	S1314	S14	S15	S2	S21	S2111	S2112	S22		

A.1.13. Nekonsolidirani finančni računi - stanja 2013 (konec leta)

v mio EUR

A.1.13.

Oznaka	Finančni instrumenti	Institucionalni sektorji									
		S1	S11	S12	S121	S122+S123	S124	S125+S126 +S127	S128	S129	S13
F	**Finančna sredstva**	179.701	43.387	70.929	10.806	44.897	1.887	4.725	6.475	2.139	28.698
1	Denarno zlato in PPČ	309	0	309	309	0	0	0	0	0	0
2	Gotovina in vloge	36.984	4.588	8.447	2.931	4.420	102	308	365	322	5.985
21	Gotovina	2.770	73	309	3	305	0	2	0	0	0
22	Prenosljive vloge	11.679	2.279	2.401	4	2.150	50	128	60	8	554
29	Druge vloge	22.534	2.235	5.737	2.924	1.965	51	178	305	313	5.430
3	Dolžniški vrednostni papirji	18.319	194	17.194	4.126	7.959	207	19	3.590	1.292	598
31	Kratkoročni	876	44	795	12	538	6	4	100	135	26
32	Dolgoročni	17.443	150	16.399	4.114	7.421	201	15	3.490	1.157	572
4	Posojila	49.970	6.151	38.180	3.334	31.222	1	3.457	112	54	4.940
41	Kratkoročna	11.507	3.118	6.831	0	6.499	1	310	21	0	1.284
42	Dolgoročna	38.464	3.033	31.349	3.334	24.723	0	3.147	91	54	3.656
5	Lastniški kapital	45.118	16.439	5.510	96	948	1.569	589	1.852	455	13.815
511	Delnice, ki kotirajo	6.189	819	2.165	0	407	1.332	84	290	52	1.758
512	Delnice, ki ne kotirajo	13.341	3.706	1.279	21	418	18	372	438	11	7.333
519	Drug lastniški kapital	22.483	11.806	382	75	112	12	118	65	0	4.560
52	Delnice/enote investicijskih skladov	3.105	108	1.683	0	12	208	14	1.058	391	163
6	Zavarovanja in pokojninske sheme	6.541	387	237	0	35	0	1	201	0	2
61	Rezervacije iz neživljenjskih zavarovanj	1.321	387	237	0	35	0	1	201	0	2
62	Življenjska zavarovanja	2.633	0	0	0	0	0	0	0	0	0
63+64+65	Pokojninske pravice	2.587	0	0	0	0	0	0	0	0	0
7	Izvedeni finančni instrumenti	156	3	145	4	132	0	7	2	0	1
8	Druge terjatve	22.304	15.625	908	5	181	8	343	354	15	3.358
81	Komercialni krediti in predujmi	14.013	12.631	483	0	11	0	166	302	4	440
89	Drugo	8.292	2.994	424	5	170	8	177	53	11	2.918
F	**Obveznosti**	197.430	84.904	66.583	10.299	40.213	1.891	5.780	6.268	2.133	33.642
1	Denarno zlato in PPČ	241	0	241	241	0	0	0	0	0	0
2	Gotovina in vloge	35.125	0	33.048	9.195	23.853	0	0	0	0	2.077
21	Gotovina	4.189	0	4.189	4.189	0	0	0	0	0	0
22	Prenosljive vloge	12.151	0	12.151	2.926	9.225	0	0	0	0	0
29	Druge vloge	18.785	0	16.708	2.080	14.628	0	0	0	0	2.077
3	Dolžniški vrednostni papirji	25.359	818	1.706	0	1.667	0	3	37	0	22.835
331	Kratkoročni	852	112	128	0	126	0	1	0	0	613
332	Dolgoročni	24.507	706	1.579	0	1.541	0	2	37	0	22.222
4	Posojila	61.027	31.297	15.498	0	10.427	7	5.031	31	0	3.448
41	Kratkoročna	10.870	8.714	997	0	0	1	992	5	0	57
42	Dolgoročna	50.158	22.582	14.500	0	10.427	7	4.040	26	0	3.392
5	Lastniški kapital	46.926	36.678	8.487	823	3.902	1.869	545	1.308	40	1.761
511	Delnice, ki kotirajo	5.180	4.529	651	0	0	0	70	580	0	0
512	Delnice, ki ne kotirajo	15.707	9.696	4.702	0	3.866	11	153	638	35	1.309
519	Drug lastniški kapital	24.199	22.453	1.295	823	0	55	323	90	5	451
52	Delnice/enote investicijskih skladov	1.839	0	1.839	0	36	1.804	0	0	0	0
6	Zavarovanja in pokojninske sheme	6.684	0	6.684	0	0	0	0	4.599	2.085	0
61	Rezervacije iz neživljenjskih zavarovanj	1.564	0	1.564	0	0	0	0	1.564	0	0
62	Življenjska zavarovanja	2.532	0	2.532	0	0	0	0	2.532	0	0
63+64+65	Pokojninske pravice	2.588	0	2.588	0	0	0	0	504	2.085	0
7	Izvedeni finančni instrumenti	216	48	164	0	163	0	1	0	0	4
8	Druge obveznosti	21.852	16.064	755	40	201	14	199	293	8	3.517
81	Komercialni krediti in predujmi	13.552	11.231	383	3	33	0	116	231	0	1.039
89	Drugo	8.299	4.832	372	37	168	14	83	62	8	2.477
	Neto finančna sredstva	-17.729	-41.517	4.345	507	4.684	-4	-1.055	207	6	-4.944
		Gospodarstvo Slovenije/ *Total economy*	Nefinančne družbe/ *Non-financial corporations*	Finančne družbe/ *Financial corporations*	Centralna banka/ *Central Bank*	Druge denarne finančne institucije/ *Other monetary financial institutions*	Investicijski skladi razen MMF/ *Non-MMF investment funds*	Drugi finančni posredniki razen skladov/ *Other financial intermediaries except funds*	Zavarovalne družbe/ *Insurance corporations*	Pokojninski skladi/ *Pension funds*	Država/ *General government*
		S1	S11	S12	S121	S122+S123	S124	S125+S126 +S127	S128	S129	S13

Non-consolidated financial accounts - outstanding amounts 2013 (end of year) A.1.13.

EUR millions

A.1.13.

Institutional sectors											
S1311	S1313	S1314	S14	S15	S2	S21	S2111	S2112	S22	Financial Instruments	Code
25.808	1.378	1.511	36.188	499	51.079	41.931	31.927	10.004	9.148	**Financial Assets**	F
0	0	0	0	0	241	0	0	0	241	Monetary gold and SDRs	1
5.596	378	11	17.666	299	4.293	4.027	3.777	250	266	Currency and deposits	2
0	0	0	2.387	0	1.447	1.447	1.447	0	0	Currency	21
366	187	1	6.299	145	1.412	1.278	1.104	174	133	Transferable deposits	22
5.230	190	10	8.979	153	1.435	1.302	1.227	75	133	Other deposits	29
454	0	143	311	24	15.807	11.383	7.997	3.387	4.424	Debt securities	3
26	0	0	11	0	106	102	87	15	4	Short-term	31
429	0	143	299	23	15.701	11.281	7.910	3.371	4.420	Long-term	32
4.928	10	2	698	2	16.697	15.250	11.355	3.895	1.447	Loans	4
1.283	1	0	273	2	1.205	942	685	257	263	Short-term	41
3.645	10	2	425	0	15.492	14.307	10.670	3.637	1.184	Long-term	42
12.347	518	950	9.266	88	8.531	7.136	5.857	1.279	1.395	Equity	5
1.263	5	491	1.443	4	801	577	211	366	224	Listed shares	511
7.038	50	244	971	52	2.886	2.276	2.045	231	610	Unlisted shares	512
3.991	462	108	5.709	25	4.815	4.266	3.587	679	550	Other equity	519
55	1	107	1.144	7	28	17	14	3	11	Investment fund shares/units	52
2	0	0	5.913	1	275	205	26	179	70	Insurance and pension schemes	6
2	0	0	694	1	273	203	26	177	69	Non-life technical reserves	61
0	0	0	2.633	0	0	0	0	0	0	Life insurance	62
0	0	0	2.587	0	2	1	0	1	0	Pension entitlements	63+64+65
1	0	0	7	0	150	141	113	28	9	Financial derivatives	7
2.481	472	405	2.328	86	5.085	3.789	2.803	986	1.296	Other accounts receivable	8
238	180	22	436	21	4.739	3.539	2.620	919	1.200	Trade credits and advances	81
2.243	292	383	1.891	64	345	250	183	67	95	Other	89
31.091	1.377	1.174	12.184	117	33.349	23.905	18.776	5.130	9.444	**Liabilities**	
0	0	0	0	0	309	89	0	89	220	Monetary gold and SDRs	1
2.077	0	0	0	0	6.151	5.699	5.389	310	452	Currency and deposits	2
0	0	0	0	0	28	8	0	8	20	Currency	21
0	0	0	0	0	940	757	658	99	183	Transferable deposits	22
2.077	0	0	0	0	5.184	4.934	4.731	203	250	Other deposits	29
22.835	0	0	0	0	8.767	7.786	6.815	971	981	Debt securities	3
613	0	0	0	0	130	127	126	1	3	Short-term	31
22.222	0	0	0	0	8.637	7.659	6.688	970	978	Long-term	32
2.703	743	2	10.700	85	5.640	3.451	2.106	1.345	2.189	Loans	4
40	17	0	1.076	25	1.842	1.286	560	726	556	Short-term	41
2.663	726	2	9.624	60	3.798	2.164	1.545	619	1.633	Long-term	42
836	5	920	0	0	6.723	3.220	2.251	970	3.503	Equity	5
0	0	0	0	0	1.811	527	395	132	1.284	Listed shares	511
389	0	920	0	0	519	188	113	75	331	Unlisted shares	512
447	5	0	0	0	3.099	1.506	763	743	1.593	Other equity	519
0	0	0	0	0	1.294	1.000	980	20	294	Investment fund shares/units	52
0	0	0	0	0	131	123	107	17	8	Insurance and pension schemes	6
0	0	0	0	0	29	22	16	6	7	Non-life technical reserves	61
0	0	0	0	0	102	101	91	10	1	Life insurance	62
0	0	0	0	0	0	0	0	0	0	Pension entitlements	63+64+65
4	0	0	0	0	91	85	68	17	6	Financial derivatives	7
2.636	629	252	1.484	32	5.537	3.452	2.041	1.412	2.085	Other accounts payable	8
710	279	51	873	26	5.199	3.235	1.884	1.350	1.965	Trade credits and advances	81
1.926	350	201	611	6	338	218	156	62	120	Other	89
-5.283	1	338	24.004	382	17.729	18.025	13.151	4.874	-296	**Net financial assets**	
Centralna država/ *Central government*	Lokalna država/ *Local government*	Skladi socialne varnosti/ *Social security funds*	Gospodinjstva/ *Households*	Nepr.instit., ki opravljajo storitve za gospod./ *Non-profit institutions serving households*	Tujina/ *Rest of the world*	Evropska unija/ *European Union*	Evroobmočje/ *Euro area*	Ostala EU/ *Other EU*	Ostali svet/ Others		
S1311	S1313	S1314	S14	S15	S2	S21	S2111	S2112	S22		

A.1.14. Nekonsolidirani finančni računi - transakcije 2014

v mio EUR

A.1.14.

Oznaka	Finančni instrumenti	Institucionalni sektorji									
		S1	S11	S12	S121	S122+S123	S124	S125+S126 +S127	S128	S129	S13
F	**Finančna sredstva**	3.738	-418	-1.647	-38	-1.493	58	-325	31	120	5.010
1	Denarno zlato in PPČ	12	0	12	12	0	0	0	0	0	0
2	Gotovina in vloge	8.807	472	3.094	2.407	529	24	43	-49	140	4.356
21	Gotovina	132	23	15	0	15	0	0	0	0	0
22	Prenosljive vloge	7.213	591	3.283	2.393	842	27	32	-13	2	2.388
29	Druge vloge	1.462	-142	-204	14	-327	-2	11	-37	137	1.968
3	Dolžniški vrednostni papirji	661	-14	905	-244	1.049	39	1	149	-88	-131
31	Kratkoročni	100	-4	135	52	163	-1	0	-50	-30	-21
32	Dolgoročni	561	-10	771	-296	886	40	1	199	-59	-110
4	Posojila	-4.613	75	-5.555	-2.216	-3.035	1	-270	-18	-16	866
41	Kratkoročna	-1.093	27	-1.303	0	-1.312	0	12	-3	0	176
42	Dolgoročna	-3.520	48	-4.252	-2.216	-1.723	1	-282	-16	-16	690
5	Lastniški kapital	-489	-438	-52	7	-64	-1	-93	12	87	-31
511	Delnice, ki kotirajo	-772	-330	-264	0	-226	36	-77	-18	21	-79
512	Delnice, ki ne kotirajo	-52	-7	-23	0	19	-2	-47	8	0	-44
519	Drug lastniški kapital	183	-100	181	7	148	3	28	-6	0	76
52	Delnice/enote investicijskih skladov	152	-1	54	0	-4	-38	3	27	66	16
6	Zavarovanja in pokojninske sheme	182	24	17	0	2	1	0	14	0	2
61	Rezervacije iz neživljenjskih zavarovanj	68	24	17	0	2	1	0	14	0	2
62	Življenjska zavarovanja	48	0	0	0	0	0	0	0	0	0
63+64+65	Pokojninske pravice	66	0	0	0	0	0	0	0	0	0
7	Izvedeni finančni instrumenti	-81	-21	-59	-2	-58	0	1	1	0	-1
8	Druge terjatve	-741	-515	-10	-2	84	-6	-7	-77	-1	-52
81	Komercialni krediti in predujmi	-347	-247	-92	1	7	0	-4	-97	1	7
89	Drugo	-394	-269	82	-3	77	-6	-3	20	-3	-59
F	**Obveznosti**	1.563	-2.304	-2.955	-113	-2.208	19	-694	-12	52	6.909
1	Denarno zlato in PPČ	0	0	0	0	0	0	0	0	0	0
2	Gotovina in vloge	3.181	0	1.002	-91	1.092	0	0	0	0	2.180
21	Gotovina	493	0	493	493	0	0	0	0	0	0
22	Prenosljive vloge	3.027	0	3.026	1.359	1.667	0	0	0	0	0
29	Druge vloge	-338	0	-2.517	-1.942	-575	0	0	0	0	2.179
3	Dolžniški vrednostni papirji	4.602	288	15	0	14	0	3	-2	0	4.299
331	Kratkoročni	163	-22	-109	0	-109	0	0	0	0	295
332	Dolgoročni	4.439	311	124	0	122	0	3	-2	0	4.004
4	Posojila	-5.690	-1.921	-4.062	0	-3.367	-14	-675	-5	0	395
41	Kratkoročna	-878	-922	-57	0	0	-5	-47	-5	0	135
42	Dolgoročna	-4.813	-999	-4.005	0	-3.367	-9	-628	0	0	260
5	Lastniški kapital	295	207	88	0	114	41	-67	0	0	0
511	Delnice, ki kotirajo	29	26	3	0	0	0	3	0	0	0
512	Delnice, ki ne kotirajo	143	28	115	0	114	0	1	0	0	0
519	Drug lastniški kapital	85	153	-68	0	0	2	-70	0	0	0
52	Delnice/enote investicijskih skladov	39	0	39	0	0	39	0	0	0	0
6	Zavarovanja in pokojninske sheme	121	0	121	0	0	0	0	75	46	0
61	Rezervacije iz neživljenjskih zavarovanj	14	0	14	0	0	0	0	14	0	0
62	Življenjska zavarovanja	41	0	41	0	0	0	0	41	0	0
63+64+65	Pokojninske pravice	66	0	66	0	0	0	0	20	46	0
7	Izvedeni finančni instrumenti	-85	-12	-71	-21	-50	0	-1	0	0	-2
8	Druge obveznosti	-861	-867	-47	-1	-10	-7	45	-80	6	37
81	Komercialni krediti in predujmi	-683	-685	-83	-1	2	1	15	-100	0	19
89	Drugo	-178	-181	35	0	-12	-8	30	19	6	18
	Neto finančne transakcije	2.175	1.886	1.308	75	715	39	369	43	68	-1.899
		Gospodarstvo Slovenije/ *Total economy*	Nefinančne družbe/ *Non-financial corporations*	Finančne družbe/ *Financial corporations*	Centralna banka/ *Central Bank*	Druge denarne finančne institucije/ *Other monetary financial institutions*	Investicijski skladi razen MMF/ *Non-MMF investment funds*	Drugi finančni posredniki razen skladov/ *Other financial intermediaries except funds*	Zavarovalne družbe/ *Insurance corporations*	Pokojninski skladi/ *Pension funds*	Država/ *General government*
		S1	S11	S12	S121	S122+S123	S124	S125+S126 +S127	S128	S129	S13

Non-consolidated financial accounts - transactions 2014 A.1.14.

EUR millions

A.1.14.

Institutional sectors											
S1311	S1313	S1314	S14	S15	S2	S21	S2111	S2112	S22	Financial Instruments	Code
5.004	-11	16	787	6	3.313	2.363	440	1.923	949	**Financial Assets**	F
0	0	0	0	0	0	0	0	0	0	Monetary gold and SDRs	1
4.279	-31	108	869	16	-805	-861	-783	-78	56	Currency and deposits	2
0	0	0	94	0	368	368	368	0	0	Currency	21
2.356	14	18	925	26	-1.037	-1.064	-1.005	-59	27	Transferable deposits	22
1.924	-45	90	-149	-10	-136	-166	-147	-19	30	Other deposits	29
-85	0	-46	-91	-8	4.430	3.267	1.883	1.384	1.162	Debt securities	3
-21	0	0	-10	0	128	132	147	-15	-4	Short-term	31
-64	0	-46	-81	-8	4.302	3.136	1.736	1.399	1.166	Long-term	32
868	0	-2	-4	5	-1.142	-925	-1.207	282	-217	Loans	4
176	0	0	6	2	350	302	149	153	48	Short-term	41
692	0	-2	-10	3	-1.492	-1.227	-1.356	129	-265	Long-term	42
-18	0	-14	30	2	978	986	571	415	-8	Equity	5
-61	0	-19	-98	0	876	889	529	360	-14	Listed shares	511
-44	0	0	20	1	165	174	171	3	-9	Unlisted shares	512
75	1	0	27	0	-51	-73	-123	50	22	Other equity	519
12	0	4	82	1	-11	-4	-6	2	-7	Investment fund shares/units	52
1	1	0	138	1	-54	-68	8	-76	14	Insurance and pension schemes	6
1	1	0	23	1	-53	-68	8	-76	15	Non-life technical reserves	61
0	0	0	48	0	0	0	0	0	0	Life insurance	62
0	0	0	66	0	-1	0	0	0	0	Pension entitlements	63+64+65
-1	0	0	0	0	-39	-40	-38	-2	1	Financial derivatives	7
-41	19	-30	-154	-10	-56	4	6	-2	-60	Other accounts receivable	8
-7	13	1	-15	0	-309	-138	-19	-119	-171	Trade credits and advances	81
-34	6	-31	-139	-10	253	142	25	117	111	Other	89
6.916	46	-53	-83	-4	5.487	5.370	5.206	164	117	**Liabilities**	
0	0	0	0	0	12	0	0	0	12	Monetary gold and SDRs	1
2.179	0	0	0	0	4.821	4.872	4.826	45	-51	Currency and deposits	2
0	0	0	0	0	7	1	0	1	7	Currency	21
0	0	0	0	0	3.149	3.179	3.209	-30	-30	Transferable deposits	22
2.179	0	0	0	0	1.664	1.692	1.618	74	-28	Other deposits	29
4.299	0	0	0	0	488	98	-24	122	391	Debt securities	3
295	0	0	0	0	65	50	24	26	15	Short-term	31
4.004	0	0	0	0	424	48	-48	96	375	Long-term	32
340	55	0	-97	-7	-65	105	69	36	-170	Loans	4
134	1	0	-33	-1	134	122	49	72	13	Short-term	41
206	54	0	-64	-5	-199	-17	20	-37	-182	Long-term	42
0	0	0	0	0	194	271	251	21	-77	Equity	5
0	0	0	0	0	74	53	40	13	22	Listed shares	511
0	0	0	0	0	-30	-7	-5	-2	-23	Unlisted shares	512
0	0	0	0	0	48	109	100	8	-61	Other equity	519
0	0	0	0	0	102	117	115	2	-15	Investment fund shares/units	52
0	0	0	0	0	8	8	6	2	-1	Insurance and pension schemes	6
0	0	0	0	0	1	1	0	2	-1	Non-life technical reserves	61
0	0	0	0	0	7	7	6	1	0	Life insurance	62
0	0	0	0	0	0	0	0	0	0	Pension entitlements	63+64+65
-2	0	0	0	0	-35	-35	-36	1	0	Financial derivatives	7
99	-9	-53	14	3	64	51	114	-63	13	Other accounts payable	8
2	28	-11	65	1	27	10	81	-71	17	Trade credits and advances	81
97	-37	-42	-51	1	37	41	33	7	-4	Other	89
-1.912	-57	69	870	10	-2.175	-3.007	-4.766	1.759	832	**Net financial transactions**	
Centralna država/ *Central government*	Lokalna država/ *Local government*	Skladi socialne varnosti/ *Social security funds*	Gospodinjstva/ *Households*	Nepr.instit., ki opravljajo storitve za gospod./ *Non-profit institutions serving households*	Tujina/ *Rest of the world*	Evropska unija/ *European Union*	Evroobmočje/ *Euro area*	Ostala EU/ *Other EU*	Ostali svet/ Others		
S1311	S1313	S1314	S14	S15	S2	S21	S2111	S2112	S22		

A.1.15. Nekonsolidirani finančni računi - vrednostne spremembe 2014

v mio EUR

A.1.15.

Oznaka	Finančni instrumenti	Institucionalni sektorji									
		S1	S11	S12	S121	S122+S123	S124	S125+S126 +S127	S128	S129	S13
F	**Finančna sredstva**	3.540	-1.618	1.401	131	-1.083	300	1.354	540	159	2.812
1	Denarno zlato in PPČ	27	0	27	27	0	0	0	0	0	0
2	Gotovina in vloge	153	-7	133	35	36	-3	61	12	-7	28
21	Gotovina	-8	-9	1	0	1	0	0	0	0	0
22	Prenosljive vloge	119	-22	155	120	11	3	31	-10	0	9
29	Druge vloge	42	25	-23	-85	24	-6	30	22	-8	19
3	Dolžniški vrednostni papirji	932	4	869	70	281	15	8	360	136	40
31	Kratkoročni	29	4	26	-1	33	0	-1	-5	0	-1
32	Dolgoročni	903	0	844	71	248	15	9	365	136	41
4	Posojila	-321	-183	-1.374	2	-1.444	6	43	19	-1	1.246
41	Kratkoročna	-84	-90	-530	0	-673	1	124	19	0	555
42	Dolgoročna	-237	-94	-845	2	-771	6	-81	0	-1	692
5	Lastniški kapital	2.190	-1.472	1.672	0	4	274	1.203	155	35	1.455
511	Delnice, ki kotirajo	1.204	-74	626	0	97	225	218	69	17	501
512	Delnice, ki ne kotirajo	265	-1.051	463	-21	-48	19	530	-15	-3	659
519	Drug lastniški kapital	336	-348	392	21	-48	6	414	-2	0	269
52	Delnice/enote investicijskih skladov	384	2	192	0	4	23	40	103	21	26
6	Zavarovanja in pokojninske sheme	410	-4	1	0	0	1	-1	1	0	8
61	Rezervacije iz neživljenjskih zavarovanj	-2	-4	1	0	0	1	-1	1	0	8
62	Življenjska zavarovanja	210	0	0	0	0	0	0	0	0	0
63+64+65	Pokojninske pravice	201	0	0	0	0	0	0	0	0	0
7	Izvedeni finančni instrumenti	82	30	52	-2	57	0	0	-3	0	0
8	Druge terjatve	67	14	20	0	-17	7	39	-4	-5	34
81	Komercialni krediti in predujmi	40	21	8	0	-4	1	9	3	0	-1
89	Drugo	27	-7	12	0	-13	6	30	-7	-4	35
F	**Obveznosti**	6.219	423	2.711	175	551	291	946	595	153	3.083
1	Denarno zlato in PPČ	16	0	16	16	0	0	0	0	0	0
2	Gotovina in vloge	84	0	72	9	64	0	0	0	0	11
21	Gotovina	-9	0	-9	-9	0	0	0	0	0	0
22	Prenosljive vloge	-14	0	-14	7	-21	0	0	0	0	0
29	Druge vloge	107	0	95	11	84	0	0	0	0	12
3	Dolžniški vrednostni papirji	2.896	-18	81	0	-15	0	93	3	0	2.833
331	Kratkoročni	-2	1	4	0	0	0	4	0	0	-6
332	Dolgoročni	2.898	-18	77	0	-15	0	89	3	0	2.838
4	Posojila	-117	-34	-29	0	13	8	-50	0	0	2
41	Kratkoročna	-91	-228	150	0	0	6	145	0	0	-1
42	Dolgoročna	-25	194	-179	0	13	2	-194	0	0	3
5	Lastniški kapital	2.591	361	2.031	122	419	282	866	340	3	199
511	Delnice, ki kotirajo	1.005	695	310	0	0	0	79	231	0	0
512	Delnice, ki ne kotirajo	210	-741	792	0	418	0	256	116	2	159
519	Drug lastniški kapital	1.111	407	665	122	0	18	531	-8	1	40
52	Delnice/enote investicijskih skladov	265	0	265	0	1	264	0	0	0	0
6	Zavarovanja in pokojninske sheme	404	0	404	0	0	0	0	253	151	0
61	Rezervacije iz neživljenjskih zavarovanj	-6	0	-6	0	0	0	0	-6	0	0
62	Življenjska zavarovanja	209	0	209	0	0	0	0	209	0	0
63+64+65	Pokojninske pravice	201	0	201	0	0	0	0	50	151	0
7	Izvedeni finančni instrumenti	119	15	101	27	73	0	1	0	0	4
8	Druge obveznosti	226	99	34	0	-3	1	37	-1	-1	34
81	Komercialni krediti in predujmi	197	129	12	0	0	0	12	0	0	8
89	Drugo	29	-30	22	0	-3	1	25	-1	-1	26
	Neto vrednostne spremembe	-2.680	-2.040	-1.310	-43	-1.634	9	408	-55	6	-271
		Gospodarstvo Slovenije/ *Total economy*	Nefinančne družbe/ *Non-financial corporations*	Finančne družbe/ *Financial corporations*	Centralna banka/ *Central Bank*	Druge denarne finančne institucije/ *Other monetary financial institutions*	Investicijski skladi razen MMF/ *Non-MMF investment funds*	Drugi finančni posredniki razen skladov/ *Other financial intermediaries except funds*	Zavarovalne družbe/ *Insurance corporations*	Pokojninski skladi/ *Pension funds*	Država/ *General government*
		S1	S11	S12	S121	S122+S123	S124	S125+S126 +S127	S128	S129	S13

Non-consolidated financial accounts - revaluation changes 2014 A.1.15.

EUR millions

A.1.15.

Institutional sectors											
S1311	S1313	S1314	S14	S15	S2	S21	S2111	S2112	S22	Financial Instruments	Code
2.624	22	166	941	4	3.017	2.295	1.706	589	723	**Financial Assets**	F
0	0	0	0	0	16	0	0	0	16	Monetary gold and SDRs	1
26	1	1	2	-4	9	8	7	2	1	Currency and deposits	2
0	0	0	0	0	0	0	0	0	0	Currency	21
7	-1	3	-14	-9	0	-1	-2	1	1	Transferable deposits	22
19	2	-2	16	5	10	9	9	1	0	Other deposits	29
22	0	18	18	0	2.257	1.616	1.158	459	641	Debt securities	3
-1	0	0	0	0	-2	-2	-2	0	0	Short-term	31
23	0	18	18	0	2.258	1.618	1.159	459	641	Long-term	32
1.247	-1	0	-8	-1	121	107	94	14	14	Loans	4
555	0	0	-19	0	-6	-13	-16	3	7	Short-term	41
693	-1	0	11	-1	128	121	109	11	7	Long-term	42
1.286	23	145	526	10	469	430	352	78	40	Equity	5
396	6	98	151	1	-94	-124	-123	-1	30	Listed shares	511
632	-1	28	194	1	-78	-60	-74	13	-17	Unlisted shares	512
251	18	0	17	7	636	611	546	65	26	Other equity	519
7	0	19	163	1	4	3	3	0	1	Investment fund shares/units	52
8	0	0	405	0	-3	-3	-5	1	0	Insurance and pension schemes	6
8	0	0	-7	0	-3	-3	-5	1	0	Non-life technical reserves	61
0	0	0	210	0	0	0	0	0	0	Life insurance	62
0	0	0	201	0	0	0	0	0	0	Pension entitlements	63+64+65
0	0	0	0	0	64	68	51	18	-4	Financial derivatives	7
34	-2	2	0	-1	84	69	50	19	15	Other accounts receivable	8
1	-1	0	11	0	67	46	34	11	21	Trade credits and advances	81
33	0	2	-12	-1	17	23	16	7	-6	Other	89
3.083	0	-1	4	-1	337	423	334	89	-85	**Liabilities**	
0	0	0	0	0	27	12	0	12	15	Monetary gold and SDRs	1
12	0	0	0	0	78	67	39	28	11	Currency and deposits	2
0	0	0	0	0	1	0	0	0	1	Currency	21
0	0	0	0	0	133	14	4	11	118	Transferable deposits	22
12	0	0	0	0	-56	52	35	17	-108	Other deposits	29
2.833	0	0	0	0	293	265	173	93	27	Debt securities	3
-6	0	0	0	0	29	31	31	0	-2	Short-term	31
2.838	0	0	0	0	263	234	141	92	29	Long-term	32
2	0	0	-55	-1	-83	-33	-24	-9	-50	Loans	4
-1	0	0	-13	0	2	-31	-14	-17	33	Short-term	41
4	-1	0	-42	-1	-85	-2	-10	8	-82	Long-term	42
199	2	-1	0	0	69	67	106	-39	2	Equity	5
0	0	0	0	0	106	-1	-13	12	107	Listed shares	511
161	0	-1	0	0	-22	1	4	-3	-23	Unlisted shares	512
38	2	0	0	0	-138	-19	24	-42	-120	Other equity	519
0	0	0	0	0	124	86	91	-6	38	Investment fund shares/units	52
0	0	0	0	0	2	2	2	0	0	Insurance and pension schemes	6
0	0	0	0	0	1	1	1	0	0	Non-life technical reserves	61
0	0	0	0	0	1	1	1	0	0	Life insurance	62
0	0	0	0	0	0	0	0	0	0	Pension entitlements	63+64+65
4	0	0	0	0	27	32	34	-2	-4	Financial derivatives	7
35	-1	0	59	1	-75	11	4	7	-86	Other accounts payable	8
8	0	0	47	2	-90	-2	1	-3	-88	Trade credits and advances	81
27	0	0	12	-1	15	13	3	10	2	Other	89
-460	22	167	937	4	2.680	1.872	1.372	500	808	**Net revaluation changes**	
Centralna država/ *Central government*	Lokalna država/ *Local government*	Skladi socialne varnosti/ *Social security funds*	Gospodinjstva/ *Households*	Nepr.instit., ki opravljajo storitve za gospod./ *Non-profit institutions serving households*	Tujina/ *Rest of the world*	Evropska unija/ *European Union*	Evroobmočje/ *Euro area*	Ostala EU/ *Other EU*	Ostali svet/ Others		
S1311	S1313	S1314	S14	S15	S2	S21	S2111	S2112	S22		

A.1.16. Nekonsolidirani finančni računi - stanja 2014 (konec leta)

v mio EUR

A.1.16.

Oznaka	Finančni instrumenti	Institucionalni sektorji									
		S1	S11	S12	S121	S122+S123	S124	S125+S126 +S127	S128	S129	S13
F	**Finančna sredstva**	186.979	41.352	70.683	10.900	42.321	2.245	5.754	7.046	2.418	36.519
1	Denarno zlato in PPČ	348	0	348	348	0	0	0	0	0	0
2	Gotovina in vloge	45.943	5.053	11.674	5.373	4.985	123	412	327	454	10.369
21	Gotovina	2.894	87	325	3	321	0	2	0	0	1
22	Prenosljive vloge	19.011	2.848	5.840	2.517	3.003	80	191	37	11	2.951
29	Druge vloge	24.038	2.118	5.509	2.853	1.661	43	219	290	443	7.417
3	Dolžniški vrednostni papirji	19.912	184	18.968	3.952	9.289	261	29	4.098	1.340	507
31	Kratkoročni	1.005	44	955	63	734	5	4	44	105	4
32	Dolgoročni	18.907	140	18.013	3.889	8.555	256	25	4.054	1.234	503
4	Posojila	45.036	6.043	31.251	1.120	26.743	8	3.230	112	37	7.052
41	Kratkoročna	10.330	3.056	4.998	0	4.514	1	445	38	0	2.014
42	Dolgoročna	34.706	2.987	26.253	1.120	22.229	7	2.785	75	37	5.038
5	Lastniški kapital	46.819	14.529	7.130	103	889	1.842	1.700	2.019	578	15.238
511	Delnice, ki kotirajo	6.621	414	2.527	0	278	1.593	226	341	90	2.180
512	Delnice, ki ne kotirajo	13.554	2.648	1.719	0	388	34	856	432	8	7.948
519	Drug lastniški kapital	23.002	11.359	954	103	211	22	560	58	1	4.904
52	Delnice/enote investicijskih skladov	3.642	108	1.930	0	12	193	58	1.189	479	206
6	Zavarovanja in pokojninske sheme	7.132	408	255	0	37	2	0	216	0	12
61	Rezervacije iz neživljenjskih zavarovanj	1.386	408	255	0	37	2	0	216	0	12
62	Življenjska zavarovanja	2.891	0	0	0	0	0	0	0	0	0
63+64+65	Pokojninske pravice	2.854	0	0	0	0	0	0	0	0	0
7	Izvedeni finančni instrumenti	158	12	138	0	131	0	8	0	0	0
8	Druge terjatve	21.631	15.124	918	3	248	9	375	273	9	3.341
81	Komercialni krediti in predujmi	13.706	12.406	399	1	14	1	171	207	5	447
89	Drugo	7.925	2.718	519	2	234	8	204	66	4	2.894
F	**Obveznosti**	205.213	83.023	66.339	10.361	38.556	2.201	6.032	6.851	2.337	43.634
1	Denarno zlato in PPČ	257	0	257	257	0	0	0	0	0	0
2	Gotovina in vloge	38.390	0	34.122	9.113	25.009	0	0	0	0	4.268
21	Gotovina	4.673	0	4.673	4.673	0	0	0	0	0	0
22	Prenosljive vloge	15.163	0	15.163	4.292	10.871	0	0	0	0	0
29	Druge vloge	18.555	0	14.286	149	14.138	0	0	0	0	4.268
3	Dolžniški vrednostni papirji	32.858	1.088	1.802	0	1.666	0	98	38	0	29.967
331	Kratkoročni	1.013	90	22	0	17	0	4	0	0	902
332	Dolgoročni	31.844	999	1.780	0	1.648	0	94	38	0	29.065
4	Posojila	55.220	29.342	11.407	0	7.073	2	4.307	26	0	3.846
41	Kratkoročna	9.901	7.565	1.091	0	0	1	1.089	0	0	191
42	Dolgoročna	45.320	21.777	10.316	0	7.073	0	3.218	26	0	3.655
5	Lastniški kapital	49.812	37.246	10.606	945	4.435	2.191	1.344	1.648	43	1.960
511	Delnice, ki kotirajo	6.214	5.251	964	0	0	0	152	812	0	0
512	Delnice, ki ne kotirajo	16.060	8.983	5.609	0	4.399	11	409	754	37	1.469
519	Drug lastniški kapital	25.395	23.013	1.891	945	0	75	784	82	6	491
52	Delnice/enote investicijskih skladov	2.143	0	2.143	0	37	2.106	0	0	0	0
6	Zavarovanja in pokojninske sheme	7.209	0	7.209	0	0	0	0	4.927	2.281	0
61	Rezervacije iz neživljenjskih zavarovanj	1.572	0	1.572	0	0	0	0	1.572	0	0
62	Življenjska zavarovanja	2.782	0	2.782	0	0	0	0	2.782	0	0
63+64+65	Pokojninske pravice	2.855	0	2.855	0	0	0	0	574	2.281	0
7	Izvedeni finančni instrumenti	249	50	194	7	186	0	1	0	0	5
8	Druge obveznosti	21.217	15.296	741	39	187	8	282	213	13	3.588
81	Komercialni krediti in predujmi	13.066	10.675	312	1	35	1	143	132	0	1.066
89	Drugo	8.151	4.621	429	37	152	7	138	81	13	2.522
	Neto finančna sredstva	-18.234	-41.671	4.344	539	3.765	43	-278	195	80	-7.114
		Gospodarstvo Slovenije/ *Total economy*	Nefinančne družbe/ *Non-financial corporations*	Finančne družbe/ *Financial corporations*	Centralna banka/ *Central Bank*	Druge denarne finančne institucije/ *Other monetary financial institutions*	Investicijski skladi razen MMF/ *Non-MMF investment funds*	Drugi finančni posredniki razen skladov/ *Other financial intermediaries except funds*	Zavarovalne družbe/ *Insurance corporations*	Pokojninski skladi/ *Pension funds*	Država/ *General government*
		S1	S11	S12	S121	S122+S123	S124	S125+S126 +S127	S128	S129	S13

Non-consolidated financial accounts - outstanding amounts 2014 (end of year) A.1.16.

EUR millions

A.1.16.

Institutional sectors											
S1311	S1313	S1314	S14	S15	S2	S21	S2111	S2112	S22	Financial Instruments	Code
33.436	1.390	1.694	37.917	508	57.409	46.589	34.073	12.516	10.820	**Financial Assets**	F
0	0	0	0	0	257	0	0	0	257	Monetary gold and SDRs	1
9.901	348	119	18.537	310	3.497	3.174	3.001	173	323	Currency and deposits	2
0	0	0	2.482	0	1.815	1.815	1.815	0	0	Currency	21
2.728	200	23	7.210	162	374	213	97	116	161	Transferable deposits	22
7.173	148	97	8.845	148	1.308	1.146	1.088	57	163	Other deposits	29
391	0	116	237	15	22.493	16.267	11.037	5.229	6.227	Debt securities	3
4	0	0	1	0	232	232	232	0	0	Short-term	31
387	0	116	236	15	22.261	16.035	10.805	5.229	6.226	Long-term	32
7.043	9	0	685	6	15.676	14.432	10.242	4.190	1.244	Loans	4
2.013	0	0	259	4	1.549	1.231	818	413	317	Short-term	41
5.029	9	0	426	2	14.127	13.201	9.424	3.777	926	Long-term	42
13.615	541	1.082	9.822	100	9.979	8.552	6.779	1.773	1.427	Equity	5
1.598	11	571	1.496	5	1.583	1.343	617	725	241	Listed shares	511
7.627	50	272	1.184	54	2.973	2.390	2.142	248	583	Unlisted shares	512
4.317	480	108	5.753	32	5.401	4.804	4.010	794	598	Other equity	519
73	1	131	1.389	9	21	16	10	6	6	Investment fund shares/units	52
11	1	0	6.456	2	218	133	30	104	84	Insurance and pension schemes	6
11	1	0	710	2	216	132	29	103	84	Non-life technical reserves	61
0	0	0	2.891	0	0	0	0	0	0	Life insurance	62
0	0	0	2.854	0	1	1	0	1	0	Pension entitlements	63+64+65
0	0	0	7	0	175	169	125	44	6	Financial derivatives	7
2.474	489	377	2.173	75	5.113	3.862	2.859	1.003	1.251	Other accounts receivable	8
232	192	23	432	22	4.497	3.447	2.635	812	1.050	Trade credits and advances	81
2.242	298	354	1.741	53	616	415	224	191	200	Other	89
41.091	1.424	1.120	12.105	112	39.174	29.698	24.315	5.383	9.476	**Liabilities**	
0	0	0	0	0	348	101	0	101	247	Monetary gold and SDRs	1
4.268	0	0	0	0	11.050	10.638	10.255	383	412	Currency and deposits	2
0	0	0	0	0	37	8	0	8	28	Currency	21
0	0	0	0	0	4.222	3.951	3.871	80	271	Transferable deposits	22
4.268	0	0	0	0	6.792	6.678	6.384	295	113	Other deposits	29
29.967	0	0	0	0	9.548	8.148	6.963	1.186	1.399	Debt securities	3
902	0	0	0	0	224	208	181	27	16	Short-term	31
29.065	0	0	0	0	9.324	7.941	6.782	1.159	1.383	Long-term	32
3.046	798	2	10.549	77	5.492	3.522	2.151	1.371	1.970	Loans	4
173	18	0	1.031	23	1.978	1.377	596	781	601	Short-term	41
2.873	780	2	9.518	53	3.514	2.145	1.555	590	1.368	Long-term	42
1.035	6	919	0	0	6.986	3.559	2.608	951	3.427	Equity	5
0	0	0	0	0	1.991	578	422	156	1.412	Listed shares	511
550	0	919	0	0	467	182	112	70	285	Unlisted shares	512
485	6	0	0	0	3.008	1.596	886	709	1.413	Other equity	519
0	0	0	0	0	1.520	1.203	1.187	16	317	Investment fund shares/units	52
0	0	0	0	0	141	134	115	19	7	Insurance and pension schemes	6
0	0	0	0	0	31	25	17	8	6	Non-life technical reserves	61
0	0	0	0	0	110	109	98	11	1	Life insurance	62
0	0	0	0	0	0	0	0	0	0	Pension entitlements	63+64+65
5	0	0	0	0	83	82	66	16	2	Financial derivatives	7
2.769	619	199	1.557	35	5.526	3.515	2.159	1.356	2.012	Other accounts payable	8
720	306	40	985	28	5.137	3.243	1.966	1.277	1.894	Trade credits and advances	81
2.050	313	159	572	7	390	271	193	78	118	Other	89
-7.654	-34	574	25.811	396	18.235	16.891	9.757	7.134	1.344	**Net financial assets**	
Centralna država/ *Central government*	Lokalna država/ *Local government*	Skladi socialne varnosti/ *Social security funds*	Gospodinjstva/ *Households*	Nepr.instit., ki opravljajo storitve za gospod./ *Non-profit institutions serving households*	Tujina/ *Rest of the world*	Evropska unija/ *European Union*	Evroobmočje/ *Euro area*	Ostala EU/ *Other EU*	Ostali svet/ Others		
S1311	S1313	S1314	S14	S15	S2	S21	S2111	S2112	S22		

A.2.1. Konsolidirani finančni računi - stanja 2009 (konec leta)

v mio EUR

A.2.1.

Oznaka	Finančni instrumenti	Institucionalni sektorji									
		S1	S11	S12	S121	S122+S123	S124	S125+S126 +S127	S128	S129	S13
F	**Finančna sredstva**	136.873	19.314	65.244	9.996	48.826	2.263	7.092	4.698	1.685	16.150
1	Denarno zlato in PPČ	294	0	294	294	0	0	0	0	0	0
2	Gotovina in vloge	31.270	4.081	5.952	3.380	4.373	201	192	374	365	4.336
21	Gotovina	2.053	71	19	0	267	0	2	0	0	4
22	Prenosljive vloge	7.690	1.598	256	3	1.485	64	91	12	7	209
29	Druge vloge	21.527	2.411	5.676	3.378	2.621	137	100	361	358	4.122
3	Dolžniški vrednostni papirji	15.408	230	14.414	4.364	6.812	225	27	2.634	1.059	269
31	Kratkoročni	1.965	17	1.942	0	1.859	0	3	82	0	0
32	Dolgoročni	13.443	213	12.472	4.364	4.953	225	24	2.552	1.059	269
4	Posojila	41.834	2.229	38.383	1.779	35.503	26	5.172	95	48	280
41	Kratkoročna	11.791	1.288	10.088	0	10.697	26	630	5	0	5
42	Dolgoročna	30.043	941	28.295	1.779	24.806	0	4.541	89	48	276
5	Lastniški kapital	28.856	5.001	4.791	81	1.628	1.806	1.092	1.323	210	8.561
511	Delnice, ki kotirajo	8.155	576	2.757	0	842	1.546	323	298	77	2.600
512	Delnice, ki ne kotirajo	5.707	1.222	1.129	23	467	101	529	232	41	2.214
519	Drug lastniški kapital	12.800	3.006	409	58	234	2	181	75	2	3.648
52	Delnice/enote investicijskih skladov	2.193	197	496	0	85	157	60	718	90	99
6	Zavarovanja in pokojninske sheme	5.340	450	30	0	41	0	1	30	0	10
61	Rezervacije iz neživljenjskih zavarovanj	1.241	450	30	0	41	0	1	30	0	10
62	Življenjska zavarovanja	2.066	0	0	0	0	0	0	0	0	0
63+64+65	Pokojninske pravice	2.034	0	0	0	0	0	0	0	0	0
7	Izvedeni finančni instrumenti	257	34	208	0	215	0	4	4	0	5
8	Druge terjatve	13.613	7.288	1.172	97	253	5	604	238	3	2.689
81	Komercialni krediti in predujmi	7.947	6.430	540	0	16	0	360	168	0	273
89	Drugo	5.667	858	632	97	237	5	244	70	3	2.416
F	**Obveznosti**	153.102	61.625	64.182	9.588	47.292	2.154	7.814	4.998	1.654	15.369
1	Denarno zlato in PPČ	235	0	235	235	0	0	0	0	0	0
2	Gotovina in vloge	34.302	0	34.215	8.535	28.613	0	0	0	0	88
21	Gotovina	3.284	0	3.284	3.534	0	0	0	0	0	0
22	Prenosljive vloge	10.860	0	10.860	4.634	7.631	0	0	0	0	0
29	Druge vloge	20.159	0	20.071	367	20.983	0	0	0	0	88
3	Dolžniški vrednostni papirji	14.996	733	2.317	0	2.965	0	11	50	0	11.946
331	Kratkoročni	764	7	7	0	2	0	7	0	0	749
332	Dolgoročni	14.232	725	2.310	0	2.963	0	4	50	0	11.197
4	Posojila	54.945	30.012	13.575	0	11.079	68	6.611	58	0	1.045
41	Kratkoročna	10.777	8.818	514	0	0	52	1.720	14	0	21
42	Dolgoročna	44.168	21.194	13.061	0	11.079	16	4.891	45	0	1.025
5	Lastniški kapital	30.333	22.887	7.446	683	4.096	2.068	902	1.016	30	0
511	Delnice, ki kotirajo	6.863	5.544	1.319	0	647	0	298	703	0	0
512	Delnice, ki ne kotirajo	8.228	4.618	3.610	0	3.435	6	139	268	25	0
519	Drug lastniški kapital	13.829	12.725	1.104	683	0	50	465	45	5	0
52	Delnice/enote investicijskih skladov	1.412	0	1.412	0	14	2.012	0	0	0	0
6	Zavarovanja in pokojninske sheme	5.314	0	5.314	0	0	0	0	3.739	1.618	0
61	Rezervacije iz neživljenjskih zavarovanj	1.303	0	1.303	0	0	0	0	1.346	0	0
62	Življenjska zavarovanja	1.975	0	1.975	0	0	0	0	1.975	0	0
63+64+65	Pokojninske pravice	2.036	0	2.036	0	0	0	0	418	1.618	0
7	Izvedeni finančni instrumenti	376	150	226	7	223	0	10	0	0	0
8	Druge obveznosti	12.600	7.842	854	127	315	18	280	135	6	2.290
81	Komercialni krediti in predujmi	7.470	5.042	288	2	36	0	171	84	0	1.041
89	Drugo	5.131	2.800	566	125	280	18	110	51	6	1.249
	Neto finančna sredstva	-16.229	-42.311	1.061	408	1.535	109	-722	-300	31	781
		Gospodarstvo Slovenije/ *Total economy*	Nefinančne družbe/ *Non-financial corporations*	Finančne družbe/ *Financial corporations*	Centralna banka/ *Central Bank*	Druge denarne finančne institucije/ *Other monetary financial institutions*	Investicijski skladi razen MMF/ *Non-MMF investment funds*	Drugi finančni posredniki razen skladov/ *Other financial intermediaries except funds*	Zavarovalne družbe/ *Insurance corporations*	Pokojninski skladi/ *Pension funds*	Država/ *General government*
		S1	S11	S12	S121	S122+S123	S124	S125+S126 +S127	S128	S129	S13

Consolidated financial accounts - outstanding amounts 2009 (end of year) A.2.1.

EUR millions

Institutional sectors											
S1311	S1313	S1314	S14	S15	S2	S21	S2111	S2112	S22	Financial Instruments	Code
14.627	1.160	1.922	35.624	541	50.305	45.087	37.669	7.418	5.218	**Financial Assets**	F
0	0	0	0	0	235	0	0	0	235	Monetary gold and SDRs	1
3.877	351	161	16.586	315	9.741	9.283	9.212	71	457	Currency and deposits	2
0	4	0	1.958	0	1.252	1.252	1.252	0	0	Currency	21
94	111	4	5.493	134	3.598	3.433	3.406	28	164	Transferable deposits	22
3.783	236	157	9.136	182	4.891	4.599	4.555	44	293	Other deposits	29
110	1	211	438	57	8.909	8.337	5.298	3.039	572	Debt securities	3
0	0	0	6	0	0	0	0	0	0	Short-term	31
110	1	211	432	57	8.909	8.337	5.298	3.039	572	Long-term	32
352	10	1	934	8	18.266	17.424	14.154	3.271	842	Loans	4
4	2	0	406	5	910	753	684	69	157	Short-term	41
349	8	1	529	3	17.356	16.671	13.469	3.202	685	Long-term	42
8.136	476	1.195	10.412	90	8.125	6.289	5.847	442	1.836	Equity	5
1.764	11	826	2.214	8	623	372	322	51	250	Listed shares	511
3.188	77	194	1.100	43	3.286	2.465	2.373	92	821	Unlisted shares	512
3.149	383	116	5.710	27	4.199	3.443	3.144	299	757	Other equity	519
36	5	59	1.388	13	18	9	8	1	8	Investment fund shares/units	52
7	0	3	4.850	1	98	62	39	23	36	Insurance and pension schemes	6
7	0	3	751	1	92	61	38	23	31	Non-life technical reserves	61
0	0	0	2.066	0	3	1	0	0	2	Life insurance	62
0	0	0	2.034	0	2	0	0	0	2	Pension entitlements	63+64+65
5	0	0	9	0	209	180	133	47	29	Financial derivatives	7
2.140	322	352	2.395	70	4.723	3.511	2.987	524	1.212	Other accounts receivable	8
104	147	21	685	19	4.360	3.294	2.784	510	1.066	Trade credits and advances	81
2.037	174	330	1.710	50	363	217	203	14	146	Other	89
14.434	1.100	1.395	11.784	142	34.076	20.603	17.968	2.635	13.473	**Liabilities**	
0	0	0	0	0	294	0	0	0	294	Monetary gold and SDRs	1
141	0	0	0	0	6.708	5.993	5.511	482	716	Currency and deposits	2
0	0	0	0	0	21	2	0	2	18	Currency	21
0	0	0	0	0	428	348	290	58	81	Transferable deposits	22
141	0	0	0	0	6.260	5.643	5.220	422	617	Other deposits	29
11.999	0	0	0	0	9.321	8.026	7.240	786	1.295	Debt securities	3
749	0	0	0	0	1.202	1.192	1.161	31	10	Short-term	31
11.250	0	0	0	0	8.119	6.834	6.080	755	1.285	Long-term	32
597	528	3	10.210	102	5.156	1.276	963	313	3.880	Loans	4
1	20	0	1.395	28	1.925	641	473	168	1.284	Short-term	41
596	507	3	8.815	74	3.231	635	490	145	2.596	Long-term	42
0	0	1.245	0	0	6.647	2.169	1.823	346	4.478	Equity	5
0	0	0	0	0	1.914	637	506	132	1.277	Listed shares	511
0	0	1.245	0	0	765	307	200	107	458	Unlisted shares	512
0	0	0	0	0	3.169	639	551	88	2.530	Other equity	519
0	0	0	0	0	799	585	566	19	214	Investment fund shares/units	52
0	0	0	0	0	124	115	100	15	9	Insurance and pension schemes	6
0	0	0	0	0	30	26	19	7	4	Non-life technical reserves	61
0	0	0	0	0	94	89	80	8	5	Life insurance	62
0	0	0	0	0	0	0	0	0	0	Pension entitlements	63+64+65
0	0	0	0	0	90	77	54	24	12	Financial derivatives	7
1.696	572	147	1.574	40	5.736	2.948	2.277	670	2.788	Other accounts payable	8
677	338	27	1.066	32	4.837	2.294	1.659	635	2.543	Trade credits and advances	81
1.019	235	120	507	8	899	654	618	35	245	Other	89
193	60	528	23.840	399	16.230	24.484	19.701	4.783	-8.254	**Net financial assets**	
Centralna država/ *Central government*	Lokalna država/ *Local government*	Skladi socialne varnosti/ *Social security funds*	Gospodinjstva/ *Households*	Nepr.instit., ki opravljajo storitve za gospod./ *Non-profit institutions serving households*	Tujina/ *Rest of the world*	Evropska unija/ *European Union*	Evroobmočje/ *Euro area*	Ostala EU/ *Other EU*	Ostali svet/ Others		
S1311	S1313	S1314	S14	S15	S2	S21	S2111	S2112	S22		

A.2.1.

A.2.2. Konsolidirani finančni računi - transakcije 2010

v mio EUR

A.2.2.

Oznaka	Finančni instrumenti	Institucionalni sektorji									
		S1	S11	S12	S121	S122+S123	S124	S125+S126 +S127	S128	S129	S13
F	**Finančna sredstva**	-580	506	-1.440	-1.454	-1.799	13	-545	392	235	-695
1	Denarno zlato in PPČ	0	0	0	0	0	0	0	0	0	0
2	Gotovina in vloge	-1.603	184	-1.461	233	-1.774	-38	-38	115	111	-989
21	Gotovina	134	10	-3	0	-14	0	-2	0	0	-2
22	Prenosljive vloge	807	283	-11	39	-528	-7	-5	10	1	50
29	Druge vloge	-2.544	-109	-1.447	195	-1.232	-31	-32	105	110	-1.037
3	Dolžniški vrednostni papirji	-507	-24	-509	179	-807	4	-12	164	35	34
31	Kratkoročni	-1.178	-7	-1.168	0	-1.098	2	0	-81	8	0
32	Dolgoročni	671	-17	660	179	291	3	-12	245	27	34
4	Posojila	1.055	208	717	-1.752	939	1	-407	11	-2	100
41	Kratkoročna	-743	164	-914	0	-1.151	1	-69	21	0	0
42	Dolgoročna	1.798	44	1.631	-1.752	2.090	0	-338	-10	-2	100
5	Lastniški kapital	-118	-257	232	5	92	40	-44	116	91	-1
511	Delnice, ki kotirajo	4	5	47	0	2	62	-47	4	7	-15
512	Delnice, ki ne kotirajo	-12	-74	76	0	61	-7	18	11	-1	2
519	Drug lastniški kapital	-169	-158	9	5	25	1	3	-28	0	-15
52	Delnice/enote investicijskih skladov	60	-31	100	0	5	-16	-17	129	85	27
6	Zavarovanja in pokojninske sheme	432	-13	-13	0	2	0	0	-13	0	-1
61	Rezervacije iz neživljenjskih zavarovanj	2	-13	-13	0	2	0	0	-13	0	-1
62	Življenjska zavarovanja	175	0	0	0	0	0	0	0	0	0
63+64+65	Pokojninske pravice	255	0	0	0	0	0	0	0	0	0
7	Izvedeni finančni instrumenti	-257	-35	-219	-19	-197	0	0	0	0	0
8	Druge terjatve	418	444	-188	-100	-55	6	-43	-2	0	162
81	Komercialni krediti in predujmi	286	343	-68	0	-21	0	-53	3	0	26
89	Drugo	132	100	-119	-100	-34	6	9	-5	0	136
F	**Obveznosti**	709	807	-2.131	-1.597	-2.337	2	-396	263	215	1.381
1	Denarno zlato in PPČ	0	0	0	0	0	0	0	0	0	0
2	Gotovina in vloge	-2.016	0	-2.023	-1.430	-522	0	0	0	0	7
21	Gotovina	166	0	166	154	0	0	0	0	0	0
22	Prenosljive vloge	-419	0	-419	-1.739	840	0	0	0	0	0
29	Druge vloge	-1.764	0	-1.770	154	-1.363	0	0	0	0	7
3	Dolžniški vrednostni papirji	1.583	-17	725	0	812	0	-7	-7	0	875
331	Kratkoročni	-729	2	-7	0	-2	0	-7	0	0	-724
332	Dolgoročni	2.312	-19	732	0	814	0	-1	-7	0	1.599
4	Posojila	293	102	-856	0	-2.448	-24	-310	-3	2	442
41	Kratkoročna	-951	-885	-53	0	0	-22	-313	-3	0	15
42	Dolgoročna	1.244	988	-803	0	-2.449	-3	4	0	2	427
5	Lastniški kapital	165	253	-88	0	-5	30	-56	11	0	0
511	Delnice, ki kotirajo	60	49	11	0	-5	0	-5	1	0	0
512	Delnice, ki ne kotirajo	41	35	6	0	2	0	-1	11	0	0
519	Drug lastniški kapital	122	169	-48	0	0	0	-50	0	0	0
52	Delnice/enote investicijskih skladov	-58	0	-58	0	-1	30	0	0	0	0
6	Zavarovanja in pokojninske sheme	461	0	461	0	0	0	0	250	213	0
61	Rezervacije iz neživljenjskih zavarovanj	34	0	34	0	0	0	0	36	0	0
62	Življenjska zavarovanja	172	0	172	0	0	0	0	172	0	0
63+64+65	Pokojninske pravice	255	0	255	0	0	0	0	43	213	0
7	Izvedeni finančni instrumenti	-383	-164	-218	-70	-150	0	3	0	0	0
8	Druge obveznosti	607	633	-131	-97	-23	-3	-26	11	1	57
81	Komercialni krediti in predujmi	418	393	-20	1	1	0	-27	4	0	-3
89	Drugo	189	240	-111	-98	-24	-3	1	7	1	60
	Neto finančne transakcije	-1.290	-301	691	143	537	11	-149	129	19	-2.076
		Gospodarstvo Slovenije/ *Total economy*	Nefinančne družbe/ *Non-financial corporations*	Finančne družbe/ *Financial corporations*	Centralna banka/ *Central Bank*	Druge denarne finančne institucije/ *Other monetary financial institutions*	Investicijski skladi razen MMF/ *Non-MMF investment funds*	Drugi finančni posredniki razen skladov/ *Other financial intermediaries except funds*	Zavarovalne družbe/ *Insurance corporations*	Pokojninski skladi/ *Pension funds*	Država/ *General government*
		S1	S11	S12	S121	S122+S123	S124	S125+S126 +S127	S128	S129	S13

Consolidated financial accounts - transactions 2010 A.2.2.

EUR millions

A.2.2.

Institutional sectors											
S1311	S1313	S1314	S14	S15	S2	S21	S2111	S2112	S22	Financial Instruments	Code
-651	-3	-60	1.051	-2	324	72	-1.066	1.138	252	**Financial Assets**	F
0	0	0	0	0	0	0	0	0	0	Monetary gold and SDRs	1
-930	-24	-71	664	-1	-1.814	-1.755	-1.765	10	-59	Currency and deposits	2
0	-2	0	129	0	33	33	33	0	0	Currency	21
7	42	0	475	10	-1.240	-1.258	-1.247	-11	18	Transferable deposits	22
-938	-65	-71	60	-11	-608	-530	-551	21	-77	Other deposits	29
37	-1	-13	2	-11	2.188	2.311	1.164	1.146	-123	Debt securities	3
0	0	0	-4	0	0	0	0	0	0	Short-term	31
37	-1	-13	6	-11	2.188	2.311	1.164	1.146	-123	Long-term	32
104	-1	0	26	5	-623	-766	-621	-145	142	Loans	4
0	0	0	6	2	-113	-67	-242	175	-46	Short-term	41
104	-1	0	20	3	-510	-699	-379	-320	189	Long-term	42
1	-16	14	-88	-4	335	140	62	78	194	Equity	5
-5	0	-10	-32	-2	171	90	47	43	81	Listed shares	511
2	0	0	-18	1	18	47	47	0	-29	Unlisted shares	512
2	-17	0	-5	0	148	3	-33	36	144	Other equity	519
3	0	24	-33	-4	-2	0	0	0	-2	Investment fund shares/units	52
-1	0	0	458	0	17	7	-1	8	11	Insurance and pension schemes	6
-1	0	0	28	0	19	6	-1	7	13	Non-life technical reserves	61
0	0	0	175	0	-2	0	0	0	-2	Life insurance	62
0	0	0	255	0	0	0	0	0	0	Pension entitlements	63+64+65
0	0	0	-2	0	-188	-184	-142	-43	-4	Financial derivatives	7
138	39	11	-8	9	410	319	237	83	91	Other accounts receivable	8
19	11	-4	-18	4	442	329	246	83	113	Trade credits and advances	81
119	28	14	10	5	-32	-10	-9	0	-23	Other	89
1.182	100	80	637	16	-966	-795	-722	-73	-171	**Liabilities**	
0	0	0	0	0	0	0	0	0	0	Monetary gold and SDRs	1
-29	0	0	0	0	-1.401	-1.314	-1.103	-212	-87	Currency and deposits	2
0	0	0	0	0	1	1	0	1	0	Currency	21
0	0	0	0	0	-14	-81	-59	-22	67	Transferable deposits	22
-29	0	0	0	0	-1.388	-1.234	-1.044	-190	-155	Other deposits	29
864	0	0	0	0	97	176	23	153	-78	Debt securities	3
-724	0	0	0	0	-450	-456	-435	-22	7	Short-term	31
1.588	0	0	0	0	547	632	458	174	-85	Long-term	32
291	104	50	599	5	139	144	172	-28	-5	Loans	4
9	6	0	-28	1	95	13	42	-29	82	Short-term	41
282	98	50	628	4	44	131	130	1	-87	Long-term	42
0	0	0	0	0	52	-57	10	-66	108	Equity	5
0	0	0	0	0	115	16	20	-4	99	Listed shares	511
0	0	0	0	0	-35	-59	-16	-43	23	Unlisted shares	512
0	0	0	0	0	-144	-104	-87	-17	-40	Other equity	519
0	0	0	0	0	116	90	92	-3	27	Investment fund shares/units	52
0	0	0	0	0	-11	-9	-7	-2	-3	Insurance and pension schemes	6
0	0	0	0	0	-13	-11	-7	-5	-1	Non-life technical reserves	61
0	0	0	0	0	1	3	0	3	-1	Life insurance	62
0	0	0	0	0	0	0	0	0	0	Pension entitlements	63+64+65
0	0	0	0	0	-62	-60	-46	-14	-2	Financial derivatives	7
57	-4	30	37	11	221	325	229	96	-104	Other accounts payable	8
14	-34	17	34	14	311	312	222	89	-1	Trade credits and advances	81
43	30	13	4	-3	-90	13	6	7	-102	Other	89
-1.834	-103	-140	415	-18	1.290	867	-343	1.210	423	**Net financial transactions**	
Centralna država/ *Central government*	Lokalna država/ *Local government*	Skladi socialne varnosti/ *Social security funds*	Gospodinjstva/ *Households*	Nepr.instit., ki opravljajo storitve za gospod./ *Non-profit institutions serving households*	Tujina/ *Rest of the world*	Evropska unija/ *European Union*	Evroobmočje/ *Euro area*	Ostala EU/ *Other EU*	Ostali svet/ Others		
S1311	S1313	S1314	S14	S15	S2	S21	S2111	S2112	S22		

A.2.3. Konsolidirani finančni računi - vrednostne spremembe 2010

v mio EUR

A.2.3.

Oznaka	Finančni instrumenti	Institucionalni sektorji									
		S1	S11	S12	S121	S122+S123	S124	S125+S126 +S127	S128	S129	S13
F	**Finančna sredstva**	1.992	-72	189	22	304	30	-248	0	28	1.782
1	Denarno zlato in PPČ	43	0	43	43	0	0	0	0	0	0
2	Gotovina in vloge	97	-105	-10	-28	18	-3	6	-1	3	164
21	Gotovina	-2	-4	2	0	2	0	0	0	0	0
22	Prenosljive vloge	14	-31	-30	-38	8	1	32	5	0	10
29	Druge vloge	85	-70	18	10	8	-4	-26	-6	3	154
3	Dolžniški vrednostni papirji	9	5	-6	-28	-23	2	-1	15	25	13
31	Kratkoročni	-43	-2	-41	0	-40	0	0	-1	0	0
32	Dolgoročni	52	7	35	-28	17	2	-1	15	25	13
4	Posojila	92	22	95	0	258	0	-150	-5	0	2
41	Kratkoročna	-69	-28	-23	0	-7	0	-12	-4	0	-1
42	Dolgoročna	162	49	118	0	265	0	-137	-2	0	3
5	Lastniški kapital	1.387	-23	-206	4	-205	31	-84	-9	0	1.714
511	Delnice, ki kotirajo	-978	-90	-117	0	-84	23	-84	-19	-11	-560
512	Delnice, ki ne kotirajo	2.185	37	-103	4	-53	-14	-7	-23	0	2.249
519	Drug lastniški kapital	16	25	-35	0	-71	0	17	-3	0	10
52	Delnice/enote investicijskih skladov	164	5	49	0	3	22	-10	36	11	15
6	Zavarovanja in pokojninske sheme	167	1	-1	0	0	0	0	-1	0	0
61	Rezervacije iz neživljenjskih zavarovanj	0	1	-1	0	0	0	0	-1	0	0
62	Življenjska zavarovanja	69	0	0	0	0	0	0	0	0	0
63+64+65	Pokojninske pravice	98	0	0	0	0	0	0	0	0	0
7	Izvedeni finančni instrumenti	339	30	307	20	285	0	-3	1	0	0
8	Druge terjatve	-142	-2	-33	11	-29	0	-17	1	0	-111
81	Komercialni krediti in predujmi	-50	-48	6	0	11	0	-7	2	0	18
89	Drugo	-92	46	-39	11	-40	0	-10	-1	0	-129
F	**Obveznosti**	2.259	1.497	507	163	375	83	-152	-102	88	218
1	Denarno zlato in PPČ	15	0	15	15	0	0	0	0	0	0
2	Gotovina in vloge	213	0	229	6	230	0	0	0	0	-17
21	Gotovina	-4	0	-4	-4	0	0	0	0	0	0
22	Prenosljive vloge	103	0	103	3	139	0	0	0	0	0
29	Druge vloge	114	0	131	7	91	0	0	0	0	-17
3	Dolžniški vrednostni papirji	161	14	-10	0	-16	0	0	0	0	158
331	Kratkoročni	0	0	0	0	0	0	0	0	0	0
332	Dolgoročni	161	14	-10	0	-16	0	0	0	0	158
4	Posojila	178	-108	64	0	103	0	-32	0	0	132
41	Kratkoročna	-86	9	-39	0	0	0	-39	0	0	-1
42	Dolgoročna	264	-117	102	0	103	0	7	0	0	133
5	Lastniški kapital	1.289	1.461	-173	59	-67	78	-116	-189	4	1
511	Delnice, ki kotirajo	-1.196	-908	-288	0	-60	0	-58	-227	0	0
512	Delnice, ki ne kotirajo	2.223	2.221	1	0	-7	2	-3	16	4	1
519	Drug lastniški kapital	202	149	53	59	0	3	-54	23	0	0
52	Delnice/enote investicijskih skladov	61	0	61	0	0	73	0	0	0	0
6	Zavarovanja in pokojninske sheme	167	0	167	0	0	0	0	83	84	0
61	Rezervacije iz neživljenjskih zavarovanj	1	0	1	0	0	0	0	1	0	0
62	Življenjska zavarovanja	68	0	68	0	0	0	0	68	0	0
63+64+65	Pokojninske pravice	98	0	98	0	0	0	0	14	84	0
7	Izvedeni finančni instrumenti	536	206	330	74	254	0	-2	0	0	0
8	Druge obveznosti	-300	-76	-114	10	-130	5	-2	3	0	-57
81	Komercialni krediti in predujmi	-93	-57	4	0	0	0	3	1	0	0
89	Drugo	-207	-19	-118	10	-130	5	-6	2	0	-56
	Neto vrednostne spremembe	-267	-1.569	-318	-141	-72	-53	-95	102	-60	1.564
		Gospodarstvo Slovenije/ *Total economy*	Nefinančne družbe/ *Non-financial corporations*	Finančne družbe/ *Financial corporations*	Centralna banka/ *Central Bank*	Druge denarne finančne institucije/ *Other monetary financial institutions*	Investicijski skladi razen MMF/ *Non-MMF investment funds*	Drugi finančni posredniki razen skladov/ *Other financial intermediaries except funds*	Zavarovalne družbe/ *Insurance corporations*	Pokojninski skladi/ *Pension funds*	Država/ *General government*
		S1	S11	S12	S121	S122+S123	S124	S125+S126 +S127	S128	S129	S13

Consolidated financial accounts - revaluation changes 2010 A.2.3.

EUR millions

Institutional sectors											
S1311	S1313	S1314	S14	S15	S2	S21	S2111	S2112	S22	Financial Instruments	Code
1.368	16	-136	92	1	896	445	3.399	-2.954	451	**Financial Assets**	F
0	0	0	0	0	15	0	0	0	15	Monetary gold and SDRs	1
155	6	3	47	1	55	42	42	0	13	Currency and deposits	2
0	0	0	0	0	0	0	0	0	0	Currency	21
7	3	0	63	2	7	0	0	0	7	Transferable deposits	22
148	3	4	-16	-1	48	42	42	0	6	Other deposits	29
5	0	14	-6	3	156	-113	2.844	-2.957	269	Debt securities	3
0	0	0	0	0	0	0	0	0	0	Short-term	31
5	0	14	-6	3	156	-113	2.844	-2.957	269	Long-term	32
1	-2	0	-27	0	258	137	254	-116	121	Loans	4
0	-1	0	-18	0	67	68	55	12	0	Short-term	41
1	-1	0	-9	0	191	70	198	-129	121	Long-term	42
1.310	12	-148	-100	3	175	150	170	-20	24	Equity	5
-399	-2	-159	-211	0	-89	-68	-51	-16	-21	Listed shares	511
1.722	-9	-2	0	2	16	-8	-13	5	24	Unlisted shares	512
-15	24	1	18	-1	247	225	233	-8	22	Other equity	519
2	0	13	93	2	1	1	1	0	0	Investment fund shares/units	52
0	0	0	167	0	0	0	0	0	0	Insurance and pension schemes	6
0	0	0	0	0	0	0	0	0	0	Non-life technical reserves	61
0	0	0	69	0	0	0	0	0	0	Life insurance	62
0	0	0	98	0	0	0	0	0	0	Pension entitlements	63+64+65
0	0	0	1	0	292	295	153	142	-3	Financial derivatives	7
-103	0	-6	10	-5	-54	-67	-64	-3	13	Other accounts receivable	8
19	1	-2	-25	-1	-25	-59	-45	-15	35	Trade credits and advances	81
-122	-2	-4	35	-4	-29	-7	-19	12	-21	Other	89
275	2	-593	32	5	630	258	168	90	372	**Liabilities**	
0	0	0	0	0	43	0	0	0	43	Monetary gold and SDRs	1
-17	0	0	0	0	-61	-37	-30	-7	-24	Currency and deposits	2
0	0	0	0	0	2	0	0	0	2	Currency	21
0	0	0	0	0	-82	-48	-48	0	-33	Transferable deposits	22
-17	0	0	0	0	19	12	18	-7	7	Other deposits	29
165	0	0	0	0	3	-40	-56	16	43	Debt securities	3
0	0	0	0	0	-43	-33	-27	-7	-9	Short-term	31
165	0	0	0	0	46	-6	-29	23	52	Long-term	32
129	0	0	87	3	172	78	71	8	94	Loans	4
-1	0	0	-55	0	84	56	53	3	28	Short-term	41
130	0	0	142	3	88	22	17	5	66	Long-term	42
55	0	-593	0	0	272	140	99	41	132	Equity	5
0	0	0	0	0	129	5	-11	16	125	Listed shares	511
55	0	-593	0	0	-22	3	-15	18	-25	Unlisted shares	512
0	0	0	0	0	61	60	59	1	1	Other equity	519
0	0	0	0	0	104	72	67	5	32	Investment fund shares/units	52
0	0	0	0	0	0	0	0	0	0	Insurance and pension schemes	6
0	0	0	0	0	-1	-1	0	0	0	Non-life technical reserves	61
0	0	0	0	0	1	1	1	0	0	Life insurance	62
0	0	0	0	0	0	0	0	0	0	Pension entitlements	63+64+65
0	0	0	0	0	95	100	73	27	-5	Financial derivatives	7
-58	2	0	-55	2	104	15	10	5	89	Other accounts payable	8
0	0	0	-41	1	18	21	19	1	-3	Trade credits and advances	81
-58	2	0	-14	1	86	-6	-9	3	91	Other	89
1.093	14	457	59	-3	267	188	3.231	-3.044	79	**Net revaluation changes**	
Centralna država/ *Central government*	Lokalna država/ *Local government*	Skladi socialne varnosti/ *Social security funds*	Gospodinjstva/ *Households*	Nepr.instit., ki opravljajo storitve za gospod./ *Non-profit institutions serving households*	Tujina/ *Rest of the world*	Evropska unija/ *European Union*	Evroobmočje/ *Euro area*	Ostala EU/ *Other EU*	Ostali svet/ Others		
S1311	S1313	S1314	S14	S15	S2	S21	S2111	S2112	S22		

A.2.3.

A.2.4. Konsolidirani finančni računi - stanja 2010 (konec leta)

v mio EUR

A.2.4.

Oznaka	Finančni instrumenti	Institucionalni sektorji									
		S1	S11	S12	S121	S122+S123	S124	S125+S126 +S127	S128	S129	S13
F	**Finančna sredstva**	138.284	19.748	63.992	8.564	47.331	2.306	6.299	5.090	1.948	17.237
1	Denarno zlato in PPČ	337	0	337	337	0	0	0	0	0	0
2	Gotovina in vloge	29.763	4.160	4.480	3.586	2.617	160	160	488	479	3.510
21	Gotovina	2.185	77	18	0	255	0	0	0	0	3
22	Prenosljive vloge	8.511	1.851	214	4	964	58	119	27	8	268
29	Druge vloge	19.068	2.232	4.248	3.582	1.397	102	42	461	471	3.239
3	Dolžniški vrednostni papirji	14.910	211	13.899	4.515	5.982	232	14	2.813	1.119	316
31	Kratkoročni	744	8	733	0	720	2	3	0	8	0
32	Dolgoročni	14.166	203	13.166	4.515	5.262	229	11	2.813	1.111	316
4	Posojila	42.982	2.458	39.196	27	36.700	27	4.615	100	46	382
41	Kratkoročna	10.979	1.424	9.151	0	9.538	27	549	22	0	4
42	Dolgoročna	32.003	1.034	30.044	27	27.162	0	4.066	78	46	379
5	Lastniški kapital	30.124	4.721	4.817	91	1.516	1.877	964	1.429	301	10.274
511	Delnice, ki kotirajo	7.181	492	2.687	0	760	1.632	191	283	72	2.025
512	Delnice, ki ne kotirajo	7.880	1.185	1.102	27	475	80	539	220	40	4.465
519	Drug lastniški kapital	12.646	2.873	383	64	188	3	201	43	2	3.643
52	Delnice/enote investicijskih skladov	2.417	171	645	0	93	162	33	883	186	141
6	Zavarovanja in pokojninske sheme	5.940	438	17	0	43	0	1	17	0	9
61	Rezervacije iz neživljenjskih zavarovanj	1.243	438	17	0	43	0	1	17	0	9
62	Življenjska zavarovanja	2.310	0	0	0	0	0	0	0	0	0
63+64+65	Pokojninske pravice	2.386	0	0	0	0	0	0	0	0	0
7	Izvedeni finančni instrumenti	339	29	296	0	304	0	1	4	0	5
8	Druge terjatve	13.890	7.730	951	8	169	11	544	237	3	2.739
81	Komercialni krediti in predujmi	8.183	6.726	477	0	6	0	300	173	0	317
89	Drugo	5.707	1.004	473	7	163	11	244	64	3	2.423
F	**Obveznosti**	156.070	63.928	62.558	8.153	45.330	2.239	7.266	5.158	1.957	16.968
1	Denarno zlato in PPČ	250	0	250	250	0	0	0	0	0	0
2	Gotovina in vloge	32.499	0	32.421	7.110	28.321	0	0	0	0	78
21	Gotovina	3.446	0	3.446	3.683	0	0	0	0	0	0
22	Prenosljive vloge	10.544	0	10.544	2.899	8.610	0	0	0	0	0
29	Druge vloge	18.509	0	18.431	528	19.711	0	0	0	0	78
3	Dolžniški vrednostni papirji	16.740	730	3.031	0	3.761	0	3	43	0	12.979
331	Kratkoročni	34	9	0	0	0	0	0	0	0	25
332	Dolgoročni	16.706	720	3.031	0	3.761	0	3	43	0	12.954
4	Posojila	55.416	30.007	12.784	0	8.734	43	6.269	55	2	1.620
41	Kratkoročna	9.740	7.942	423	0	0	30	1.367	11	0	35
42	Dolgoročna	45.676	22.065	12.361	0	8.734	13	4.902	45	2	1.585
5	Lastniški kapital	31.787	24.601	7.185	742	4.024	2.175	731	839	34	1
511	Delnice, ki kotirajo	5.727	4.684	1.043	0	582	0	235	477	0	0
512	Delnice, ki ne kotirajo	10.492	6.874	3.617	0	3.430	8	135	294	29	1
519	Drug lastniški kapital	14.153	13.043	1.110	742	0	53	360	68	5	0
52	Delnice/enote investicijskih skladov	1.415	0	1.415	0	12	2.114	0	0	0	0
6	Zavarovanja in pokojninske sheme	5.943	0	5.943	0	0	0	0	4.073	1.914	0
61	Rezervacije iz neživljenjskih zavarovanj	1.338	0	1.338	0	0	0	0	1.383	0	0
62	Življenjska zavarovanja	2.216	0	2.216	0	0	0	0	2.216	0	0
63+64+65	Pokojninske pravice	2.389	0	2.389	0	0	0	0	474	1.914	0
7	Izvedeni finančni instrumenti	529	192	337	11	328	0	11	0	0	0
8	Druge obveznosti	12.908	8.399	608	40	162	20	252	149	7	2.291
81	Komercialni krediti in predujmi	7.794	5.378	271	2	36	0	147	89	0	1.038
89	Drugo	5.113	3.022	337	38	126	20	105	59	7	1.253
	Neto finančna sredstva	-17.786	-44.180	1.434	410	2.000	67	-966	-69	-9	268
		Gospodarstvo Slovenije/ *Total economy*	Nefinančne družbe/ *Non-financial corporations*	Finančne družbe/ *Financial corporations*	Centralna banka/ *Central Bank*	Druge denarne finančne institucije/ *Other monetary financial institutions*	Investicijski skladi razen MMF/ *Non-MMF investment funds*	Drugi finančni posredniki razen skladov/ *Other financial intermediaries except funds*	Zavarovalne družbe/ *Insurance corporations*	Pokojninski skladi/ *Pension funds*	Država/ *General government*
		S1	S11	S12	S121	S122+S123	S124	S125+S126 +S127	S128	S129	S13

Consolidated financial accounts - outstanding amounts 2010 (end of year) A.2.4.

EUR millions

Institutional sectors											
S1311	S1313	S1314	S14	S15	S2	S21	S2111	S2112	S22	Financial Instruments	Code
15.344	1.173	1.727	36.767	540	51.526	45.604	40.002	5.602	5.922	**Financial Assets**	F
0	0	0	0	0	250	0	0	0	250	Monetary gold and SDRs	1
3.103	332	93	17.297	316	7.982	7.571	7.489	82	411	Currency and deposits	2
1	2	0	2.087	0	1.285	1.285	1.285	0	0	Currency	21
108	156	4	6.031	146	2.365	2.176	2.159	17	190	Transferable deposits	22
2.994	174	90	9.179	170	4.332	4.110	4.046	65	221	Other deposits	29
152	1	213	435	48	11.253	10.534	9.306	1.228	719	Debt securities	3
0	0	0	3	0	0	0	0	0	0	Short-term	31
152	0	213	432	48	11.253	10.534	9.306	1.228	719	Long-term	32
458	7	0	933	13	17.901	16.796	13.786	3.010	1.105	Loans	4
4	1	0	393	7	865	754	498	256	111	Short-term	41
454	6	0	540	6	17.036	16.042	13.288	2.753	994	Long-term	42
9.447	473	1.061	10.223	89	8.634	6.580	6.080	501	2.054	Equity	5
1.360	9	657	1.970	6	705	395	318	77	310	Listed shares	511
4.912	68	192	1.081	46	3.320	2.504	2.407	96	816	Unlisted shares	512
3.135	391	117	5.722	25	4.593	3.671	3.344	327	922	Other equity	519
40	5	95	1.449	11	16	11	10	1	6	Investment fund shares/units	52
6	1	3	5.475	1	115	68	38	31	47	Insurance and pension schemes	6
6	1	3	779	1	112	67	37	30	44	Non-life technical reserves	61
0	0	0	2.310	0	2	1	0	1	1	Life insurance	62
0	0	0	2.386	0	2	0	0	0	2	Pension entitlements	63+64+65
5	0	0	8	0	312	291	144	147	21	Financial derivatives	7
2.175	360	356	2.396	74	5.079	3.763	3.159	604	1.316	Other accounts receivable	8
142	159	16	642	22	4.777	3.563	2.985	579	1.214	Trade credits and advances	81
2.033	201	341	1.754	52	302	200	175	25	102	Other	89
15.891	1.202	882	12.453	163	33.740	20.066	17.413	2.652	13.674	**Liabilities**	
0	0	0	0	0	337	0	0	0	337	Monetary gold and SDRs	1
95	0	0	0	0	5.246	4.641	4.378	263	605	Currency and deposits	2
0	0	0	0	0	24	3	0	3	21	Currency	21
0	0	0	0	0	332	218	183	35	114	Transferable deposits	22
95	0	0	0	0	4.890	4.420	4.195	225	470	Other deposits	29
13.028	0	0	0	0	9.422	8.162	7.207	955	1.260	Debt securities	3
25	0	0	0	0	709	702	699	3	8	Short-term	31
13.003	0	0	0	0	8.713	7.460	6.508	952	1.252	Long-term	32
1.018	632	52	10.896	109	5.467	1.498	1.206	292	3.969	Loans	4
9	27	0	1.311	29	2.104	710	569	141	1.394	Short-term	41
1.009	605	52	9.585	81	3.363	788	637	151	2.575	Long-term	42
55	0	652	0	0	6.972	2.253	1.932	321	4.719	Equity	5
0	0	0	0	0	2.159	658	515	143	1.500	Listed shares	511
55	0	652	0	0	707	252	169	83	455	Unlisted shares	512
0	0	0	0	0	3.087	596	523	73	2.491	Other equity	519
0	0	0	0	0	1.019	747	725	22	272	Investment fund shares/units	52
0	0	0	0	0	113	106	93	13	7	Insurance and pension schemes	6
0	0	0	0	0	17	14	12	2	3	Non-life technical reserves	61
0	0	0	0	0	96	92	81	12	4	Life insurance	62
0	0	0	0	0	0	0	0	0	0	Pension entitlements	63+64+65
0	0	0	0	0	122	118	81	37	5	Financial derivatives	7
1.695	570	177	1.556	53	6.061	3.288	2.516	771	2.773	Other accounts payable	8
691	303	44	1.060	47	5.166	2.627	1.901	726	2.539	Trade credits and advances	81
1.005	267	133	497	6	895	661	615	46	234	Other	89
-548	-29	845	24.314	378	17.786	25.538	22.589	2.950	-7.752	**Net financial assets**	
Centralna država/ *Central government*	Lokalna država/ *Local government*	Skladi socialne varnosti/ *Social security funds*	Gospodinjstva/ *Households*	Nepr.instit., ki opravljajo storitve za gospod./ *Non-profit institutions serving households*	Tujina/ *Rest of the world*	Evropska unija/ *European Union*	Evroobmočje/ *Euro area*	Ostala EU/ *Other EU*	Ostali svet/ Others		
S1311	S1313	S1314	S14	S15	S2	S21	S2111	S2112	S22		

A.2.4.

A.2.5. Konsolidirani finančni računi - transakcije 2011

v mio EUR

A.2.5.

Oznaka	Finančni instrumenti	Institucionalni sektorji									
		S1	S11	S12	S121	S122+S123	S124	S125+S126 +S127	S128	S129	S13
F	**Finančna sredstva**	1.286	-10	322	1.795	27	-114	-509	446	115	836
1	Denarno zlato in PPČ	11	0	11	11	0	0	0	0	0	0
2	Gotovina in vloge	1.309	0	184	-108	190	-18	40	100	68	747
21	Gotovina	125	17	2	0	5	0	1	0	0	-1
22	Prenosljive vloge	426	-28	177	-3	421	1	-23	-15	0	66
29	Druge vloge	758	11	5	-105	-236	-19	63	115	68	682
3	Dolžniški vrednostni papirji	1.033	-7	1.118	412	539	9	13	83	21	-92
31	Kratkoročni	-388	6	-395	0	-423	1	4	4	20	0
32	Dolgoročni	1.421	-13	1.513	412	962	9	9	79	1	-91
4	Posojila	-807	-75	-893	1.492	-626	-1	-520	22	20	263
41	Kratkoročna	-682	18	-643	0	-804	-1	9	-4	0	-2
42	Dolgoročna	-125	-93	-250	1.492	178	0	-530	26	20	265
5	Lastniški kapital	17	28	94	5	80	-99	-38	235	5	80
511	Delnice, ki kotirajo	-195	89	-106	0	8	-108	-7	56	-19	-83
512	Delnice, ki ne kotirajo	272	-19	120	0	54	1	-12	80	-1	158
519	Drug lastniški kapital	14	-22	7	5	30	1	-21	10	-1	9
52	Delnice/enote investicijskih skladov	-73	-21	73	0	-12	8	2	89	25	-3
6	Zavarovanja in pokojninske sheme	180	0	1	0	-2	0	0	1	0	0
61	Rezervacije iz neživljenjskih zavarovanj	-8	0	1	0	-2	0	0	1	0	0
62	Življenjska zavarovanja	109	0	0	0	0	0	0	0	0	0
63+64+65	Pokojninske pravice	79	0	0	0	0	0	0	0	0	0
7	Izvedeni finančni instrumenti	-267	-94	-172	-21	-157	0	10	1	0	-1
8	Druge terjatve	-191	138	-21	3	3	-6	-14	5	0	-162
81	Komercialni krediti in predujmi	-59	-3	-56	0	-2	0	-49	2	0	73
89	Drugo	-132	141	35	3	5	-6	35	3	0	-234
F	**Obveznosti**	2.397	-94	-810	1.648	-819	-97	-496	305	87	3.261
1	Denarno zlato in PPČ	0	0	0	0	0	0	0	0	0	0
2	Gotovina in vloge	700	0	693	1.688	-907	0	0	0	0	7
21	Gotovina	215	0	215	219	0	0	0	0	0	0
22	Prenosljive vloge	901	0	901	895	210	0	0	0	0	0
29	Druge vloge	-417	0	-424	574	-1.117	0	0	0	0	7
3	Dolžniški vrednostni papirji	2.880	-13	-145	0	-188	0	-2	4	0	3.038
331	Kratkoročni	163	11	148	0	149	0	0	0	0	3
332	Dolgoročni	2.717	-24	-294	0	-337	0	-2	4	0	3.035
4	Posojila	-1.211	87	-1.499	0	372	-6	-577	-5	-2	122
41	Kratkoročna	-373	-356	37	0	0	-8	-115	4	0	-6
42	Dolgoročna	-838	444	-1.536	0	372	2	-462	-9	-2	128
5	Lastniški kapital	152	-40	192	0	157	-84	53	161	0	0
511	Delnice, ki kotirajo	79	-15	94	0	99	0	28	3	0	0
512	Delnice, ki ne kotirajo	206	2	204	0	45	0	4	158	0	0
519	Drug lastniški kapital	-17	-27	10	0	0	7	20	0	0	0
52	Delnice/enote investicijskih skladov	-116	0	-116	0	13	-91	0	0	0	0
6	Zavarovanja in pokojninske sheme	209	0	209	0	0	0	0	138	69	0
61	Rezervacije iz neživljenjskih zavarovanj	19	0	19	0	0	0	0	17	0	0
62	Življenjska zavarovanja	111	0	111	0	0	0	0	111	0	0
63+64+65	Pokojninske pravice	79	0	79	0	0	0	0	10	69	0
7	Izvedeni finančni instrumenti	-392	-122	-269	-41	-229	0	4	1	0	0
8	Druge obveznosti	59	-7	9	1	-25	-7	27	6	19	93
81	Komercialni krediti in predujmi	-144	-75	15	3	6	0	10	2	0	-44
89	Drugo	203	68	-6	-2	-31	-7	16	4	19	137
	Neto finančne transakcije	-1.111	84	1.132	147	846	-17	-13	141	28	-2.425
		Gospodarstvo Slovenije/ *Total economy*	Nefinančne družbe/ *Non-financial corporations*	Finančne družbe/ *Financial corporations*	Centralna banka/ *Central Bank*	Druge denarne finančne institucije/ *Other monetary financial institutions*	Investicijski skladi razen MMF/ *Non-MMF investment funds*	Drugi finančni posredniki razen skladov/ *Other financial intermediaries except funds*	Zavarovalne družbe/ *Insurance corporations*	Pokojninski skladi/ *Pension funds*	Država/ *General government*
		S1	S11	S12	S121	S122+S123	S124	S125+S126 +S127	S128	S129	S13

Consolidated financial accounts - transactions 2011 A.2.5.

EUR millions

A.2.5.

Institutional sectors											
S1311	S1313	S1314	S14	S15	S2	S21	S2111	S2112	S22	Financial Instruments	Code
792	4	56	153	-15	1.221	510	345	165	712	**Financial Assets**	F
0	0	0	0	0	0	0	0	0	0	Monetary gold and SDRs	1
685	-1	63	383	-5	-414	-388	-392	3	-25	Currency and deposits	2
-1	-1	0	107	0	92	92	92	0	0	Currency	21
79	-13	0	200	10	642	651	647	4	-10	Transferable deposits	22
606	13	63	76	-15	-1.148	-1.132	-1.131	-1	-16	Other deposits	29
-13	0	-97	20	-6	1.929	1.645	1.195	451	283	Debt securities	3
0	0	0	2	0	150	150	150	0	0	Short-term	31
-13	0	-97	19	-6	1.779	1.495	1.045	451	283	Long-term	32
265	-1	0	-93	-10	-360	-580	-363	-217	220	Loans	4
-2	0	0	-50	-5	182	156	134	22	26	Short-term	41
266	-1	0	-43	-5	-542	-736	-497	-239	194	Long-term	42
-19	6	93	-183	-1	82	130	90	39	-48	Equity	5
-31	0	-52	-94	-2	160	74	30	44	86	Listed shares	511
6	0	152	9	4	-54	70	74	-4	-124	Unlisted shares	512
2	6	0	20	0	-26	-15	-14	-1	-11	Other equity	519
4	0	-7	-118	-4	2	1	1	0	1	Investment fund shares/units	52
1	0	0	180	0	27	12	3	9	14	Insurance and pension schemes	6
1	0	0	-9	0	27	12	3	9	15	Non-life technical reserves	61
0	0	0	109	0	0	0	0	0	0	Life insurance	62
0	0	0	79	0	0	0	0	0	0	Pension entitlements	63+64+65
-1	0	0	0	0	-174	-169	-95	-74	-5	Financial derivatives	7
-125	1	-3	-154	7	132	-140	-93	-47	272	Other accounts receivable	8
69	-1	5	-71	-2	-41	-115	-75	-39	74	Trade credits and advances	81
-194	2	-8	-83	9	173	-25	-18	-8	198	Other	89
3.228	-11	60	62	-20	110	416	377	39	-305	**Liabilities**	
0	0	0	0	0	11	0	0	0	11	Monetary gold and SDRs	1
6	0	0	0	0	196	181	290	-109	15	Currency and deposits	2
0	0	0	0	0	2	0	0	0	2	Currency	21
0	0	0	0	0	166	143	122	21	23	Transferable deposits	22
6	0	0	0	0	27	38	168	-130	-11	Other deposits	29
3.020	0	0	0	0	82	207	86	121	-125	Debt securities	3
3	0	0	0	0	-400	-404	-401	-4	4	Short-term	31
3.017	0	0	0	0	482	611	487	125	-129	Long-term	32
66	57	0	84	-6	43	366	293	73	-323	Loans	4
-4	-2	0	-48	0	-127	210	119	91	-337	Short-term	41
70	59	0	132	-6	170	156	174	-18	14	Long-term	42
0	0	0	0	0	-53	-27	3	-29	-27	Equity	5
0	0	0	0	0	-114	-42	-35	-7	-72	Listed shares	511
0	0	0	0	0	11	-9	6	-15	20	Unlisted shares	512
0	0	0	0	0	4	-35	-35	0	39	Other equity	519
0	0	0	0	0	45	60	67	-8	-15	Investment fund shares/units	52
0	0	0	0	0	-2	-1	0	-1	-1	Insurance and pension schemes	6
0	0	0	0	0	1	0	-1	1	1	Non-life technical reserves	61
0	0	0	0	0	-2	-1	1	-2	-2	Life insurance	62
0	0	0	0	0	0	0	0	0	0	Pension entitlements	63+64+65
0	0	0	-1	0	-48	-65	-56	-9	17	Financial derivatives	7
135	-68	60	-22	-14	-119	-246	-239	-7	127	Other accounts payable	8
-5	-48	9	-24	-15	44	-75	-75	0	119	Trade credits and advances	81
140	-20	51	3	1	-162	-171	-164	-7	8	Other	89
-2.436	15	-4	92	5	1.111	94	-32	126	1.017	**Net financial transactions**	
Centralna država/ *Central government*	Lokalna država/ *Local government*	Skladi socialne varnosti/ *Social security funds*	Gospodinjstva/ *Households*	Nepr.instit., ki opravljajo storitve za gospod./ *Non-profit institutions serving households*	Tujina/ *Rest of the world*	Evropska unija/ *European Union*	Evroobmočje/ *Euro area*	Ostala EU/ *Other EU*	Ostali svet/ Others		
S1311	S1313	S1314	S14	S15	S2	S21	S2111	S2112	S22		

A.2.6. Konsolidirani finančni računi - vrednostne spremembe 2011

v mio EUR

A.2.6.

Oznaka	Finančni instrumenti	Institucionalni sektorji									
		S1	S11	S12	S121	S122+S123	S124	S125+S126 +S127	S128	S129	S13
F	**Finančna sredstva**	-2.865	-211	-979	-133	-226	-383	-180	-356	-20	-265
1	Denarno zlato in PPČ	23	0	23	23	0	0	0	0	0	0
2	Gotovina in vloge	225	-25	28	11	14	0	13	6	9	114
21	Gotovina	-9	-10	2	0	2	0	0	0	0	-1
22	Prenosljive vloge	83	31	20	3	17	0	13	-1	0	-18
29	Druge vloge	151	-46	6	8	-5	0	0	7	9	133
3	Dolžniški vrednostni papirji	-526	-9	-492	-183	-164	0	-2	-146	-1	-8
31	Kratkoročni	7	1	6	0	6	0	0	2	0	0
32	Dolgoročni	-533	-10	-498	-183	-169	0	-2	-149	-1	-8
4	Posojila	86	123	70	1	77	-5	-13	-1	0	28
41	Kratkoročna	449	-25	545	0	641	-5	-48	0	0	0
42	Dolgoročna	-362	147	-476	1	-563	0	35	0	0	29
5	Lastniški kapital	-2.733	-384	-745	-6	-278	-380	-152	-217	-28	-419
511	Delnice, ki kotirajo	-1.913	-262	-539	0	-171	-321	-88	-83	-16	-645
512	Delnice, ki ne kotirajo	-236	-104	-118	-6	-58	-28	-37	-18	-4	19
519	Drug lastniški kapital	-309	-11	-52	0	-43	-1	-23	-5	2	220
52	Delnice/enote investicijskih skladov	-275	-6	-35	0	-7	-30	-5	-112	-10	-14
6	Zavarovanja in pokojninske sheme	-116	5	0	0	0	0	0	0	0	0
61	Rezervacije iz neživljenjskih zavarovanj	-37	5	0	0	0	0	0	0	0	0
62	Življenjska zavarovanja	-85	0	0	0	0	0	0	0	0	0
63+64+65	Pokojninske pravice	6	0	0	0	0	0	0	0	0	0
7	Izvedeni finančni instrumenti	283	91	191	21	170	0	0	-1	0	0
8	Druge terjatve	-108	-12	-55	0	-45	2	-25	3	0	19
81	Komercialni krediti in predujmi	32	26	36	0	1	0	27	2	0	4
89	Drugo	-140	-37	-90	0	-46	2	-52	1	0	15
F	**Obveznosti**	-3.997	-1.797	-522	21	-166	-337	-116	-252	8	-1.610
1	Denarno zlato in PPČ	6	0	6	6	0	0	0	0	0	0
2	Gotovina in vloge	231	0	228	-7	260	0	0	0	0	3
21	Gotovina	-12	0	-12	-12	0	0	0	0	0	0
22	Prenosljive vloge	11	0	11	0	22	0	0	0	0	0
29	Druge vloge	232	0	229	4	238	0	0	0	0	3
3	Dolžniški vrednostni papirji	-1.844	-26	-12	0	-16	0	0	1	0	-1.806
331	Kratkoročni	6	0	6	0	8	0	0	0	0	0
332	Dolgoročni	-1.850	-26	-18	0	-24	0	0	1	0	-1.806
4	Posojila	2	-158	13	0	24	0	-21	0	0	167
41	Kratkoročna	317	328	-13	0	0	0	28	2	0	10
42	Dolgoročna	-314	-486	25	0	24	0	-50	-2	0	157
5	Lastniški kapital	-2.470	-1.552	-958	-8	-661	-333	-95	-180	2	40
511	Delnice, ki kotirajo	-1.867	-1.164	-703	0	-457	0	-191	-194	0	0
512	Delnice, ki ne kotirajo	-273	-221	-52	0	-204	1	109	9	2	0
519	Drug lastniški kapital	-142	-167	-15	-8	0	-19	-13	5	0	39
52	Delnice/enote investicijskih skladov	-188	0	-188	0	0	-316	0	0	0	0
6	Zavarovanja in pokojninske sheme	-63	0	-63	0	0	0	0	-69	6	0
61	Rezervacije iz neživljenjskih zavarovanj	13	0	13	0	0	0	0	13	0	0
62	Življenjska zavarovanja	-82	0	-82	0	0	0	0	-82	0	0
63+64+65	Pokojninske pravice	6	0	6	0	0	0	0	0	6	0
7	Izvedeni finančni instrumenti	308	77	229	33	195	0	1	-1	0	0
8	Druge obveznosti	-168	-139	34	-2	33	-3	-1	-3	0	-13
81	Komercialni krediti in predujmi	-90	-66	-3	-4	-6	0	1	1	0	14
89	Drugo	-78	-73	37	2	39	-3	-2	-4	0	-27
	Neto vrednostne spremembe	1.132	1.586	-458	-155	-61	-46	-63	-104	-28	1.344
		Gospodarstvo Slovenije/ *Total economy*	Nefinančne družbe/ *Non-financial corporations*	Finančne družbe/ *Financial corporations*	Centralna banka/ *Central Bank*	Druge denarne finančne institucije/ *Other monetary financial institutions*	Investicijski skladi razen MMF/ *Non-MMF investment funds*	Drugi finančni posredniki razen skladov/ *Other financial intermediaries except funds*	Zavarovalne družbe/ *Insurance corporations*	Pokojninski skladi/ *Pension funds*	Država/ *General government*
		S1	S11	S12	S121	S122+S123	S124	S125+S126 +S127	S128	S129	S13

Consolidated financial accounts - revaluation changes 2011 A.2.6.

EUR millions

Institutional sectors											
S1311	S1313	S1314	S14	S15	S2	S21	S2111	S2112	S22	Financial Instruments	Code
-280	60	-263	-1.408	-2	-1.504	-897	-1.528	630	-607	**Financial Assets**	F
0	0	0	0	0	6	0	0	0	6	Monetary gold and SDRs	1
104	7	3	108	0	78	85	83	1	-7	Currency and deposits	2
0	-1	0	0	0	0	0	0	0	0	Currency	21
-23	5	0	53	-3	-3	3	3	0	-7	Transferable deposits	22
127	4	3	55	3	81	81	80	1	0	Other deposits	29
-9	0	2	-16	-1	-1.487	-1.383	-1.204	-179	-105	Debt securities	3
0	0	0	0	0	0	0	0	0	0	Short-term	31
-9	0	2	-16	-1	-1.487	-1.383	-1.204	-179	-105	Long-term	32
29	0	0	-134	0	-3	430	-425	855	-433	Loans	4
0	0	0	-72	0	17	15	39	-24	2	Short-term	41
29	0	0	-63	0	-20	415	-464	879	-435	Long-term	42
-413	46	-268	-1.185	-1	-263	-185	-112	-73	-78	Equity	5
-427	-5	-213	-466	-1	-268	-202	-148	-54	-66	Listed shares	511
-141	-5	-50	-34	2	-89	-66	-61	-5	-23	Unlisted shares	512
163	57	0	-467	0	96	84	98	-15	13	Other equity	519
-8	-1	-5	-218	-1	-2	-1	-1	0	-1	Investment fund shares/units	52
0	0	0	-120	0	50	50	0	50	0	Insurance and pension schemes	6
0	0	0	-42	0	50	50	0	50	0	Non-life technical reserves	61
0	0	0	-85	0	0	0	0	0	0	Life insurance	62
0	0	0	6	0	0	0	0	0	0	Pension entitlements	63+64+65
0	0	0	0	0	138	137	160	-23	1	Financial derivatives	7
10	7	1	-61	0	-24	-32	-30	-1	8	Other accounts receivable	8
3	1	0	-34	0	-73	-67	-64	-3	-6	Trade credits and advances	81
6	6	1	-27	0	50	36	34	2	14	Other	89
-1.632	0	-194	-63	-6	-373	-77	-55	-21	-296	**Liabilities**	
0	0	0	0	0	23	0	0	0	23	Monetary gold and SDRs	1
3	0	0	0	0	72	55	57	-2	17	Currency and deposits	2
0	0	0	0	0	2	1	0	1	1	Currency	21
0	0	0	0	0	69	71	70	1	-1	Transferable deposits	22
3	0	0	0	0	0	-17	-13	-4	17	Other deposits	29
-1.806	0	0	0	0	-169	-120	-137	17	-49	Debt securities	3
0	0	0	0	0	1	5	-3	8	-4	Short-term	31
-1.806	0	0	0	0	-170	-125	-134	9	-45	Long-term	32
164	3	0	-21	1	81	63	68	-4	18	Loans	4
15	-5	0	-15	6	149	-20	-13	-6	169	Short-term	41
149	8	0	-6	-5	-68	83	81	2	-151	Long-term	42
19	0	-194	0	0	-526	-243	-196	-47	-283	Equity	5
0	0	0	0	0	-314	-114	-94	-20	-200	Listed shares	511
-21	0	-194	0	0	-52	-39	-19	-19	-14	Unlisted shares	512
39	0	0	0	0	-71	-18	-12	-7	-52	Other equity	519
0	0	0	0	0	-89	-72	-71	-1	-17	Investment fund shares/units	52
0	0	0	0	0	-3	-2	-1	-1	-1	Insurance and pension schemes	6
0	0	0	0	0	0	0	0	0	0	Non-life technical reserves	61
0	0	0	0	0	-3	-2	-1	-1	-1	Life insurance	62
0	0	0	0	0	0	0	0	0	0	Pension entitlements	63+64+65
0	0	0	1	0	114	123	101	23	-10	Financial derivatives	7
-12	-3	0	-43	-7	36	47	53	-7	-11	Other accounts payable	8
14	0	0	-28	-7	48	49	51	-3	-1	Trade credits and advances	81
-26	-3	0	-14	-1	-12	-2	2	-4	-10	Other	89
1.353	60	-68	-1.345	4	-1.132	-820	-1.472	652	-311	**Net revaluation changes**	
Centralna država/ *Central government*	Lokalna država/ *Local government*	Skladi socialne varnosti/ *Social security funds*	Gospodinjstva/ *Households*	Nepr.instit., ki opravljajo storitve za gospod./ *Non-profit institutions serving households*	Tujina/ *Rest of the world*	Evropska unija/ *European Union*	Evroobmočje/ *Euro area*	Ostala EU/ *Other EU*	Ostali svet/ Others		
S1311	S1313	S1314	S14	S15	S2	S21	S2111	S2112	S22		

A.2.6.

A.2.7. Konsolidirani finančni računi - stanja 2011 (konec leta)

v mio EUR

A.2.7.

Oznaka	Finančni instrumenti	Institucionalni sektorji									
		S1	S11	S12	S121	S122+S123	S124	S125+S126 +S127	S128	S129	S13
F	**Finančna sredstva**	136.705	19.527	63.335	10.225	47.132	1.810	5.611	5.179	2.042	17.808
1	Denarno zlato in PPČ	372	0	372	372	0	0	0	0	0	0
2	Gotovina in vloge	31.298	4.134	4.692	3.489	2.821	141	213	594	556	4.372
21	Gotovina	2.301	83	23	0	263	0	1	0	0	0
22	Prenosljive vloge	9.020	1.854	411	4	1.401	58	108	12	8	317
29	Druge vloge	19.977	2.196	4.259	3.485	1.157	83	105	583	548	4.055
3	Dolžniški vrednostni papirji	15.417	195	14.525	4.744	6.357	241	26	2.749	1.139	217
31	Kratkoročni	363	15	344	0	303	3	8	6	29	0
32	Dolgoročni	15.054	180	14.180	4.744	6.055	239	18	2.743	1.111	217
4	Posojila	42.261	2.506	38.373	1.520	36.151	22	4.081	121	67	674
41	Kratkoročna	10.745	1.417	9.054	0	9.375	22	510	18	0	2
42	Dolgoročna	31.516	1.089	29.319	1.520	26.776	0	3.571	104	67	672
5	Lastniški kapital	27.408	4.365	4.166	90	1.317	1.398	774	1.447	277	9.935
511	Delnice, ki kotirajo	5.072	320	2.042	0	597	1.203	97	256	38	1.297
512	Delnice, ki ne kotirajo	7.916	1.062	1.103	21	471	54	490	283	36	4.642
519	Drug lastniški kapital	12.351	2.840	338	69	175	2	156	48	3	3.872
52	Delnice/enote investicijskih skladov	2.069	144	683	0	74	140	31	860	201	124
6	Zavarovanja in pokojninske sheme	6.005	443	17	0	41	0	1	17	0	9
61	Rezervacije iz neživljenjskih zavarovanj	1.198	443	17	0	41	0	1	17	0	9
62	Življenjska zavarovanja	2.335	0	0	0	0	0	0	0	0	0
63+64+65	Pokojninske pravice	2.472	0	0	0	0	0	0	0	0	0
7	Izvedeni finančni instrumenti	355	27	315	0	317	0	10	4	0	4
8	Druge terjatve	13.590	7.856	875	10	127	7	505	245	3	2.597
81	Komercialni krediti in predujmi	8.156	6.748	457	0	5	0	278	177	0	394
89	Drugo	5.434	1.109	418	10	122	7	227	68	3	2.203
F	**Obveznosti**	154.471	62.037	61.226	9.823	44.346	1.805	6.654	5.211	2.052	18.620
1	Denarno zlato in PPČ	256	0	256	256	0	0	0	0	0	0
2	Gotovina in vloge	33.430	0	33.342	8.791	27.674	0	0	0	0	88
21	Gotovina	3.649	0	3.649	3.891	0	0	0	0	0	0
22	Prenosljive vloge	11.456	0	11.456	3.794	8.842	0	0	0	0	0
29	Druge vloge	18.325	0	18.237	1.106	18.833	0	0	0	0	88
3	Dolžniški vrednostni papirji	17.776	691	2.874	0	3.557	0	1	48	0	14.211
331	Kratkoročni	203	21	154	0	157	0	0	0	0	28
332	Dolgoročni	17.573	670	2.720	0	3.399	0	1	48	0	14.183
4	Posojila	54.207	29.936	11.298	0	9.131	37	5.670	50	0	1.909
41	Kratkoročna	9.684	7.914	447	0	0	22	1.280	16	0	39
42	Dolgoročna	44.524	22.022	10.850	0	9.131	15	4.390	34	0	1.870
5	Lastniški kapital	29.469	23.010	6.419	734	3.520	1.758	689	820	36	41
511	Delnice, ki kotirajo	3.939	3.506	433	0	223	0	73	286	0	0
512	Delnice, ki ne kotirajo	10.426	6.655	3.770	0	3.270	9	248	461	31	1
519	Drug lastniški kapital	13.994	12.849	1.105	734	0	41	368	73	5	39
52	Delnice/enote investicijskih skladov	1.110	0	1.110	0	26	1.707	0	0	0	0
6	Zavarovanja in pokojninske sheme	6.089	0	6.089	0	0	0	0	4.142	1.989	0
61	Rezervacije iz neživljenjskih zavarovanj	1.370	0	1.370	0	0	0	0	1.412	0	0
62	Življenjska zavarovanja	2.245	0	2.245	0	0	0	0	2.245	0	0
63+64+65	Pokojninske pravice	2.474	0	2.474	0	0	0	0	485	1.989	0
7	Izvedeni finančni instrumenti	444	147	297	3	294	0	16	0	0	0
8	Druge obveznosti	12.799	8.253	651	38	170	10	277	151	26	2.371
81	Komercialni krediti in predujmi	7.561	5.236	283	1	36	0	158	92	0	1.008
89	Drugo	5.238	3.017	368	37	135	10	120	59	26	1.363
	Neto finančna sredstva	-17.765	-42.510	2.109	402	2.786	5	-1.043	-32	-9	-812
		Gospodarstvo Slovenije/ *Total economy*	Nefinančne družbe/ *Non-financial corporations*	Finančne družbe/ *Financial corporations*	Centralna banka/ *Central Bank*	Druge denarne finančne institucije/ *Other monetary financial institutions*	Investicijski skladi razen MMF/ *Non-MMF investment funds*	Drugi finančni posredniki razen skladov/ *Other financial intermediaries except funds*	Zavarovalne družbe/ *Insurance corporations*	Pokojninski skladi/ *Pension funds*	Država/ *General government*
		S1	S11	S12	S121	S122+S123	S124	S125+S126 +S127	S128	S129	S13

Consolidated financial accounts - outstanding amounts 2011 (end of year) A.2.7.

EUR millions

A.2.7.

Institutional sectors											
S1311	S1313	S1314	S14	S15	S2	S21	S2111	S2112	S22	Financial Instruments	Code
15.856	1.237	1.520	35.513	523	51.243	45.216	38.819	6.397	6.026	**Financial Assets**	F
0	0	0	0	0	256	0	0	0	256	Monetary gold and SDRs	1
3.891	339	159	17.789	311	7.646	7.267	7.181	86	379	Currency and deposits	2
0	0	0	2.194	0	1.377	1.377	1.377	0	0	Currency	21
165	148	4	6.284	154	3.004	2.831	2.809	22	173	Transferable deposits	22
3.726	191	155	9.310	157	3.265	3.060	2.995	65	205	Other deposits	29
129	0	118	439	41	11.694	10.797	9.296	1.500	897	Debt securities	3
0	0	0	4	0	150	150	150	0	0	Short-term	31
129	0	118	435	41	11.544	10.647	9.146	1.500	897	Long-term	32
751	6	0	705	3	17.538	16.646	12.998	3.648	892	Loans	4
2	0	0	271	2	1.064	926	671	255	138	Short-term	41
749	5	0	434	1	16.474	15.720	12.327	3.393	753	Long-term	42
9.015	524	886	8.855	86	8.453	6.525	6.058	467	1.928	Equity	5
901	4	392	1.410	3	597	267	200	67	330	Listed shares	511
4.777	63	294	1.057	52	3.176	2.508	2.420	88	668	Unlisted shares	512
3.301	454	117	5.276	25	4.664	3.740	3.429	311	924	Other equity	519
37	4	83	1.112	6	16	10	10	1	6	Investment fund shares/units	52
6	0	2	5.535	1	192	131	41	90	61	Insurance and pension schemes	6
6	0	2	728	1	189	130	40	90	59	Non-life technical reserves	61
0	0	0	2.335	0	1	1	0	0	0	Life insurance	62
0	0	0	2.472	0	2	0	0	0	2	Pension entitlements	63+64+65
4	0	0	9	0	277	259	209	50	17	Financial derivatives	7
2.059	368	355	2.181	81	5.187	3.591	3.036	555	1.595	Other accounts receivable	8
214	160	20	537	20	4.663	3.381	2.845	536	1.282	Trade credits and advances	81
1.846	208	334	1.644	61	524	210	191	20	314	Other	89
17.487	1.191	747	12.451	136	33.477	20.404	17.735	2.670	13.072	**Liabilities**	
0	0	0	0	0	372	0	0	0	372	Monetary gold and SDRs	1
105	0	0	0	0	5.514	4.877	4.725	152	637	Currency and deposits	2
0	0	0	0	0	28	4	0	4	25	Currency	21
0	0	0	0	0	568	431	374	57	136	Transferable deposits	22
105	0	0	0	0	4.918	4.442	4.351	91	476	Other deposits	29
14.242	0	0	0	0	9.335	8.249	7.156	1.093	1.086	Debt securities	3
28	0	0	0	0	310	302	295	7	8	Short-term	31
14.213	0	0	0	0	9.025	7.947	6.861	1.086	1.078	Long-term	32
1.248	692	52	10.959	105	5.591	1.928	1.567	361	3.663	Loans	4
20	20	0	1.248	35	2.126	900	675	225	1.226	Short-term	41
1.228	672	52	9.711	70	3.465	1.028	892	136	2.438	Long-term	42
74	0	458	0	0	6.392	1.983	1.739	244	4.409	Equity	5
0	0	0	0	0	1.730	502	386	116	1.228	Listed shares	511
34	0	458	0	0	666	204	155	49	462	Unlisted shares	512
39	0	0	0	0	3.021	542	476	66	2.478	Other equity	519
0	0	0	0	0	974	734	721	13	240	Investment fund shares/units	52
0	0	0	0	0	108	104	92	12	4	Insurance and pension schemes	6
0	0	0	0	0	17	14	11	3	3	Non-life technical reserves	61
0	0	0	0	0	91	90	81	9	1	Life insurance	62
0	0	0	0	0	0	0	0	0	0	Pension entitlements	63+64+65
0	0	0	0	0	188	176	126	50	12	Financial derivatives	7
1.819	500	237	1.492	32	5.978	3.089	2.331	758	2.889	Other accounts payable	8
700	255	53	1.007	26	5.257	2.601	1.877	723	2.657	Trade credits and advances	81
1.119	244	184	485	5	721	488	453	35	233	Other	89
-1.631	46	773	23.061	386	17.766	24.812	21.085	3.727	-7.046	**Net financial assets**	
Centralna država/ *Central government*	Lokalna država/ *Local government*	Skladi socialne varnosti/ *Social security funds*	Gospodinjstva/ *Households*	Nepr.instit., ki opravljajo storitve za gospod./ *Non-profit institutions serving households*	Tujina/ *Rest of the world*	Evropska unija/ *European Union*	Evroobmočje/ *Euro area*	Ostala EU/ *Other EU*	Ostali svet/ Others		
S1311	S1313	S1314	S14	S15	S2	S21	S2111	S2112	S22		

A.2.8. Konsolidirani finančni računi - transakcije 2012

v mio EUR

A.2.8.

Oznaka	Finančni instrumenti	Institucionalni sektorji									
		S1	S11	S12	S121	S122+S123	S124	S125+S126 +S127	S128	S129	S13
F	**Finančna sredstva**	-1.196	-749	-925	2.354	-1.075	-106	-488	269	-66	711
1	Denarno zlato in PPČ	-1	0	-1	-1	0	0	0	0	0	0
2	Gotovina in vloge	-167	-126	13	5	122	-9	54	-105	-107	-70
21	Gotovina	93	-15	1	0	21	0	-1	0	0	0
22	Prenosljive vloge	123	60	-62	0	273	-9	2	26	5	58
29	Druge vloge	-383	-172	74	5	-172	0	53	-130	-111	-128
3	Dolžniški vrednostni papirji	155	-8	199	142	-355	-11	4	250	-25	2
31	Kratkoročni	302	0	281	0	161	8	-2	64	55	7
32	Dolgoročni	-147	-8	-81	142	-515	-19	6	186	-80	-5
4	Posojila	-274	-188	-1.091	2.220	-770	1	-494	2	-15	981
41	Kratkoročna	-118	-180	64	0	-64	1	0	1	0	1
42	Dolgoročna	-156	-8	-1.155	2.220	-706	0	-494	2	-15	980
5	Lastniški kapital	-74	-93	47	5	-28	-88	-7	118	78	64
511	Delnice, ki kotirajo	-105	-19	-11	0	49	-71	-3	16	-2	-13
512	Delnice, ki ne kotirajo	11	-19	-115	0	-66	-2	-41	-9	2	137
519	Drug lastniški kapital	-11	-33	60	5	41	0	41	17	0	-70
52	Delnice/enote investicijskih skladov	32	-22	113	0	-52	-15	-5	95	78	9
6	Zavarovanja in pokojninske sheme	6	-11	24	0	-4	0	-1	24	0	0
61	Rezervacije iz neživljenjskih zavarovanj	-24	-11	24	0	-4	0	-1	24	0	0
62	Življenjska zavarovanja	103	0	0	0	0	0	0	0	0	0
63+64+65	Pokojninske pravice	-73	0	0	0	0	0	0	0	0	0
7	Izvedeni finančni instrumenti	-195	-37	-156	-15	-147	0	-3	0	0	-1
8	Druge terjatve	-646	-286	39	-2	107	1	-41	-21	2	-264
81	Komercialni krediti in predujmi	-292	-183	-52	0	-6	0	-48	2	2	3
89	Drugo	-354	-103	91	-2	113	1	8	-23	1	-267
F	**Obveznosti**	-1.173	-1.032	-2.028	2.134	-1.898	-117	-350	97	-81	2.228
1	Denarno zlato in PPČ	0	0	0	0	0	0	0	0	0	0
2	Gotovina in vloge	690	0	697	2.149	-1.504	0	0	0	0	-7
21	Gotovina	83	0	83	103	0	0	0	0	0	0
22	Prenosljive vloge	1.963	0	1.963	2.024	297	0	0	0	0	0
29	Druge vloge	-1.357	0	-1.350	22	-1.801	0	0	0	0	-7
3	Dolžniški vrednostni papirji	-148	56	-1.328	0	-1.519	0	3	-6	0	1.121
331	Kratkoročni	720	39	0	0	5	0	1	0	0	678
332	Dolgoročni	-868	17	-1.328	0	-1.524	0	2	-6	0	443
4	Posojila	-1.095	-799	-1.088	0	1.310	-12	-337	-14	0	1.092
41	Kratkoročna	-20	123	-72	0	0	-6	-180	-13	0	-6
42	Dolgoročna	-1.076	-923	-1.016	0	1.310	-6	-157	0	0	1.098
5	Lastniški kapital	-152	22	-174	0	-52	-101	13	-3	0	0
511	Delnice, ki kotirajo	27	25	2	0	1	0	-1	1	0	0
512	Delnice, ki ne kotirajo	-37	16	-54	0	-50	0	-1	-4	0	0
519	Drug lastniški kapital	-51	-20	-31	0	0	0	14	0	0	0
52	Delnice/enote investicijskih skladov	-92	0	-92	0	-3	-101	0	0	0	0
6	Zavarovanja in pokojninske sheme	19	0	19	0	0	0	0	77	-64	0
61	Rezervacije iz neživljenjskih zavarovanj	-7	0	-7	0	0	0	0	-12	0	0
62	Življenjska zavarovanja	99	0	99	0	0	0	0	99	0	0
63+64+65	Pokojninske pravice	-73	0	-73	0	0	0	0	-10	-64	0
7	Izvedeni finančni instrumenti	-280	-105	-175	-26	-149	0	-9	0	0	0
8	Druge obveznosti	-206	-205	21	11	17	-4	-20	43	-17	20
81	Komercialni krediti in predujmi	133	171	14	0	-5	0	-17	37	0	14
89	Drugo	-339	-376	7	10	21	-4	-3	6	-17	6
	Neto finančne transakcije	-23	283	1.103	220	823	11	-138	172	15	-1.517
		Gospodarstvo Slovenije/ *Total economy*	Nefinančne družbe/ *Non-financial corporations*	Finančne družbe/ *Financial corporations*	Centralna banka/ *Central Bank*	Druge denarne finančne institucije/ *Other monetary financial institutions*	Investicijski skladi razen MMF/ *Non-MMF investment funds*	Drugi finančni posredniki razen skladov/ *Other financial intermediaries except funds*	Zavarovalne družbe/ *Insurance corporations*	Pokojninski skladi/ *Pension funds*	Država/ *General government*
		S1	S11	S12	S121	S122+S123	S124	S125+S126 +S127	S128	S129	S13

Consolidated financial accounts - transactions 2012 A.2.8.

EUR millions

Institutional sectors											
S1311	S1313	S1314	S14	S15	S2	S21	S2111	S2112	S22	Financial Instruments	Code
787	47	-97	-228	-5	-111	-2.025	-1.925	-100	1.915	**Financial Assets**	F
0	0	0	0	0	0	0	0	0	0	Monetary gold and SDRs	1
-22	41	-106	12	4	942	887	914	-27	56	Currency and deposits	2
0	0	0	106	0	-8	-8	-8	0	0	Currency	21
25	34	-2	65	2	1.811	1.771	1.775	-4	40	Transferable deposits	22
-47	6	-104	-159	2	-861	-876	-853	-23	15	Other deposits	29
11	0	38	-30	-8	-535	-1.744	-1.747	3	1.209	Debt securities	3
2	0	5	14	0	280	270	245	25	10	Short-term	31
9	0	33	-45	-8	-816	-2.014	-1.992	-23	1.199	Long-term	32
985	-1	2	22	1	-650	-1.183	-970	-213	533	Loans	4
1	0	2	-5	2	144	-33	-47	14	177	Short-term	41
984	0	0	27	-1	-795	-1.150	-923	-227	355	Long-term	42
74	5	-15	-93	1	107	-28	-66	39	135	Equity	5
-9	0	-4	-62	0	157	48	20	27	110	Listed shares	511
137	0	0	8	1	-29	-55	-58	3	27	Unlisted shares	512
-64	8	-13	31	0	-26	-23	-30	7	-2	Other equity	519
11	-3	1	-69	0	4	3	2	1	1	Investment fund shares/units	52
0	0	0	-7	0	41	31	-18	48	10	Insurance and pension schemes	6
0	0	0	-38	0	41	30	-18	48	10	Non-life technical reserves	61
0	0	0	103	0	0	0	0	0	0	Life insurance	62
0	0	0	-73	0	0	0	0	0	0	Pension entitlements	63+64+65
-1	0	0	-1	0	-139	-135	-118	-16	-4	Financial derivatives	7
-260	2	-16	-132	-3	124	147	80	67	-23	Other accounts receivable	8
-7	9	2	-60	-1	317	152	78	74	166	Trade credits and advances	81
-252	-6	-17	-72	-2	-193	-4	2	-7	-189	Other	89
2.223	7	24	-340	-1	-133	243	247	-4	-376	**Liabilities**	
0	0	0	0	0	-1	0	0	0	-1	Monetary gold and SDRs	1
-24	0	0	0	0	85	235	-27	261	-150	Currency and deposits	2
0	0	0	0	0	2	3	0	3	-1	Currency	21
0	0	0	0	0	-30	-5	-2	-2	-25	Transferable deposits	22
-24	0	0	0	0	113	237	-24	261	-124	Other deposits	29
1.168	0	0	3	0	-232	-135	35	-170	-98	Debt securities	3
678	0	0	2	0	-137	-133	-135	2	-5	Short-term	31
490	0	0	0	0	-95	-2	170	-172	-93	Long-term	32
1.076	23	-1	-296	-5	171	385	451	-67	-214	Loans	4
0	-4	0	-64	-1	46	-132	-91	-41	178	Short-term	41
1.076	27	-1	-232	-4	124	517	542	-25	-392	Long-term	42
0	0	0	0	0	186	36	59	-23	150	Equity	5
0	0	0	0	0	25	-134	-119	-15	159	Listed shares	511
0	0	0	0	0	19	73	70	2	-53	Unlisted shares	512
0	0	0	0	0	14	-20	-10	-10	33	Other equity	519
0	0	0	0	0	128	117	118	-1	11	Investment fund shares/units	52
0	0	0	0	0	28	27	14	13	2	Insurance and pension schemes	6
0	0	0	0	0	24	23	10	12	2	Non-life technical reserves	61
0	0	0	0	0	4	4	3	0	0	Life insurance	62
0	0	0	0	0	0	0	0	0	0	Pension entitlements	63+64+65
0	0	0	0	0	-54	-57	-48	-9	3	Financial derivatives	7
3	-16	24	-47	4	-315	-247	-238	-9	-68	Other accounts payable	8
31	-21	4	-67	0	-108	-55	-51	-4	-53	Trade credits and advances	81
-28	5	20	20	4	-208	-192	-187	-5	-16	Other	89
-1.435	40	-121	111	-4	23	-2.268	-2.172	-96	2.291	**Net financial transactions**	
Centralna država/ *Central government*	Lokalna država/ *Local government*	Skladi socialne varnosti/ *Social security funds*	Gospodinjstva/ *Households*	Nepr.instit., ki opravljajo storitve za gospod./ *Non-profit institutions serving households*	Tujina/ *Rest of the world*	Evropska unija/ *European Union*	Evroobmočje/ *Euro area*	Ostala EU/ *Other EU*	Ostali svet/ Others		
S1311	S1313	S1314	S14	S15	S2	S21	S2111	S2112	S22		

A.2.8.

A.2.9. Konsolidirani finančni računi - vrednostne spremembe 2012

v mio EUR

A.2.9.

Oznaka	Finančni instrumenti	Institucionalni sektorji									
		S1	S11	S12	S121	S122+S123	S124	S125+S126 +S127	S128	S129	S13
F	**Finančna sredstva**	276	-266	-196	-78	-517	110	-219	380	102	247
1	Denarno zlato in PPČ	0	0	0	0	0	0	0	0	0	0
2	Gotovina in vloge	-73	-16	-14	-2	-13	-4	3	-2	12	-16
21	Gotovina	-1	0	-1	0	-1	0	0	0	0	0
22	Prenosljive vloge	205	186	5	1	4	10	9	47	0	41
29	Druge vloge	-277	-203	-18	-3	-16	-14	-6	-49	12	-57
3	Dolžniški vrednostni papirji	176	-16	241	-92	10	12	3	254	70	3
31	Kratkoročni	-103	-2	-101	0	-98	2	3	-2	0	0
32	Dolgoročni	279	-13	342	-92	107	10	-1	256	70	3
4	Posojila	-720	-85	-649	-1	-553	-13	-72	-4	1	2
41	Kratkoročna	-422	-37	-404	0	-273	-13	-96	0	0	0
42	Dolgoročna	-298	-49	-245	-1	-279	0	24	-4	1	2
5	Lastniški kapital	595	-117	125	0	-55	114	-80	71	18	277
511	Delnice, ki kotirajo	221	-68	82	0	-74	115	2	9	5	227
512	Delnice, ki ne kotirajo	-48	-30	55	0	77	-18	-14	-6	-6	-35
519	Drug lastniški kapital	256	-20	-75	0	-63	0	-66	-2	-2	72
52	Delnice/enote investicijskih skladov	167	2	63	0	5	18	-2	70	21	12
6	Zavarovanja in pokojninske sheme	223	-16	0	0	0	0	0	0	0	-7
61	Rezervacije iz neživljenjskih zavarovanj	-14	-16	0	0	0	0	0	0	0	-7
62	Življenjska zavarovanja	98	0	0	0	0	0	0	0	0	0
63+64+65	Pokojninske pravice	139	0	0	0	0	0	0	0	0	0
7	Izvedeni finančni instrumenti	123	15	109	16	87	0	1	0	0	-1
8	Druge terjatve	-49	-31	-8	0	6	-1	-74	60	0	-11
81	Komercialni krediti in predujmi	-4	-66	64	0	8	0	-2	57	1	-1
89	Drugo	-45	34	-72	0	-2	-1	-73	3	0	-10
F	**Obveznosti**	1.171	-126	-71	143	-693	133	-145	346	118	1.008
1	Denarno zlato in PPČ	-5	0	-5	-5	0	0	0	0	0	0
2	Gotovina in vloge	-157	0	-156	-1	-146	0	0	0	0	0
21	Gotovina	0	0	0	0	0	0	0	0	0	0
22	Prenosljive vloge	201	0	202	2	266	0	0	0	0	0
29	Druge vloge	-358	0	-358	-3	-412	0	0	0	0	0
3	Dolžniški vrednostni papirji	756	15	-245	0	-230	0	0	0	0	989
331	Kratkoročni	10	5	1	0	6	0	0	0	0	6
332	Dolgoročni	746	9	-245	0	-237	0	0	0	0	983
4	Posojila	-288	-514	-143	0	-103	-4	-27	0	0	4
41	Kratkoročna	-454	-373	-62	0	0	-4	-36	0	0	4
42	Dolgoročna	165	-141	-81	0	-103	0	9	0	0	0
5	Lastniški kapital	311	223	85	126	-352	136	-99	217	2	3
511	Delnice, ki kotirajo	96	68	28	0	-148	0	-8	160	0	0
512	Delnice, ki ne kotirajo	-51	91	-142	0	-204	1	-15	52	2	0
519	Drug lastniški kapital	180	64	113	126	0	0	-76	5	0	3
52	Delnice/enote investicijskih skladov	86	0	86	0	0	135	0	0	0	0
6	Zavarovanja in pokojninske sheme	225	0	225	0	0	0	0	110	115	0
61	Rezervacije iz neživljenjskih zavarovanj	-8	0	-8	0	0	0	0	-9	0	0
62	Življenjska zavarovanja	94	0	94	0	0	0	0	94	0	0
63+64+65	Pokojninske pravice	139	0	139	0	0	0	0	25	115	0
7	Izvedeni finančni instrumenti	235	83	145	23	122	0	-3	0	0	7
8	Druge obveznosti	94	68	22	0	16	2	-16	19	0	6
81	Komercialni krediti in predujmi	63	24	23	0	1	0	0	22	0	8
89	Drugo	30	44	-1	0	16	2	-15	-3	0	-3
	Neto vrednostne spremembe	-895	-140	-124	-221	175	-23	-74	34	-16	-761
		Gospodarstvo Slovenije/ *Total economy*	Nefinančne družbe/ *Non-financial corporations*	Finančne družbe/ *Financial corporations*	Centralna banka/ *Central Bank*	Druge denarne finančne institucije/ *Other monetary financial institutions*	Investicijski skladi razen MMF/ *Non-MMF investment funds*	Drugi finančni posredniki razen skladov/ *Other financial intermediaries except funds*	Zavarovalne družbe/ *Insurance corporations*	Pokojninski skladi/ *Pension funds*	Država/ *General government*
		S1	S11	S12	S121	S122+S123	S124	S125+S126 +S127	S128	S129	S13

Consolidated financial accounts - revaluation changes 2012 A.2.9.

EUR millions

Institutional sectors											
S1311	S1313	S1314	S14	S15	S2	S21	S2111	S2112	S22	Financial Instruments	Code
92	4	120	491	0	1.139	1.349	928	421	-209	**Financial Assets**	F
0	0	0	0	0	-5	0	0	0	-5	Monetary gold and SDRs	1
-30	9	4	-23	-4	-98	-105	-106	2	7	Currency and deposits	2
0	0	0	0	0	0	0	0	0	0	Currency	21
21	17	2	-22	-5	1	4	4	0	-4	Transferable deposits	22
-51	-8	2	-1	1	-99	-109	-110	1	10	Other deposits	29
-2	0	13	-51	-1	734	799	256	543	-64	Debt securities	3
0	0	0	0	0	2	2	2	0	0	Short-term	31
-2	0	13	-52	-1	732	797	254	542	-64	Long-term	32
2	0	0	12	0	374	392	536	-144	-19	Loans	4
0	0	0	18	0	-31	-33	-8	-25	2	Short-term	41
2	0	0	-6	0	404	426	544	-118	-21	Long-term	42
134	-1	111	305	4	-139	32	11	21	-171	Equity	5
172	0	55	-20	1	-87	-20	-14	-6	-66	Listed shares	511
-109	-2	42	-38	0	74	33	37	-4	41	Unlisted shares	512
68	1	4	275	3	-127	19	-11	30	-146	Other equity	519
3	0	9	89	1	1	0	0	0	1	Investment fund shares/units	52
-5	0	-2	246	0	6	-3	-1	-1	9	Insurance and pension schemes	6
-5	0	-2	8	0	6	-3	-1	-1	9	Non-life technical reserves	61
0	0	0	98	0	0	0	0	0	0	Life insurance	62
0	0	0	139	0	0	0	0	0	0	Pension entitlements	63+64+65
-1	0	0	0	0	131	132	118	14	-1	Financial derivatives	7
-7	-4	-6	1	0	136	101	114	-13	35	Other accounts receivable	8
1	-1	0	-2	0	39	46	63	-17	-7	Trade credits and advances	81
-7	-3	-6	3	0	97	55	51	4	42	Other	89
996	1	-19	363	-4	245	359	338	21	-114	**Liabilities**	
0	0	0	0	0	0	0	0	0	0	Monetary gold and SDRs	1
0	0	0	0	0	-15	-13	-12	-1	-2	Currency and deposits	2
0	0	0	0	0	-1	0	0	0	-1	Currency	21
0	0	0	0	0	4	4	4	0	1	Transferable deposits	22
0	0	0	0	0	-18	-16	-15	-1	-2	Other deposits	29
996	0	0	-3	0	155	189	145	44	-35	Debt securities	3
6	0	0	-2	0	-110	-110	-109	-1	0	Short-term	31
991	0	0	0	0	265	299	254	45	-34	Long-term	32
6	-2	0	365	0	-58	1	-1	1	-58	Loans	4
6	-2	0	-17	-5	1	14	13	2	-14	Short-term	41
0	-1	0	382	4	-59	-14	-13	0	-45	Long-term	42
-9	0	-20	0	0	146	131	155	-24	14	Equity	5
0	0	0	0	0	39	43	39	4	-4	Listed shares	511
-12	0	-20	0	0	77	8	41	-34	69	Unlisted shares	512
3	0	0	0	0	-51	19	15	4	-71	Other equity	519
0	0	0	0	0	82	61	60	1	20	Investment fund shares/units	52
0	0	0	0	0	4	4	4	1	0	Insurance and pension schemes	6
0	0	0	0	0	0	0	0	0	0	Non-life technical reserves	61
0	0	0	0	0	4	4	4	0	0	Life insurance	62
0	0	0	0	0	0	0	0	0	0	Pension entitlements	63+64+65
7	0	0	0	0	19	26	44	-18	-7	Financial derivatives	7
-4	3	1	1	-3	-7	20	3	17	-27	Other accounts payable	8
9	0	0	7	1	-29	7	-8	15	-36	Trade credits and advances	81
-13	3	1	-6	-4	22	13	11	2	9	Other	89
-904	3	140	127	3	895	990	590	400	-95	**Net revaluation changes**	
Centralna država/ *Central government*	Lokalna država/ *Local government*	Skladi socialne varnosti/ *Social security funds*	Gospodinjstva/ *Households*	Nepr.instit., ki opravljajo storitve za gospod./ *Non-profit institutions serving households*	Tujina/ *Rest of the world*	Evropska unija/ *European Union*	Evroobmočje/ *Euro area*	Ostala EU/ *Other EU*	Ostali svet/ Others		
S1311	S1313	S1314	S14	S15	S2	S21	S2111	S2112	S22		

A.2.9.

A.2.10. Konsolidirani finančni računi - stanja 2012 (konec leta)

v mio EUR

A.2.10.

Oznaka	Finančni instrumenti	Institucionalni sektorji									
		S1	S11	S12	S121	S122+S123	S124	S125+S126 +S127	S128	S129	S13
F	**Finančna sredstva**	135.786	18.513	62.214	12.501	45.540	1.813	4.905	5.829	2.078	18.766
1	Denarno zlato in PPČ	371	0	371	371	0	0	0	0	0	0
2	Gotovina in vloge	31.057	3.991	4.692	3.492	2.930	129	271	488	462	4.285
21	Gotovina	2.393	69	23	0	283	0	0	0	0	0
22	Prenosljive vloge	9.348	2.101	354	5	1.678	59	120	84	12	415
29	Druge vloge	19.317	1.822	4.314	3.487	968	70	151	404	449	3.870
3	Dolžniški vrednostni papirji	15.749	172	14.965	4.794	6.012	242	32	3.253	1.184	222
31	Kratkoročni	563	13	524	0	366	13	9	67	84	7
32	Dolgoročni	15.186	159	14.441	4.794	5.647	229	23	3.185	1.100	215
4	Posojila	41.267	2.233	36.633	3.739	34.829	10	3.515	120	53	1.657
41	Kratkoročna	10.206	1.200	8.714	0	9.037	10	414	18	0	3
42	Dolgoročna	31.061	1.033	27.919	3.739	25.791	0	3.102	102	53	1.654
5	Lastniški kapital	27.929	4.156	4.339	96	1.234	1.425	687	1.637	374	10.276
511	Delnice, ki kotirajo	5.188	232	2.113	0	572	1.247	96	281	41	1.511
512	Delnice, ki ne kotirajo	7.879	1.013	1.043	21	482	34	435	268	31	4.744
519	Drug lastniški kapital	12.595	2.787	323	75	154	2	132	62	0	3.875
52	Delnice/enote investicijskih skladov	2.268	123	859	0	27	142	24	1.025	301	146
6	Zavarovanja in pokojninske sheme	6.234	416	42	0	37	0	1	42	0	2
61	Rezervacije iz neživljenjskih zavarovanj	1.160	416	42	0	37	0	1	42	0	2
62	Življenjska zavarovanja	2.536	0	0	0	0	0	0	0	0	0
63+64+65	Pokojninske pravice	2.538	0	0	0	0	0	0	0	0	0
7	Izvedeni finančni instrumenti	283	6	267	1	258	0	9	4	0	2
8	Druge terjatve	12.895	7.539	906	8	240	7	390	285	6	2.322
81	Komercialni krediti in predujmi	7.860	6.499	470	0	6	0	228	237	2	396
89	Drugo	5.035	1.040	436	8	234	7	162	48	3	1.926
F	**Obveznosti**	154.469	60.879	59.127	12.099	41.756	1.821	6.159	5.654	2.089	21.856
1	Denarno zlato in PPČ	252	0	252	252	0	0	0	0	0	0
2	Gotovina in vloge	33.964	0	33.883	10.939	26.023	0	0	0	0	81
21	Gotovina	3.733	0	3.733	3.994	0	0	0	0	0	0
22	Prenosljive vloge	13.621	0	13.621	5.820	9.404	0	0	0	0	0
29	Druge vloge	16.610	0	16.529	1.125	16.619	0	0	0	0	81
3	Dolžniški vrednostni papirji	18.384	761	1.302	0	1.808	0	4	43	0	16.321
331	Kratkoročni	933	64	156	0	168	0	2	0	0	712
332	Dolgoročni	17.452	697	1.146	0	1.639	0	3	43	0	15.608
4	Posojila	52.824	28.623	10.067	0	10.338	20	5.306	35	0	3.006
41	Kratkoročna	9.210	7.664	313	0	0	11	1.064	3	0	37
42	Dolgoročna	43.613	20.959	9.754	0	10.338	9	4.241	33	0	2.969
5	Lastniški kapital	29.628	23.254	6.330	859	3.116	1.793	603	1.034	39	44
511	Delnice, ki kotirajo	4.062	3.599	463	0	76	0	64	447	0	0
512	Delnice, ki ne kotirajo	10.338	6.762	3.574	0	3.017	10	233	509	33	1
519	Drug lastniški kapital	14.123	12.893	1.187	859	0	41	306	78	5	43
52	Delnice/enote investicijskih skladov	1.105	0	1.105	0	24	1.742	0	0	0	0
6	Zavarovanja in pokojninske sheme	6.332	0	6.332	0	0	0	0	4.329	2.041	0
61	Rezervacije iz neživljenjskih zavarovanj	1.354	0	1.354	0	0	0	0	1.391	0	0
62	Življenjska zavarovanja	2.439	0	2.439	0	0	0	0	2.439	0	0
63+64+65	Pokojninske pravice	2.540	0	2.540	0	0	0	0	500	2.041	0
7	Izvedeni finančni instrumenti	399	125	267	0	268	0	4	0	0	7
8	Druge obveznosti	12.686	8.116	694	49	203	7	242	213	10	2.398
81	Komercialni krediti in predujmi	7.758	5.432	320	1	31	0	141	151	0	1.031
89	Drugo	4.928	2.684	374	48	172	7	101	62	10	1.367
	Neto finančna sredstva	-18.683	-42.367	3.088	402	3.784	-8	-1.254	174	-11	-3.090
		Gospodarstvo Slovenije/ *Total economy*	Nefinančne družbe/ *Non-financial corporations*	Finančne družbe/ *Financial corporations*	Centralna banka/ *Central Bank*	Druge denarne finančne institucije/ *Other monetary financial institutions*	Investicijski skladi razen MMF/ *Non-MMF investment funds*	Drugi finančni posredniki razen skladov/ *Other financial intermediaries except funds*	Zavarovalne družbe/ *Insurance corporations*	Pokojninski skladi/ *Pension funds*	Država/ *General government*
		S1	S11	S12	S121	S122+S123	S124	S125+S126 +S127	S128	S129	S13

Consolidated financial accounts - outstanding amounts 2012 (end of year) A.2.10.

EUR millions

A.2.10.

Institutional sectors											
S1311	S1313	S1314	S14	S15	S2	S21	S2111	S2112	S22	Financial Instruments	Code
16.735	1.288	1.544	35.775	518	52.272	44.540	37.822	6.718	7.732	**Financial Assets**	F
0	0	0	0	0	252	0	0	0	252	Monetary gold and SDRs	1
3.839	388	57	17.778	311	8.490	8.049	7.988	61	441	Currency and deposits	2
0	0	0	2.301	0	1.369	1.369	1.369	0	0	Currency	21
211	200	4	6.327	150	4.815	4.605	4.587	18	210	Transferable deposits	22
3.628	188	53	9.150	160	2.306	2.075	2.032	43	231	Other deposits	29
138	0	169	357	33	11.893	9.851	7.805	2.046	2.042	Debt securities	3
2	0	5	19	0	432	422	396	25	10	Short-term	31
136	0	164	339	33	11.461	9.429	7.409	2.020	2.031	Long-term	32
1.738	5	2	740	4	17.261	15.856	12.565	3.291	1.405	Loans	4
3	0	2	285	4	1.178	860	616	244	318	Short-term	41
1.735	5	0	455	0	16.083	14.996	11.949	3.047	1.087	Long-term	42
9.224	528	982	9.068	91	8.421	6.529	6.003	526	1.893	Equity	5
1.064	4	443	1.327	4	668	294	206	89	374	Listed shares	511
4.805	61	336	1.026	53	3.222	2.486	2.398	88	736	Unlisted shares	512
3.304	462	109	5.582	28	4.511	3.735	3.387	348	776	Other equity	519
51	1	94	1.133	6	21	13	11	2	8	Investment fund shares/units	52
1	0	0	5.773	1	239	159	22	137	80	Insurance and pension schemes	6
1	0	0	699	1	236	158	21	137	78	Non-life technical reserves	61
0	0	0	2.536	0	1	1	1	0	0	Life insurance	62
0	0	0	2.538	0	2	0	0	0	2	Pension entitlements	63+64+65
2	0	0	8	0	269	257	209	48	12	Financial derivatives	7
1.793	366	333	2.050	78	5.447	3.840	3.230	609	1.607	Other accounts receivable	8
207	167	22	475	20	5.019	3.579	2.987	593	1.440	Trade credits and advances	81
1.586	199	311	1.575	59	428	261	244	17	167	Other	89
20.706	1.199	752	12.475	132	33.588	21.006	18.320	2.686	12.582	**Liabilities**	
0	0	0	0	0	371	0	0	0	371	Monetary gold and SDRs	1
81	0	0	0	0	5.584	5.099	4.687	412	485	Currency and deposits	2
0	0	0	0	0	29	6	0	6	23	Currency	21
0	0	0	0	0	542	431	375	55	112	Transferable deposits	22
81	0	0	0	0	5.013	4.662	4.312	351	350	Other deposits	29
16.406	0	0	0	0	9.257	8.304	7.336	968	953	Debt securities	3
712	0	0	0	0	62	60	51	9	2	Short-term	31
15.694	0	0	0	0	9.195	8.244	7.285	959	951	Long-term	32
2.330	712	52	11.029	100	5.704	2.313	2.017	296	3.391	Loans	4
26	14	0	1.167	29	2.173	783	597	186	1.391	Short-term	41
2.304	698	52	9.862	70	3.531	1.531	1.421	110	2.001	Long-term	42
65	0	437	0	0	6.723	2.150	1.953	197	4.573	Equity	5
0	0	0	0	0	1.794	411	306	105	1.383	Listed shares	511
22	0	437	0	0	762	284	267	18	478	Unlisted shares	512
43	0	0	0	0	2.983	542	481	61	2.441	Other equity	519
0	0	0	0	0	1.184	913	899	14	271	Investment fund shares/units	52
0	0	0	0	0	141	134	109	25	6	Insurance and pension schemes	6
0	0	0	0	0	42	37	21	15	5	Non-life technical reserves	61
0	0	0	0	0	99	98	88	10	1	Life insurance	62
0	0	0	0	0	0	0	0	0	0	Pension entitlements	63+64+65
7	0	0	0	0	152	144	122	22	8	Financial derivatives	7
1.818	487	262	1.447	32	5.656	2.862	2.095	766	2.794	Other accounts payable	8
739	234	57	948	27	5.121	2.553	1.818	735	2.568	Trade credits and advances	81
1.078	253	205	498	5	535	309	277	31	226	Other	89
-3.971	89	792	23.300	386	18.683	23.533	19.502	4.031	-4.850	**Net financial assets**	
Centralna država/ *Central government*	Lokalna država/ *Local government*	Skladi socialne varnosti/ *Social security funds*	Gospodinjstva/ *Households*	Nepr.instit., ki opravljajo storitve za gospod./ *Non-profit institutions serving households*	Tujina/ *Rest of the world*	Evropska unija/ *European Union*	Evroobmočje/ *Euro area*	Ostala EU/ *Other EU*	Ostali svet/ Others		
S1311	S1313	S1314	S14	S15	S2	S21	S2111	S2112	S22		

A.2.11. Konsolidirani finančni računi - transakcije 2013

v mio EUR

A.2.11.

Oznaka	Finančni instrumenti	Institucionalni sektorji									
		S1	S11	S12	S121	S122+S123	S124	S125+S126 +S127	S128	S129	S13
F	**Finančna sredstva**	-586	679	-2.399	-1.766	-753	-36	-51	153	26	979
1	Denarno zlato in PPČ	-12	0	-12	-12	0	0	0	0	0	0
2	Gotovina in vloge	21	579	-193	-555	1.246	-33	31	-123	-146	-281
21	Gotovina	92	5	1	0	22	0	1	0	0	0
22	Prenosljive vloge	848	367	312	0	465	-9	17	42	-5	159
29	Druge vloge	-919	208	-506	-555	758	-24	14	-164	-141	-440
3	Dolžniški vrednostni papirji	1.152	-24	1.179	-788	1.563	-16	-7	232	94	-3
31	Kratkoročni	-40	-1	-43	-223	114	-5	-6	21	51	0
32	Dolgoročni	1.192	-23	1.222	-565	1.450	-10	0	211	44	-3
4	Posojila	-2.333	35	-3.197	-403	-3.341	-8	-40	-2	1	852
41	Kratkoročna	-1.156	-25	-1.463	0	-1.528	-9	-37	9	0	332
42	Dolgoročna	-1.177	60	-1.734	-403	-1.813	0	-3	-11	1	520
5	Lastniški kapital	76	-57	-24	0	-59	21	-15	23	66	218
511	Delnice, ki kotirajo	-33	-12	-10	0	-34	4	-7	10	4	19
512	Delnice, ki ne kotirajo	-104	-19	-107	0	-161	-2	-10	3	-2	47
519	Drug lastniški kapital	181	-5	27	0	148	1	8	3	0	148
52	Delnice/enote investicijskih skladov	32	-20	67	0	-13	18	-7	7	64	4
6	Zavarovanja in pokojninske sheme	-10	-41	-13	0	-1	0	0	-13	0	0
61	Rezervacije iz neživljenjskih zavarovanj	-77	-41	-13	0	-1	0	0	-13	0	0
62	Življenjska zavarovanja	53	0	0	0	0	0	0	0	0	0
63+64+65	Pokojninske pravice	14	0	0	0	0	0	0	0	0	0
7	Izvedeni finančni instrumenti	-108	-16	-90	-5	-82	0	-2	-2	0	-1
8	Druge terjatve	627	203	-49	-3	-78	-1	-20	37	10	194
81	Komercialni krediti in predujmi	206	179	18	0	2	0	-20	34	2	44
89	Drugo	421	25	-68	-3	-80	-1	0	3	8	149
F	**Obveznosti**	-1.564	-1.136	-6.546	-1.757	-4.652	-48	-167	35	14	6.386
1	Denarno zlato in PPČ	0	0	0	0	0	0	0	0	0	0
2	Gotovina in vloge	-4.744	0	-4.756	-1.745	-2.398	0	0	0	0	12
21	Gotovina	170	0	170	192	0	0	0	0	0	0
22	Prenosljive vloge	-2.963	0	-2.963	-2.897	131	0	0	0	0	0
29	Druge vloge	-1.951	0	-1.963	960	-2.529	0	0	0	0	12
3	Dolžniški vrednostni papirji	5.497	11	-276	0	-364	0	-1	-10	0	5.762
331	Kratkoročni	-197	13	-90	0	-96	0	-1	0	0	-119
332	Dolgoročni	5.694	-1	-185	0	-268	0	-1	-10	0	5.881
4	Posojila	-2.565	-1.148	-1.431	0	-1.721	-13	-288	-5	0	332
41	Kratkoročna	-865	-813	0	0	0	-10	-94	2	0	11
42	Dolgoročna	-1.700	-335	-1.431	0	-1.721	-2	-195	-8	0	322
5	Lastniški kapital	-40	-3	-39	0	-59	-42	138	-16	0	0
511	Delnice, ki kotirajo	84	23	61	0	0	0	0	48	0	0
512	Delnice, ki ne kotirajo	-89	-16	-74	0	-71	0	-2	-65	0	0
519	Drug lastniški kapital	-2	-9	6	0	0	0	140	0	0	0
52	Delnice/enote investicijskih skladov	-33	0	-33	0	12	-41	0	0	0	0
6	Zavarovanja in pokojninske sheme	39	0	39	0	0	0	0	23	15	0
61	Rezervacije iz neživljenjskih zavarovanj	-24	0	-24	0	0	0	0	-25	0	0
62	Življenjska zavarovanja	49	0	49	0	0	0	0	49	0	0
63+64+65	Pokojninske pravice	14	0	14	0	0	0	0	-1	15	0
7	Izvedeni finančni instrumenti	-142	-66	-75	-2	-73	0	0	0	0	-1
8	Druge obveznosti	391	70	-7	-10	-37	7	-14	44	-1	281
81	Komercialni krediti in predujmi	-130	-117	48	2	-1	0	3	44	0	-6
89	Drugo	521	186	-55	-11	-36	7	-18	0	-1	287
	Neto finančne transakcije	978	1.815	4.147	-10	3.899	12	115	118	12	-5.407
		Gospodarstvo Slovenije/ *Total economy*	Nefinančne družbe/ *Non-financial corporations*	Finančne družbe/ *Financial corporations*	Centralna banka/ *Central Bank*	Druge denarne finančne institucije/ *Other monetary financial institutions*	Investicijski skladi razen MMF/ *Non-MMF investment funds*	Drugi finančni posredniki razen skladov/ *Other financial intermediaries except funds*	Zavarovalne družbe/ *Insurance corporations*	Pokojninski skladi/ *Pension funds*	Država/ *General government*
		S1	S11	S12	S121	S122+S123	S124	S125+S126 +S127	S128	S129	S13

Consolidated financial accounts - transactions 2013 A.2.11.

EUR millions

A.2.11.

Institutional sectors											
S1311	S1313	S1314	S14	S15	S2	S21	S2111	S2112	S22	Financial Instruments	Code
964	46	-13	166	-11	-789	-3.224	-5.585	2.361	2.434	**Financial Assets**	F
0	0	0	0	0	0	0	0	0	0	Monetary gold and SDRs	1
-224	-9	-48	-78	-6	-4.186	-4.104	-4.208	104	-82	Currency and deposits	2
0	0	0	87	0	77	77	77	0	0	Currency	21
156	6	-2	7	2	-3.397	-3.376	-3.484	108	-21	Transferable deposits	22
-380	-15	-46	-172	-8	-867	-805	-802	-4	-62	Other deposits	29
24	0	-32	10	-10	3.784	1.503	215	1.288	2.281	Debt securities	3
5	0	-5	4	0	-244	-238	-227	-10	-6	Short-term	31
18	0	-27	7	-10	4.028	1.740	442	1.298	2.287	Long-term	32
860	-1	0	-20	-2	-196	-288	-1.034	747	92	Loans	4
332	0	0	2	-2	44	67	73	-5	-24	Short-term	41
528	0	0	-22	0	-239	-355	-1.107	752	116	Long-term	42
208	4	5	-62	2	23	-76	-148	72	99	Equity	5
17	0	2	-29	0	134	66	31	35	67	Listed shares	511
47	0	0	-27	2	-80	-122	-120	-2	42	Unlisted shares	512
143	4	0	13	0	-32	-18	-58	39	-14	Other equity	519
1	0	3	-18	0	2	-2	-1	-1	4	Investment fund shares/units	52
1	0	0	43	0	39	45	8	37	-6	Insurance and pension schemes	6
1	0	0	-23	0	40	44	8	36	-4	Non-life technical reserves	61
0	0	0	53	0	0	0	0	0	0	Life insurance	62
0	0	0	14	0	0	1	0	1	-1	Pension entitlements	63+64+65
-1	0	0	-1	0	-62	-59	-55	-5	-3	Financial derivatives	7
96	52	62	275	5	-192	-245	-363	118	53	Other accounts receivable	8
30	14	0	-37	2	-174	-241	-350	109	67	Trade credits and advances	81
67	38	62	312	3	-19	-4	-13	9	-14	Other	89
6.361	108	-64	-254	-14	188	376	308	69	-188	**Liabilities**	
0	0	0	0	0	-12	102	0	102	-115	Monetary gold and SDRs	1
12	0	0	0	0	579	586	701	-116	-6	Currency and deposits	2
0	0	0	0	0	0	-10	0	-10	10	Currency	21
0	0	0	0	0	414	329	288	40	86	Transferable deposits	22
12	0	0	0	0	165	267	413	-146	-102	Other deposits	29
5.756	0	0	0	0	-561	-599	-588	-11	38	Debt securities	3
-119	0	0	0	0	-87	-83	-75	-8	-4	Short-term	31
5.875	0	0	0	0	-474	-516	-513	-4	42	Long-term	32
374	16	-50	-302	-15	36	96	156	-59	-60	Loans	4
9	2	0	-58	-4	-247	-53	-4	-49	-194	Short-term	41
366	14	-50	-244	-11	284	149	160	-11	134	Long-term	42
0	0	0	0	2	139	241	157	84	-101	Equity	5
0	0	0	0	0	17	7	7	0	10	Listed shares	511
0	0	0	0	1	-95	44	-20	64	-139	Unlisted shares	512
0	0	0	0	1	151	136	115	21	15	Other equity	519
0	0	0	0	0	67	54	54	-1	13	Investment fund shares/units	52
0	0	0	0	0	-10	-11	-3	-8	1	Insurance and pension schemes	6
0	0	0	0	0	-13	-14	-6	-9	1	Non-life technical reserves	61
0	0	0	0	0	3	3	3	0	0	Life insurance	62
0	0	0	0	0	0	0	0	0	0	Pension entitlements	63+64+65
-1	0	0	0	0	-28	-28	-44	16	0	Financial derivatives	7
219	92	-13	48	-1	44	-10	-71	61	54	Other accounts payable	8
-42	43	-7	-53	-2	163	124	60	64	39	Trade credits and advances	81
261	49	-6	101	1	-118	-134	-131	-3	15	Other	89
-5.396	-61	50	420	3	-978	-3.600	-5.892	2.292	2.623	**Net financial transactions**	
Centralna država/ *Central government*	Lokalna država/ *Local government*	Skladi socialne varnosti/ *Social security funds*	Gospodinjstva/ *Households*	Nepr.instit., ki opravljajo storitve za gospod./ *Non-profit institutions serving households*	Tujina/ *Rest of the world*	Evropska unija/ *European Union*	Evroobmočje/ *Euro area*	Ostala EU/ *Other EU*	Ostali svet/ Others		
S1311	S1313	S1314	S14	S15	S2	S21	S2111	S2112	S22		

A.2.12. Konsolidirani finančni računi - vrednostne spremembe 2013

v mio EUR

A.2.12.

Oznaka	Finančni instrumenti	Institucionalni sektorji									
		S1	S11	S12	S121	S122+S123	S124	S125+S126 +S127	S128	S129	S13
F	**Finančna sredstva**	1.151	-705	-2.304	69	-2.882	53	-182	73	35	3.921
1	Denarno zlato in PPČ	-50	0	-50	-50	0	0	0	0	0	0
2	Gotovina in vloge	-45	18	-18	-8	-27	5	6	0	6	-4
21	Gotovina	-1	0	-1	0	-1	0	0	0	0	0
22	Prenosljive vloge	-267	-189	-17	0	-17	0	-8	-66	0	-20
29	Druge vloge	223	206	0	-8	-10	5	13	65	5	16
3	Dolžniški vrednostni papirji	215	-31	318	120	-14	-20	-7	102	14	-16
31	Kratkoročni	240	0	251	235	5	-2	2	11	1	0
32	Dolgoročni	-26	-31	66	-115	-19	-18	-9	91	13	-16
4	Posojila	-67	-79	-2.287	-2	-2.435	-1	-29	-8	0	2.322
41	Kratkoročna	-71	-20	-978	0	-1.010	0	-74	-6	0	941
42	Dolgoročna	5	-59	-1.309	-2	-1.425	0	46	-2	0	1.381
5	Lastniški kapital	1.213	-471	-176	0	-347	68	-120	-10	15	1.605
511	Delnice, ki kotirajo	284	-31	-57	0	-131	80	-8	-14	7	228
512	Delnice, ki ne kotirajo	826	-299	-78	0	-24	-14	-75	-22	-18	1.233
519	Drug lastniški kapital	26	-146	-70	0	-190	-1	-33	0	0	130
52	Delnice/enote investicijskih skladov	77	4	29	0	-2	3	-3	26	26	14
6	Zavarovanja in pokojninske sheme	109	12	0	0	0	0	0	0	0	0
61	Rezervacije iz neživljenjskih zavarovanj	30	12	0	0	0	0	0	0	0	0
62	Življenjska zavarovanja	45	0	0	0	0	0	0	0	0	0
63+64+65	Pokojninske pravice	34	0	0	0	0	0	0	0	0	0
7	Izvedeni finančni instrumenti	-34	13	-48	8	-59	0	0	0	0	0
8	Druge terjatve	-191	-167	-43	0	1	0	-32	-10	0	14
81	Komercialni krediti in predujmi	-126	-75	-49	0	0	0	-43	-5	0	0
89	Drugo	-65	-92	6	0	1	0	11	-5	0	14
F	**Obveznosti**	1.175	260	585	-47	117	61	-265	158	30	368
1	Denarno zlato in PPČ	-10	0	-10	-10	0	0	0	0	0	0
2	Gotovina in vloge	-44	0	-44	-2	-44	0	0	0	0	0
21	Gotovina	0	0	0	1	0	0	0	0	0	0
22	Prenosljive vloge	-257	0	-258	2	-333	0	0	0	0	0
29	Druge vloge	213	0	213	-5	290	0	0	0	0	0
3	Dolžniški vrednostni papirji	274	-32	-52	0	-174	0	-1	1	0	358
331	Kratkoročni	3	3	0	0	0	0	0	0	0	1
332	Dolgoročni	271	-35	-52	0	-174	0	-1	1	0	357
4	Posojila	-334	-141	-169	0	-358	0	4	0	0	1
41	Kratkoročna	-4	-100	127	0	0	0	14	0	0	1
42	Dolgoročna	-330	-41	-295	0	-358	0	-10	0	0	0
5	Lastniški kapital	1.440	616	825	-37	723	63	-232	88	2	1
511	Delnice, ki kotirajo	285	277	7	0	-76	0	2	72	0	0
512	Delnice, ki ne kotirajo	718	-61	780	0	799	0	-100	4	1	0
519	Drug lastniški kapital	398	399	-1	-37	0	4	-134	12	0	1
52	Delnice/enote investicijskih skladov	39	0	39	0	0	59	0	0	0	0
6	Zavarovanja in pokojninske sheme	105	0	105	0	0	0	0	76	29	0
61	Rezervacije iz neživljenjskih zavarovanj	27	0	27	0	0	0	0	27	0	0
62	Življenjska zavarovanja	44	0	44	0	0	0	0	44	0	0
63+64+65	Pokojninske pravice	34	0	34	0	0	0	0	5	29	0
7	Izvedeni finančni instrumenti	-58	-12	-44	2	-46	0	-3	0	0	-2
8	Druge obveznosti	-198	-171	-26	0	16	-2	-33	-6	0	10
81	Komercialni krediti in predujmi	-147	-112	-29	0	0	0	-29	1	0	15
89	Drugo	-51	-59	3	0	16	-2	-4	-6	0	-5
	Neto vrednostne spremembe	-24	-965	-2.889	116	-2.999	-8	84	-86	4	3.553
		Gospodarstvo Slovenije/ *Total economy*	Nefinančne družbe/ *Non-financial corporations*	Finančne družbe/ *Financial corporations*	Centralna banka/ *Central Bank*	Druge denarne finančne institucije/ *Other monetary financial institutions*	Investicijski skladi razen MMF/ *Non-MMF investment funds*	Drugi finančni posredniki razen skladov/ *Other financial intermediaries except funds*	Zavarovalne družbe/ *Insurance corporations*	Pokojninski skladi/ *Pension funds*	Država/ *General government*
		S1	S11	S12	S121	S122+S123	S124	S125+S126 +S127	S128	S129	S13

Consolidated financial accounts - revaluation changes 2013 A.2.12.

EUR millions

A.2.12.

Institutional sectors											
S1311	S1313	S1314	S14	S15	S2	S21	S2111	S2112	S22	Financial Instruments	Code
4.439	-20	-21	247	-8	-403	615	-311	925	-1.018	**Financial Assets**	F
0	0	0	0	0	-10	0	0	0	-10	Monetary gold and SDRs	1
-4	-1	2	-34	-6	-11	82	-3	85	-93	Currency and deposits	2
0	0	0	0	0	0	0	0	0	0	Currency	21
-1	-19	0	-35	-7	-7	49	0	49	-56	Transferable deposits	22
-3	17	2	1	1	-4	33	-3	36	-37	Other deposits	29
-14	0	6	-57	1	130	29	-24	53	101	Debt securities	3
0	0	0	-11	0	-82	-82	-82	0	0	Short-term	31
-14	0	6	-46	1	212	112	58	53	101	Long-term	32
2.322	0	0	-22	0	-368	-318	-175	-143	-50	Loans	4
941	0	-2	-14	0	-16	15	-3	19	-32	Short-term	41
1.381	0	2	-7	0	-352	-334	-172	-162	-18	Long-term	42
2.131	-19	-37	260	-5	87	683	2	682	-597	Equity	5
181	1	46	144	0	0	217	-26	243	-217	Listed shares	511
1.805	-11	-92	-28	-3	-256	-88	-233	145	-168	Unlisted shares	512
141	-9	-1	115	-3	337	549	257	291	-212	Other equity	519
3	0	11	29	1	6	6	3	3	0	Investment fund shares/units	52
0	0	0	97	0	-4	1	-4	5	-5	Insurance and pension schemes	6
0	0	0	18	0	-3	2	-3	5	-5	Non-life technical reserves	61
0	0	0	45	0	-1	-1	-1	0	0	Life insurance	62
0	0	0	34	0	0	0	0	0	0	Pension entitlements	63+64+65
0	0	0	0	0	-57	-57	-42	-15	0	Financial derivatives	7
4	0	8	3	2	-170	194	-65	259	-364	Other accounts receivable	8
1	-1	0	-2	0	-106	201	-17	218	-307	Trade credits and advances	81
3	1	8	5	2	-64	-6	-48	42	-57	Other	89
355	6	483	-37	-1	-427	2.523	148	2.375	-2.950	**Liabilities**	
0	0	0	0	0	-49	-13	0	-13	-36	Monetary gold and SDRs	1
0	0	0	0	0	-12	15	1	14	-26	Currency and deposits	2
0	0	0	0	0	-1	11	0	11	-13	Currency	21
0	0	0	0	0	-17	-2	-6	4	-15	Transferable deposits	22
0	0	0	0	0	6	5	7	-1	1	Other deposits	29
366	0	0	0	0	71	81	66	15	-10	Debt securities	3
1	0	0	0	0	154	150	150	0	5	Short-term	31
366	0	0	0	0	-84	-69	-84	15	-15	Long-term	32
-8	10	0	-26	0	-101	1.041	-67	1.109	-1.142	Loans	4
-1	1	0	-32	0	-83	557	-32	589	-640	Short-term	41
-7	9	0	6	1	-17	485	-35	520	-502	Long-term	42
-13	0	483	0	-2	-140	829	141	688	-969	Equity	5
0	0	0	0	0	-1	108	82	26	-109	Listed shares	511
-14	0	483	0	-1	-148	-140	-133	-7	-8	Unlisted shares	512
1	0	0	0	-1	-35	828	166	662	-863	Other equity	519
0	0	0	0	0	44	33	26	7	11	Investment fund shares/units	52
0	0	0	0	0	0	0	0	0	0	Insurance and pension schemes	6
0	0	0	0	0	0	0	0	0	0	Non-life technical reserves	61
0	0	0	0	0	0	0	0	0	0	Life insurance	62
0	0	0	0	0	0	0	0	0	0	Pension entitlements	63+64+65
-2	0	0	0	0	-33	-31	-9	-22	-2	Financial derivatives	7
12	-4	1	-11	1	-163	601	16	584	-764	Other accounts payable	8
13	1	1	-22	1	-85	558	6	551	-642	Trade credits and advances	81
-1	-5	0	11	0	-78	43	10	33	-121	Other	89
4.084	-26	-504	284	-7	24	-1.908	-458	-1.449	1.931	**Net revaluation changes**	
Centralna država/ *Central government*	Lokalna država/ *Local government*	Skladi socialne varnosti/ *Social security funds*	Gospodinjstva/ *Households*	Nepr.instit., ki opravljajo storitve za gospod./ *Non-profit institutions serving households*	Tujina/ *Rest of the world*	Evropska unija/ *European Union*	Evroobmočje/ *Euro area*	Ostala EU/ *Other EU*	Ostali svet/ Others		
S1311	S1313	S1314	S14	S15	S2	S21	S2111	S2112	S22		

A.2.13. Konsolidirani finančni računi - stanja 2013 (konec leta)

v mio EUR

A.2.13.

Oznaka	Finančni instrumenti	Institucionalni sektorji									
		S1	S11	S12	S121	S122+S123	S124	S125+S126 +S127	S128	S129	S13
F	**Finančna sredstva**	136.350	18.487	57.511	10.804	41.905	1.830	4.672	6.054	2.139	23.665
1	Denarno zlato in PPČ	309	0	309	309	0	0	0	0	0	0
2	Gotovina in vloge	31.033	4.588	4.481	2.929	4.148	102	308	365	322	4.000
21	Gotovina	2.484	73	23	0	305	0	2	0	0	0
22	Prenosljive vloge	9.928	2.279	650	4	2.127	50	128	60	8	554
29	Druge vloge	18.621	2.235	3.808	2.924	1.717	51	178	305	313	3.446
3	Dolžniški vrednostni papirji	17.116	117	16.462	4.126	7.561	207	19	3.587	1.292	203
31	Kratkoročni	763	12	732	12	484	6	4	100	135	7
32	Dolgoročni	16.353	105	15.729	4.114	7.077	201	14	3.487	1.157	196
4	Posojila	38.868	2.188	31.149	3.334	29.053	1	3.447	110	54	4.831
41	Kratkoročna	8.978	1.155	6.273	0	6.499	1	303	21	0	1.276
42	Dolgoročna	29.889	1.033	24.876	3.334	22.553	0	3.144	89	54	3.555
5	Lastniški kapital	29.219	3.628	4.138	96	827	1.515	552	1.650	455	12.099
511	Delnice, ki kotirajo	5.440	189	2.046	0	407	1.332	80	277	52	1.758
512	Delnice, ki ne kotirajo	8.600	695	858	21	297	18	350	249	11	6.024
519	Drug lastniški kapital	12.802	2.636	279	75	112	2	107	65	0	4.153
52	Delnice/enote investicijskih skladov	2.377	108	955	0	12	163	14	1.058	391	163
6	Zavarovanja in pokojninske sheme	6.333	387	29	0	35	0	1	29	0	2
61	Rezervacije iz neživljenjskih zavarovanj	1.113	387	29	0	35	0	1	29	0	2
62	Življenjska zavarovanja	2.633	0	0	0	0	0	0	0	0	0
63+64+65	Pokojninske pravice	2.587	0	0	0	0	0	0	0	0	0
7	Izvedeni finančni instrumenti	140	3	130	4	118	0	7	2	0	1
8	Druge terjatve	13.332	7.576	813	5	162	6	338	312	15	2.530
81	Komercialni krediti in predujmi	7.941	6.603	439	0	8	0	165	266	4	440
89	Drugo	5.391	973	374	5	155	6	173	46	11	2.089
F	**Obveznosti**	154.079	60.004	53.166	10.296	37.221	1.834	5.727	5.847	2.133	28.609
1	Denarno zlato in PPČ	241	0	241	241	0	0	0	0	0	0
2	Gotovina in vloge	29.175	0	29.082	9.192	23.582	0	0	0	0	93
21	Gotovina	3.903	0	3.903	4.187	0	0	0	0	0	0
22	Prenosljive vloge	10.400	0	10.400	2.926	9.202	0	0	0	0	0
29	Druge vloge	14.872	0	14.779	2.080	14.380	0	0	0	0	93
3	Dolžniški vrednostni papirji	24.156	741	974	0	1.269	0	2	34	0	22.441
331	Kratkoročni	739	80	65	0	73	0	1	0	0	594
332	Dolgoročni	23.417	661	909	0	1.197	0	1	34	0	21.847
4	Posojila	49.925	27.334	8.467	0	8.258	7	5.021	30	0	3.339
41	Kratkoročna	8.341	6.751	440	0	0	1	985	5	0	49
42	Dolgoročna	41.583	20.583	8.027	0	8.258	7	4.037	24	0	3.290
5	Lastniški kapital	31.027	23.867	7.115	823	3.781	1.815	508	1.106	40	45
511	Delnice, ki kotirajo	4.431	3.899	532	0	0	0	66	567	0	0
512	Delnice, ki ne kotirajo	10.967	6.685	4.281	0	3.745	11	131	448	35	1
519	Drug lastniški kapital	14.519	13.283	1.192	823	0	45	311	90	5	44
52	Delnice/enote investicijskih skladov	1.111	0	1.111	0	36	1.759	0	0	0	0
6	Zavarovanja in pokojninske sheme	6.476	0	6.476	0	0	0	0	4.428	2.085	0
61	Rezervacije iz neživljenjskih zavarovanj	1.356	0	1.356	0	0	0	0	1.393	0	0
62	Življenjska zavarovanja	2.532	0	2.532	0	0	0	0	2.532	0	0
63+64+65	Pokojninske pravice	2.588	0	2.588	0	0	0	0	504	2.085	0
7	Izvedeni finančni instrumenti	200	47	149	0	149	0	1	0	0	4
8	Druge obveznosti	12.880	8.015	661	40	182	12	194	251	8	2.688
81	Komercialni krediti in predujmi	7.481	5.204	339	3	30	0	115	196	0	1.040
89	Drugo	5.399	2.811	322	37	152	12	80	55	8	1.648
	Neto finančna sredstva	-17.729	-41.517	4.345	507	4.684	-4	-1.055	207	6	-4.944
		Gospodarstvo Slovenije/ *Total economy*	Nefinančne družbe/ *Non-financial corporations*	Finančne družbe/ *Financial corporations*	Centralna banka/ *Central Bank*	Druge denarne finančne institucije/ *Other monetary financial institutions*	Investicijski skladi razen MMF/ *Non-MMF investment funds*	Drugi finančni posredniki razen skladov/ *Other financial intermediaries except funds*	Zavarovalne družbe/ *Insurance corporations*	Pokojninski skladi/ *Pension funds*	Država/ *General government*
		S1	S11	S12	S121	S122+S123	S124	S125+S126 +S127	S128	S129	S13

Consolidated financial accounts - outstanding amounts 2013 (end of year) A.2.13.

EUR millions

A.2.13.

Institutional sectors											
S1311	S1313	S1314	S14	S15	S2	S21	S2111	S2112	S22	Financial Instruments	Code
22.138	1.314	1.510	36.188	499	51.079	41.931	31.927	10.004	9.148	**Financial Assets**	F
0	0	0	0	0	241	0	0	0	241	Monetary gold and SDRs	1
3.611	378	11	17.666	299	4.293	4.027	3.777	250	266	Currency and deposits	2
0	0	0	2.387	0	1.447	1.447	1.447	0	0	Currency	21
366	187	1	6.299	145	1.412	1.278	1.104	174	133	Transferable deposits	22
3.246	190	10	8.979	153	1.435	1.302	1.227	75	133	Other deposits	29
147	0	143	311	24	15.807	11.383	7.997	3.387	4.424	Debt securities	3
7	0	0	11	0	106	102	87	15	4	Short-term	31
140	0	143	299	23	15.701	11.281	7.910	3.371	4.420	Long-term	32
4.920	5	2	698	2	16.697	15.250	11.355	3.895	1.447	Loans	4
1.276	0	0	273	2	1.205	942	685	257	263	Short-term	41
3.644	5	2	425	0	15.492	14.307	10.670	3.637	1.184	Long-term	42
11.563	513	950	9.266	88	8.531	7.136	5.857	1.279	1.395	Equity	5
1.263	5	491	1.443	4	801	577	211	366	224	Listed shares	511
6.657	50	244	971	52	2.886	2.276	2.045	231	610	Unlisted shares	512
3.588	457	108	5.709	25	4.815	4.266	3.587	679	550	Other equity	519
55	1	107	1.144	7	28	17	14	3	11	Investment fund shares/units	52
2	0	0	5.913	1	275	205	26	179	70	Insurance and pension schemes	6
2	0	0	694	1	273	203	26	177	69	Non-life technical reserves	61
0	0	0	2.633	0	0	0	0	0	0	Life insurance	62
0	0	0	2.587	0	2	1	0	1	0	Pension entitlements	63+64+65
1	0	0	7	0	150	141	113	28	9	Financial derivatives	7
1.893	418	403	2.328	86	5.085	3.789	2.803	986	1.296	Other accounts receivable	8
238	180	22	436	21	4.739	3.539	2.620	919	1.200	Trade credits and advances	81
1.656	238	381	1.891	64	345	250	183	67	95	Other	89
27.421	1.313	1.172	12.184	117	33.349	23.905	18.776	5.130	9.444	**Liabilities**	
0	0	0	0	0	309	89	0	89	220	Monetary gold and SDRs	1
93	0	0	0	0	6.151	5.699	5.389	310	452	Currency and deposits	2
0	0	0	0	0	28	8	0	8	20	Currency	21
0	0	0	0	0	940	757	658	99	183	Transferable deposits	22
93	0	0	0	0	5.184	4.934	4.731	203	250	Other deposits	29
22.528	0	0	0	0	8.767	7.786	6.815	971	981	Debt securities	3
594	0	0	0	0	130	127	126	1	3	Short-term	31
21.934	0	0	0	0	8.637	7.659	6.688	970	978	Long-term	32
2.696	738	2	10.700	85	5.640	3.451	2.106	1.345	2.189	Loans	4
33	17	0	1.076	25	1.842	1.286	560	726	556	Short-term	41
2.663	721	2	9.624	60	3.798	2.164	1.545	619	1.633	Long-term	42
52	0	920	0	0	6.723	3.220	2.251	970	3.503	Equity	5
0	0	0	0	0	1.811	527	395	132	1.284	Listed shares	511
8	0	920	0	0	519	188	113	75	331	Unlisted shares	512
44	0	0	0	0	3.099	1.506	763	743	1.593	Other equity	519
0	0	0	0	0	1.294	1.000	980	20	294	Investment fund shares/units	52
0	0	0	0	0	131	123	107	17	8	Insurance and pension schemes	6
0	0	0	0	0	29	22	16	6	7	Non-life technical reserves	61
0	0	0	0	0	102	101	91	10	1	Life insurance	62
0	0	0	0	0	0	0	0	0	0	Pension entitlements	63+64+65
4	0	0	0	0	91	85	68	17	6	Financial derivatives	7
2.048	575	250	1.484	32	5.537	3.452	2.041	1.412	2.085	Other accounts payable	8
710	279	51	873	26	5.199	3.235	1.884	1.350	1.965	Trade credits and advances	81
1.338	296	199	611	6	338	218	156	62	120	Other	89
-5.283	1	338	24.004	382	17.729	18.025	13.151	4.874	-296	**Net financial assets**	
Centralna država/ *Central government*	Lokalna država/ *Local government*	Skladi socialne varnosti/ *Social security funds*	Gospodinjstva/ *Households*	Nepr.instit., ki opravljajo storitve za gospod./ *Non-profit institutions serving households*	Tujina/ *Rest of the world*	Evropska unija/ *European Union*	Evroobmočje/ *Euro area*	Ostala EU/ *Other EU*	Ostali svet/ Others		
S1311	S1313	S1314	S14	S15	S2	S21	S2111	S2112	S22		

A.2.14. Konsolidirani finančni računi - transakcije 2014

v mio EUR

A.2.14.

Oznaka	Finančni instrumenti	Institucionalni sektorji									
		S1	S11	S12	S121	S122+S123	S124	S125+S126 +S127	S128	S129	S13
F	**Finančna sredstva**	6.714	475	2.439	-38	-752	64	-311	19	119	3.007
1	Denarno zlato in PPČ	12	0	12	12	0	0	0	0	0	0
2	Gotovina in vloge	7.429	472	3.892	2.407	538	24	43	-49	140	2.180
21	Gotovina	121	23	4	0	15	0	0	0	0	0
22	Prenosljive vloge	7.134	591	3.205	2.393	825	27	32	-13	2	2.388
29	Druge vloge	174	-142	683	14	-302	-2	11	-37	137	-208
3	Dolžniški vrednostni papirji	788	-37	963	-244	1.076	39	-1	148	-88	-38
31	Kratkoročni	158	-4	179	52	200	-1	-1	-50	-30	-6
32	Dolgoročni	630	-33	783	-296	876	40	-1	199	-59	-31
4	Posojila	-1.341	117	-2.310	-2.216	-2.335	1	-261	-18	-16	851
41	Kratkoročna	-949	119	-1.252	0	-1.312	0	20	-3	0	177
42	Dolgoročna	-392	-2	-1.057	-2.216	-1.023	1	-282	-16	-16	675
5	Lastniški kapital	-181	-115	-66	7	-64	4	-82	1	87	-31
511	Delnice, ki kotirajo	-454	-3	-273	0	-226	36	-77	-28	21	-79
512	Delnice, ki ne kotirajo	-67	-32	-12	0	19	-2	-36	8	0	-44
519	Drug lastniški kapital	163	-78	139	7	148	3	28	-6	0	76
52	Delnice/enote investicijskih skladov	177	-1	79	0	-4	-33	3	27	66	16
6	Zavarovanja in pokojninske sheme	166	24	1	0	2	1	0	1	0	2
61	Rezervacije iz neživljenjskih zavarovanj	51	24	1	0	2	1	0	1	0	2
62	Življenjska zavarovanja	48	0	0	0	0	0	0	0	0	0
63+64+65	Pokojninske pravice	66	0	0	0	0	0	0	0	0	0
7	Izvedeni finančni instrumenti	-78	-21	-56	-2	-55	0	1	1	0	-1
8	Druge terjatve	-81	37	3	-2	87	-6	-10	-64	-3	42
81	Komercialni krediti in predujmi	33	117	-77	1	5	0	-4	-77	1	7
89	Drugo	-114	-80	80	-3	83	-6	-6	12	-4	35
F	**Obveznosti**	4.540	-1.411	1.131	-112	-1.466	26	-680	-24	51	4.906
1	Denarno zlato in PPČ	0	0	0	0	0	0	0	0	0	0
2	Gotovina in vloge	1.804	0	1.800	-90	1.101	0	0	0	0	4
21	Gotovina	482	0	482	493	0	0	0	0	0	0
22	Prenosljive vloge	2.948	0	2.948	1.359	1.650	0	0	0	0	0
29	Druge vloge	-1.626	0	-1.630	-1.942	-549	0	0	0	0	3
3	Dolžniški vrednostni papirji	4.730	265	72	0	40	0	1	-2	0	4.393
331	Kratkoročni	222	-23	-65	0	-72	0	-1	0	0	309
332	Dolgoročni	4.508	288	137	0	113	0	2	-2	0	4.083
4	Posojila	-2.418	-1.879	-817	0	-2.668	-14	-667	-5	0	381
41	Kratkoročna	-734	-829	-6	0	0	-4	-38	-5	0	136
42	Dolgoročna	-1.684	-1.049	-810	0	-2.668	-9	-628	0	0	245
5	Lastniški kapital	603	529	74	0	114	46	-56	-11	0	0
511	Delnice, ki kotirajo	347	353	-6	0	0	0	3	-11	0	0
512	Delnice, ki ne kotirajo	128	2	126	0	115	0	12	0	0	0
519	Drug lastniški kapital	65	174	-110	0	0	2	-70	0	0	0
52	Delnice/enote investicijskih skladov	64	0	64	0	0	44	0	0	0	0
6	Zavarovanja in pokojninske sheme	104	0	104	0	0	0	0	61	46	0
61	Rezervacije iz neživljenjskih zavarovanj	-2	0	-2	0	0	0	0	0	0	0
62	Življenjska zavarovanja	41	0	41	0	0	0	0	41	0	0
63+64+65	Pokojninske pravice	66	0	66	0	0	0	0	20	46	0
7	Izvedeni finančni instrumenti	-83	-12	-69	-21	-47	0	-1	0	0	-2
8	Druge obveznosti	-201	-314	-34	-1	-7	-7	42	-67	5	131
81	Komercialni krediti in predujmi	-304	-321	-67	-1	0	1	15	-80	0	19
89	Drugo	103	7	33	0	-7	-7	27	12	5	112
	Neto finančne transakcije	2.175	1.886	1.308	75	715	39	369	43	68	-1.899
		Gospodarstvo Slovenije/ *Total economy*	Nefinančne družbe/ *Non-financial corporations*	Finančne družbe/ *Financial corporations*	Centralna banka/ *Central Bank*	Druge denarne finančne institucije/ *Other monetary financial institutions*	Investicijski skladi razen MMF/ *Non-MMF investment funds*	Drugi finančni posredniki razen skladov/ *Other financial intermediaries except funds*	Zavarovalne družbe/ *Insurance corporations*	Pokojninski skladi/ *Pension funds*	Država/ *General government*
		S1	S11	S12	S121	S122+S123	S124	S125+S126 +S127	S128	S129	S13

Consolidated financial accounts - transactions 2014 A.2.14.

EUR millions

A.2.14.

Institutional sectors											
S1311	S1313	S1314	S14	S15	S2	S21	S2111	S2112	S22	Financial Instruments	Code
3.001	-15	16	787	6	3.313	2.363	440	1.923	949	**Financial Assets**	F
0	0	0	0	0	0	0	0	0	0	Monetary gold and SDRs	1
2.104	-31	108	869	16	-805	-861	-783	-78	56	Currency and deposits	2
0	0	0	94	0	368	368	368	0	0	Currency	21
2.356	14	18	925	26	-1.037	-1.064	-1.005	-59	27	Transferable deposits	22
-252	-45	90	-149	-10	-136	-166	-147	-19	30	Other deposits	29
-8	0	-46	-91	-8	4.430	3.267	1.883	1.384	1.162	Debt securities	3
-7	0	0	-10	0	128	132	147	-15	-4	Short-term	31
-1	0	-46	-81	-8	4.302	3.136	1.736	1.399	1.166	Long-term	32
865	0	-2	-4	5	-1.142	-925	-1.207	282	-217	Loans	4
176	0	0	6	2	350	302	149	153	48	Short-term	41
689	0	-2	-10	3	-1.492	-1.227	-1.356	129	-265	Long-term	42
-18	0	-14	30	2	978	986	571	415	-8	Equity	5
-61	0	-19	-98	0	876	889	529	360	-14	Listed shares	511
-44	0	0	20	1	165	174	171	3	-9	Unlisted shares	512
75	1	0	27	0	-51	-73	-123	50	22	Other equity	519
12	0	4	82	1	-11	-4	-6	2	-7	Investment fund shares/units	52
1	1	0	138	1	-54	-68	8	-76	14	Insurance and pension schemes	6
1	1	0	23	1	-53	-68	8	-76	15	Non-life technical reserves	61
0	0	0	48	0	0	0	0	0	0	Life insurance	62
0	0	0	66	0	-1	0	0	0	0	Pension entitlements	63+64+65
-1	0	0	0	0	-39	-40	-38	-2	1	Financial derivatives	7
57	15	-30	-154	-10	-56	4	6	-2	-60	Other accounts receivable	8
-7	13	1	-15	0	-309	-138	-19	-119	-171	Trade credits and advances	81
63	2	-31	-139	-10	253	142	25	117	111	Other	89
4.912	42	-53	-83	-4	5.487	5.370	5.206	164	117	**Liabilities**	
0	0	0	0	0	12	0	0	0	12	Monetary gold and SDRs	1
4	0	0	0	0	4.821	4.872	4.826	45	-51	Currency and deposits	2
0	0	0	0	0	7	1	0	1	7	Currency	21
0	0	0	0	0	3.149	3.179	3.209	-30	-30	Transferable deposits	22
4	0	0	0	0	1.664	1.692	1.618	74	-28	Other deposits	29
4.377	0	0	0	0	488	98	-24	122	391	Debt securities	3
309	0	0	0	0	65	50	24	26	15	Short-term	31
4.068	0	0	0	0	424	48	-48	96	375	Long-term	32
338	55	0	-97	-7	-65	105	69	36	-170	Loans	4
135	1	0	-33	-1	134	122	49	72	13	Short-term	41
203	54	0	-64	-5	-199	-17	20	-37	-182	Long-term	42
0	0	0	0	0	194	271	251	21	-77	Equity	5
0	0	0	0	0	74	53	40	13	22	Listed shares	511
0	0	0	0	0	-30	-7	-5	-2	-23	Unlisted shares	512
0	0	0	0	0	48	109	100	8	-61	Other equity	519
0	0	0	0	0	102	117	115	2	-15	Investment fund shares/units	52
0	0	0	0	0	8	8	6	2	-1	Insurance and pension schemes	6
0	0	0	0	0	1	1	0	2	-1	Non-life technical reserves	61
0	0	0	0	0	7	7	6	1	0	Life insurance	62
0	0	0	0	0	0	0	0	0	0	Pension entitlements	63+64+65
-2	0	0	0	0	-35	-35	-36	1	0	Financial derivatives	7
196	-14	-53	14	3	64	51	114	-63	13	Other accounts payable	8
2	28	-11	65	1	27	10	81	-71	17	Trade credits and advances	81
194	-41	-42	-51	1	37	41	33	7	-4	Other	89
-1.912	-57	69	870	10	-2.175	-3.007	-4.766	1.759	832	**Net financial transactions**	
Centralna država/ *Central government*	Lokalna država/ *Local government*	Skladi socialne varnosti/ *Social security funds*	Gospodinjstva/ *Households*	Nepr.instit., ki opravljajo storitve za gospod./ *Non-profit institutions serving households*	Tujina/ *Rest of the world*	Evropska unija/ *European Union*	Evroobmočje/ *Euro area*	Ostala EU/ *Other EU*	Ostali svet/ Others		
S1311	S1313	S1314	S14	S15	S2	S21	S2111	S2112	S22		

A.2.15. Konsolidirani finančni računi - vrednostne spremembe 2014

v mio EUR

A.2.15.

Oznaka	Finančni instrumenti	Institucionalni sektorji									
		S1	S11	S12	S121	S122+S123	S124	S125+S126 +S127	S128	S129	S13
F	**Finančna sredstva**	3.879	-294	684	131	-1.100	287	1.120	489	159	2.544
1	Denarno zlato in PPČ	27	0	27	27	0	0	0	0	0	0
2	Gotovina in vloge	84	-7	77	35	37	-3	61	12	-7	16
21	Gotovina	-8	-9	1	0	1	0	0	0	0	0
22	Prenosljive vloge	95	-22	132	120	11	3	31	-10	0	9
29	Druge vloge	-3	25	-56	-85	25	-6	30	22	-8	7
3	Dolžniški vrednostni papirji	834	8	803	70	271	15	2	353	136	6
31	Kratkoročni	30	4	26	-1	33	0	0	-5	0	0
32	Dolgoročni	804	3	777	71	238	15	2	358	136	6
4	Posojila	-16	115	-1.368	2	-1.446	6	2	19	-1	1.247
41	Kratkoročna	104	30	-461	0	-673	0	85	19	0	555
42	Dolgoročna	-121	85	-907	2	-773	6	-83	0	-1	692
5	Lastniški kapital	2.514	-370	1.095	0	15	262	1.016	112	35	1.254
511	Delnice, ki kotirajo	1.203	0	550	0	97	225	189	56	17	501
512	Delnice, ki ne kotirajo	583	-246	134	-21	-38	19	412	-45	-3	499
519	Drug lastniški kapital	463	-125	337	21	-48	5	374	-2	0	228
52	Delnice/enote investicijskih skladov	266	2	73	0	4	13	40	103	21	26
6	Zavarovanja in pokojninske sheme	410	-4	1	0	0	1	-1	1	0	8
61	Rezervacije iz neživljenjskih zavarovanj	-2	-4	1	0	0	1	-1	1	0	8
62	Življenjska zavarovanja	210	0	0	0	0	0	0	0	0	0
63+64+65	Pokojninske pravice	201	0	0	0	0	0	0	0	0	0
7	Izvedeni finančni instrumenti	76	30	45	-2	50	0	0	-3	0	0
8	Druge terjatve	-50	-66	4	0	-27	6	41	-4	-4	13
81	Komercialni krediti in predujmi	-20	-38	7	0	-4	1	9	2	0	-1
89	Drugo	-30	-28	-3	0	-23	6	31	-7	-4	14
F	**Obveznosti**	6.558	1.747	1.994	175	534	279	713	544	153	2.815
1	Denarno zlato in PPČ	16	0	16	16	0	0	0	0	0	0
2	Gotovina in vloge	16	0	16	9	65	0	0	0	0	0
21	Gotovina	-9	0	-9	-9	0	0	0	0	0	0
22	Prenosljive vloge	-38	0	-37	7	-21	0	0	0	0	0
29	Druge vloge	62	0	62	11	85	0	0	0	0	0
3	Dolžniški vrednostni papirji	2.798	-14	15	0	-24	0	86	-4	0	2.798
331	Kratkoročni	-1	1	4	0	0	0	4	0	0	-5
332	Dolgoročni	2.799	-15	11	0	-24	0	82	-4	0	2.803
4	Posojila	188	265	-23	0	11	8	-90	0	0	2
41	Kratkoročna	96	-108	218	0	0	5	106	0	0	-1
42	Dolgoročna	91	373	-241	0	11	2	-196	0	0	3
5	Lastniški kapital	2.915	1.462	1.454	122	429	270	678	296	3	-2
511	Delnice, ki kotirajo	1.004	769	235	0	0	0	50	218	0	0
512	Delnice, ki ne kotirajo	527	64	464	0	429	0	137	86	2	-1
519	Drug lastniški kapital	1.238	629	610	122	0	17	491	-8	1	-1
52	Delnice/enote investicijskih skladov	146	0	146	0	0	254	0	0	0	0
6	Zavarovanja in pokojninske sheme	404	0	404	0	0	0	0	253	151	0
61	Rezervacije iz neživljenjskih zavarovanj	-6	0	-6	0	0	0	0	-6	0	0
62	Življenjska zavarovanja	209	0	209	0	0	0	0	209	0	0
63+64+65	Pokojninske pravice	201	0	201	0	0	0	0	50	151	0
7	Izvedeni finančni instrumenti	112	15	94	27	66	0	1	0	0	4
8	Druge obveznosti	109	19	18	0	-13	1	39	-1	-1	13
81	Komercialni krediti in predujmi	137	70	11	0	0	0	12	0	0	8
89	Drugo	-28	-51	6	0	-13	1	26	-1	-1	5
	Neto vrednostne spremembe	-2.680	-2.040	-1.310	-43	-1.634	9	408	-55	6	-271
		Gospodarstvo Slovenije/ *Total economy*	Nefinančne družbe/ *Non-financial corporations*	Finančne družbe/ *Financial corporations*	Centralna banka/ *Central Bank*	Druge denarne finančne institucije/ *Other monetary financial institutions*	Investicijski skladi razen MMF/ *Non-MMF investment funds*	Drugi finančni posredniki razen skladov/ *Other financial intermediaries except funds*	Zavarovalne družbe/ *Insurance corporations*	Pokojninski skladi/ *Pension funds*	Država/ *General government*
		S1	S11	S12	S121	S122+S123	S124	S125+S126 +S127	S128	S129	S13

Consolidated financial accounts - revaluation changes 2014 A.2.15.

EUR millions

A.2.15.

Institutional sectors											
S1311	S1313	S1314	S14	S15	S2	S21	S2111	S2112	S22	Financial Instruments	Code
2.372	22	166	941	4	3.017	2.295	1.706	589	723	**Financial Assets**	F
0	0	0	0	0	16	0	0	0	16	Monetary gold and SDRs	1
14	1	1	2	-4	9	8	7	2	1	Currency and deposits	2
0	0	0	0	0	0	0	0	0	0	Currency	21
7	-1	3	-14	-9	0	-1	-2	1	1	Transferable deposits	22
7	2	-2	16	5	10	9	9	1	0	Other deposits	29
4	0	18	18	0	2.257	1.616	1.158	459	641	Debt securities	3
0	0	0	0	0	-2	-2	-2	0	0	Short-term	31
4	0	18	18	0	2.258	1.618	1.159	459	641	Long-term	32
1.247	0	0	-8	-1	121	107	94	14	14	Loans	4
555	0	0	-19	0	-6	-13	-16	3	7	Short-term	41
693	0	0	11	-1	128	121	109	11	7	Long-term	42
1.084	23	145	526	10	469	430	352	78	40	Equity	5
396	6	98	151	1	-94	-124	-123	-1	30	Listed shares	511
471	-1	28	194	1	-78	-60	-74	13	-17	Unlisted shares	512
210	17	0	17	7	636	611	546	65	26	Other equity	519
7	0	19	163	1	4	3	3	0	1	Investment fund shares/units	52
8	0	0	405	0	-3	-3	-5	1	0	Insurance and pension schemes	6
8	0	0	-7	0	-3	-3	-5	1	0	Non-life technical reserves	61
0	0	0	210	0	0	0	0	0	0	Life insurance	62
0	0	0	201	0	0	0	0	0	0	Pension entitlements	63+64+65
0	0	0	0	0	64	68	51	18	-4	Financial derivatives	7
14	-2	2	0	-1	84	69	50	19	15	Other accounts receivable	8
1	-1	0	11	0	67	46	34	11	21	Trade credits and advances	81
13	0	2	-12	-1	17	23	16	7	-6	Other	89
2.831	0	-1	4	-1	337	423	334	89	-85	**Liabilities**	
0	0	0	0	0	27	12	0	12	15	Monetary gold and SDRs	1
0	0	0	0	0	78	67	39	28	11	Currency and deposits	2
0	0	0	0	0	1	0	0	0	1	Currency	21
0	0	0	0	0	133	14	4	11	118	Transferable deposits	22
0	0	0	0	0	-56	52	35	17	-108	Other deposits	29
2.815	0	0	0	0	293	265	173	93	27	Debt securities	3
-5	0	0	0	0	29	31	31	0	-2	Short-term	31
2.820	0	0	0	0	263	234	141	92	29	Long-term	32
2	0	0	-55	-1	-83	-33	-24	-9	-50	Loans	4
-1	0	0	-13	0	2	-31	-14	-17	33	Short-term	41
4	-1	0	-42	-1	-85	-2	-10	8	-82	Long-term	42
-4	1	-1	0	0	69	67	106	-39	2	Equity	5
0	0	0	0	0	106	-1	-13	12	107	Listed shares	511
-1	0	-1	0	0	-22	1	4	-3	-23	Unlisted shares	512
-3	1	0	0	0	-138	-19	24	-42	-120	Other equity	519
0	0	0	0	0	124	86	91	-6	38	Investment fund shares/units	52
0	0	0	0	0	2	2	2	0	0	Insurance and pension schemes	6
0	0	0	0	0	1	1	1	0	0	Non-life technical reserves	61
0	0	0	0	0	1	1	1	0	0	Life insurance	62
0	0	0	0	0	0	0	0	0	0	Pension entitlements	63+64+65
4	0	0	0	0	27	32	34	-2	-4	Financial derivatives	7
15	-1	0	59	1	-75	11	4	7	-86	Other accounts payable	8
8	0	0	47	2	-90	-2	1	-3	-88	Trade credits and advances	81
7	0	0	12	-1	15	13	3	10	2	Other	89
-460	22	167	937	4	2.680	1.872	1.372	500	808	**Net revaluation changes**	
Centralna država/ *Central government*	Lokalna država/ *Local government*	Skladi socialne varnosti/ *Social security funds*	Gospodinjstva/ *Households*	Nepr.instit., ki opravljajo storitve za gospod./ *Non-profit institutions serving households*	Tujina/ *Rest of the world*	Evropska unija/ *European Union*	Evroobmočje/ *Euro area*	Ostala EU/ *Other EU*	Ostali svet/ Others		
S1311	S1313	S1314	S14	S15	S2	S21	S2111	S2112	S22		

A.2.16. Konsolidirani finančni računi - stanja 2014 (konec leta)

v mio EUR

A.2.16.

Oznaka	Finančni instrumenti	Institucionalni sektorji									
		S1	S11	S12	S121	S122+S123	S124	S125+S126 +S127	S128	S129	S13
F	**Finančna sredstva**	146.943	18.669	60.634	10.897	40.054	2.182	5.481	6.562	2.417	29.216
1	Denarno zlato in PPČ	348	0	348	348	0	0	0	0	0	0
2	Gotovina in vloge	38.547	5.053	8.450	5.371	4.724	123	412	327	454	6.197
21	Gotovina	2.597	87	29	0	321	0	2	0	0	1
22	Prenosljive vloge	17.158	2.848	3.987	2.517	2.963	80	191	37	11	2.951
29	Druge vloge	18.792	2.118	4.435	2.853	1.440	43	219	290	443	3.245
3	Dolžniški vrednostni papirji	18.738	87	18.227	3.952	8.908	261	19	4.088	1.340	172
31	Kratkoročni	952	12	938	63	717	5	4	44	105	0
32	Dolgoročni	17.787	75	17.290	3.889	8.191	256	15	4.044	1.234	171
4	Posojila	37.511	2.420	27.471	1.120	25.271	8	3.187	111	37	6.929
41	Kratkoročna	8.134	1.304	4.559	0	4.514	1	408	38	0	2.007
42	Dolgoročna	29.377	1.116	22.912	1.120	20.757	7	2.779	73	37	4.921
5	Lastniški kapital	31.553	3.142	5.167	103	778	1.782	1.486	1.763	578	13.321
511	Delnice, ki kotirajo	6.189	185	2.324	0	278	1.593	193	305	90	2.180
512	Delnice, ki ne kotirajo	9.115	416	981	0	278	34	726	212	8	6.480
519	Drug lastniški kapital	13.429	2.433	756	103	211	10	509	58	1	4.456
52	Delnice/enote investicijskih skladov	2.819	108	1.107	0	11	144	58	1.189	479	206
6	Zavarovanja in pokojninske sheme	6.908	408	31	0	37	2	0	31	0	12
61	Rezervacije iz neživljenjskih zavarovanj	1.162	408	31	0	37	2	0	31	0	12
62	Življenjska zavarovanja	2.891	0	0	0	0	0	0	0	0	0
63+64+65	Pokojninske pravice	2.854	0	0	0	0	0	0	0	0	0
7	Izvedeni finančni instrumenti	138	12	118	0	112	0	8	0	0	0
8	Druge terjatve	13.201	7.547	821	3	223	7	369	243	8	2.585
81	Komercialni krediti in predujmi	7.954	6.683	370	1	8	1	170	192	5	447
89	Drugo	5.247	864	451	2	215	6	199	51	3	2.138
F	**Obveznosti**	165.178	60.339	56.291	10.359	36.289	2.138	5.759	6.368	2.336	36.330
1	Denarno zlato in PPČ	257	0	257	257	0	0	0	0	0	0
2	Gotovina in vloge	30.995	0	30.898	9.111	24.747	0	0	0	0	96
21	Gotovina	4.376	0	4.376	4.670	0	0	0	0	0	0
22	Prenosljive vloge	13.310	0	13.310	4.292	10.831	0	0	0	0	0
29	Druge vloge	13.308	0	13.212	149	13.916	0	0	0	0	96
3	Dolžniški vrednostni papirji	31.684	992	1.061	0	1.285	0	89	28	0	29.631
331	Kratkoročni	960	58	5	0	0	0	4	0	0	898
332	Dolgoročni	30.724	934	1.057	0	1.285	0	84	28	0	28.733
4	Posojila	47.695	25.720	7.628	0	5.601	2	4.264	24	0	3.722
41	Kratkoročna	7.704	5.814	652	0	0	1	1.052	0	0	184
42	Dolgoročna	39.991	19.906	6.975	0	5.601	0	3.212	24	0	3.538
5	Lastniški kapital	34.545	25.859	8.643	945	4.325	2.131	1.130	1.391	43	43
511	Delnice, ki kotirajo	5.782	5.022	760	0	0	0	119	775	0	0
512	Delnice, ki ne kotirajo	11.621	6.750	4.871	0	4.289	11	279	534	37	1
519	Drug lastniški kapital	15.822	14.087	1.692	945	0	63	732	82	6	43
52	Delnice/enote investicijskih skladov	1.320	0	1.320	0	36	2.057	0	0	0	0
6	Zavarovanja in pokojninske sheme	6.985	0	6.985	0	0	0	0	4.742	2.281	0
61	Rezervacije iz neživljenjskih zavarovanj	1.348	0	1.348	0	0	0	0	1.387	0	0
62	Življenjska zavarovanja	2.782	0	2.782	0	0	0	0	2.782	0	0
63+64+65	Pokojninske pravice	2.855	0	2.855	0	0	0	0	574	2.281	0
7	Izvedeni finančni instrumenti	229	50	174	7	168	0	1	0	0	5
8	Druge obveznosti	12.788	7.719	644	39	162	6	275	182	12	2.832
81	Komercialni krediti in predujmi	7.314	4.952	283	1	30	1	142	116	0	1.066
89	Drugo	5.473	2.767	361	37	132	5	133	67	12	1.766
	Neto finančna sredstva	-18.234	-41.671	4.344	539	3.765	43	-278	195	80	-7.114
		Gospodarstvo Slovenije/ *Total economy*	Nefinančne družbe/ *Non-financial corporations*	Finančne družbe/ *Financial corporations*	Centralna banka/ *Central Bank*	Druge denarne finančne institucije/ *Other monetary financial institutions*	Investicijski skladi razen MMF/ *Non-MMF investment funds*	Drugi finančni posredniki razen skladov/ *Other financial intermediaries except funds*	Zavarovalne družbe/ *Insurance corporations*	Pokojninski skladi/ *Pension funds*	Država/ *General government*
		S1	S11	S12	S121	S122+S123	S124	S125+S126 +S127	S128	S129	S13

Consolidated financial accounts - outstanding amounts 2014 (end of year) A.2.16.

EUR millions

A.2.16.

Institutional sectors											
S1311	S1313	S1314	S14	S15	S2	S21	S2111	S2112	S22	Financial Instruments	Code
27.511	1.321	1.692	37.917	508	57.409	46.589	34.073	12.516	10.820	**Financial Assets**	F
0	0	0	0	0	257	0	0	0	257	Monetary gold and SDRs	1
5.729	348	119	18.537	310	3.497	3.174	3.001	173	323	Currency and deposits	2
0	0	0	2.482	0	1.815	1.815	1.815	0	0	Currency	21
2.728	200	23	7.210	162	374	213	97	116	161	Transferable deposits	22
3.001	148	97	8.845	148	1.308	1.146	1.088	57	163	Other deposits	29
144	0	116	237	15	22.493	16.267	11.037	5.229	6.227	Debt securities	3
0	0	0	1	0	232	232	232	0	0	Short-term	31
144	0	116	236	15	22.261	16.035	10.805	5.229	6.226	Long-term	32
7.033	4	0	685	6	15.676	14.432	10.242	4.190	1.244	Loans	4
2.007	0	0	259	4	1.549	1.231	818	413	317	Short-term	41
5.026	4	0	426	2	14.127	13.201	9.424	3.777	926	Long-term	42
12.629	536	1.082	9.822	100	9.979	8.552	6.779	1.773	1.427	Equity	5
1.598	11	571	1.496	5	1.583	1.343	617	725	241	Listed shares	511
7.084	50	272	1.184	54	2.973	2.390	2.142	248	583	Unlisted shares	512
3.873	475	108	5.753	32	5.401	4.804	4.010	794	598	Other equity	519
73	1	131	1.389	9	21	16	10	6	6	Investment fund shares/units	52
11	1	0	6.456	2	218	133	30	104	84	Insurance and pension schemes	6
11	1	0	710	2	216	132	29	103	84	Non-life technical reserves	61
0	0	0	2.891	0	0	0	0	0	0	Life insurance	62
0	0	0	2.854	0	1	1	0	1	0	Pension entitlements	63+64+65
0	0	0	7	0	175	169	125	44	6	Financial derivatives	7
1.964	431	375	2.173	75	5.113	3.862	2.859	1.003	1.251	Other accounts receivable	8
232	192	23	432	22	4.497	3.447	2.635	812	1.050	Trade credits and advances	81
1.732	239	352	1.741	53	616	415	224	191	200	Other	89
35.165	1.355	1.118	12.105	112	39.174	29.698	24.315	5.383	9.476	**Liabilities**	
0	0	0	0	0	348	101	0	101	247	Monetary gold and SDRs	1
96	0	0	0	0	11.050	10.638	10.255	383	412	Currency and deposits	2
0	0	0	0	0	37	8	0	8	28	Currency	21
0	0	0	0	0	4.222	3.951	3.871	80	271	Transferable deposits	22
96	0	0	0	0	6.792	6.678	6.384	295	113	Other deposits	29
29.720	0	0	0	0	9.548	8.148	6.963	1.186	1.399	Debt securities	3
898	0	0	0	0	224	208	181	27	16	Short-term	31
28.822	0	0	0	0	9.324	7.941	6.782	1.159	1.383	Long-term	32
3.036	793	2	10.549	77	5.492	3.522	2.151	1.371	1.970	Loans	4
167	18	0	1.031	23	1.978	1.377	596	781	601	Short-term	41
2.870	775	2	9.518	53	3.514	2.145	1.555	590	1.368	Long-term	42
48	1	919	0	0	6.986	3.559	2.608	951	3.427	Equity	5
0	0	0	0	0	1.991	578	422	156	1.412	Listed shares	511
7	0	919	0	0	467	182	112	70	285	Unlisted shares	512
41	1	0	0	0	3.008	1.596	886	709	1.413	Other equity	519
0	0	0	0	0	1.520	1.203	1.187	16	317	Investment fund shares/units	52
0	0	0	0	0	141	134	115	19	7	Insurance and pension schemes	6
0	0	0	0	0	31	25	17	8	6	Non-life technical reserves	61
0	0	0	0	0	110	109	98	11	1	Life insurance	62
0	0	0	0	0	0	0	0	0	0	Pension entitlements	63+64+65
5	0	0	0	0	83	82	66	16	2	Financial derivatives	7
2.259	561	197	1.557	35	5.526	3.515	2.159	1.356	2.012	Other accounts payable	8
720	306	40	985	28	5.137	3.243	1.966	1.277	1.894	Trade credits and advances	81
1.539	255	157	572	7	390	271	193	78	118	Other	89
-7.654	-34	574	25.811	396	18.235	16.891	9.757	7.134	1.344	**Net financial assets**	
Centralna država/ *Central government*	Lokalna država/ *Local government*	Skladi socialne varnosti/ *Social security funds*	Gospodinjstva/ *Households*	Nepr.insti., ki opravljajo storitve za gospod./ *Non-profit institutions serving households*	Tujina/ *Rest of the world*	Evropska unija/ *European Union*	Evroobmočje/ *Euro area*	Ostala EU/ *Other EU*	Ostali svet/ Others		
S1311	S1313	S1314	S14	S15	S2	S21	S2111	S2112	S22		

S.11 - nefinančne družbe

B.1.1.1. Nekonsolidirani finančni računi - stanja 2013 (konec leta)

v mio EUR

B.1.1.1.

Oznaka	Finančni instrumenti	Institucionalni sektorji									
		S1	S11	S12	S121	S122+S123	S124	S125+S126 +S127	S128	S129	S13
F	**Finančna sredstva**	33.260	24.900	5.561	69	4.489	106	340	546	12	1.576
1	Denarno zlato in PPČ	0	0	0	0	0	0	0	0	0	0
2	Gotovina in vloge	4.291	0	4.255	68	4.186	0	0	0	0	36
21	Gotovina	68	0	68	68	0	0	0	0	0	0
22	Prenosljive vloge	1.991	0	1.991	0	1.991	0	0	0	0	0
29	Druge vloge	2.231	0	2.195	0	2.195	0	0	0	0	36
3	Dolžniški vrednostni papirji	159	77	29	0	27	0	1	1	0	53
31	Kratkoročni	39	32	7	0	6	0	0	0	0	1
32	Dolgoročni	120	45	22	0	21	0	0	1	0	52
4	Posojila	4.538	3.963	105	0	6	0	99	0	0	160
41	Kratkoročna	2.219	1.963	86	0	0	0	86	0	0	8
42	Dolgoročna	2.319	1.999	20	0	6	0	14	0	0	152
5	Lastniški kapital	13.411	12.811	556	0	181	105	123	136	11	44
511	Delnice, ki kotirajo	677	630	48	0	0	0	5	42	0	0
512	Delnice, ki ne kotirajo	3.403	3.011	392	0	178	11	98	94	11	0
519	Drug lastniški kapital	9.239	9.170	25	0	0	6	20	0	0	44
52	Delnice/enote investicijskih skladov	91	0	91	0	3	88	0	0	0	0
6	Zavarovanja in pokojninske sheme	387	0	387	0	0	0	0	387	0	0
61	Rezervacije iz neživljenjskih zavarovanj	387	0	387	0	0	0	0	387	0	0
62	Življenjska zavarovanja	0	0	0	0	0	0	0	0	0	0
63+64+65	Pokojninske pravice	0	0	0	0	0	0	0	0	0	0
7	Izvedeni finančni instrumenti	3	0	2	0	2	0	0	0	0	0
8	Druge terjatve	10.471	8.049	227	1	86	1	116	22	1	1.283
81	Komercialni krediti in predujmi	7.615	6.028	128	1	24	0	90	13	0	725
89	Drugo	2.857	2.021	99	0	62	1	26	9	1	558
F	**Obveznosti**	66.231	24.900	18.628	0	14.935	192	2.818	501	181	12.966
1	Denarno zlato in PPČ	0	0	0	0	0	0	0	0	0	0
2	Gotovina in vloge	0	0	0	0	0	0	0	0	0	0
21	Gotovina	0	0	0	0	0	0	0	0	0	0
22	Prenosljive vloge	0	0	0	0	0	0	0	0	0	0
29	Druge vloge	0	0	0	0	0	0	0	0	0	0
3	Dolžniški vrednostni papirji	577	77	439	0	182	20	4	118	115	30
331	Kratkoročni	108	32	67	0	16	6	2	6	38	5
332	Dolgoročni	469	45	372	0	166	14	2	112	77	25
4	Posojila	24.267	3.963	16.399	0	14.226	1	2.121	33	17	3.250
41	Kratkoročna	7.721	1.963	4.358	0	4.128	1	209	20	0	1.149
42	Dolgoročna	16.546	1.999	12.041	0	10.098	0	1.912	14	17	2.102
5	Lastniški kapital	29.816	12.811	1.401	0	402	172	491	292	44	7.846
511	Delnice, ki kotirajo	3.840	630	609	0	229	158	73	115	34	1.412
512	Delnice, ki ne kotirajo	8.124	3.011	643	0	129	13	336	154	10	3.512
519	Drug lastniški kapital	17.852	9.170	150	0	44	1	81	23	0	2.923
52	Delnice/enote investicijskih skladov	0	0	0	0	0	0	0	0	0	0
6	Zavarovanja in pokojninske sheme	0	0	0	0	0	0	0	0	0	0
61	Rezervacije iz neživljenjskih zavarovanj	0	0	0	0	0	0	0	0	0	0
62	Življenjska zavarovanja	0	0	0	0	0	0	0	0	0	0
63+64+65	Pokojninske pravice	0	0	0	0	0	0	0	0	0	0
7	Izvedeni finančni instrumenti	44	0	43	0	43	0	0	0	0	0
8	Druge obveznosti	11.527	8.049	346	0	81	0	202	58	4	1.839
81	Komercialni krediti in predujmi	6.923	6.028	168	0	3	0	118	43	4	343
89	Drugo	4.604	2.021	178	0	78	0	84	15	0	1.496
	Neto finančna sredstva	-32.971	0	-13.067	69	-10.446	-87	-2.478	44	-169	-11.390
		Gospodarstvo Slovenije/ *Total economy*	Nefinančne družbe/ *Non-financial corporations*	Finančne družbe/ *Financial corporations*	Centralna banka/ *Central Bank*	Druge denarne finančne institucije/ *Other monetary financial institutions*	Investicijski skladi razen MMF/ *Non-MMF investment funds*	Drugi finančni posredniki razen skladov/ *Other financial intermediaries except funds*	Zavarovalne družbe/ *Insurance corporations*	Pokojninski skladi/ *Pension funds*	Država/ *General government*
		S1	S11	S12	S121	S122+S123	S124	S125+S126 +S127	S128	S129	S13

S.11 - Non-financial corporations

Non-consolidated financial accounts - outstanding amounts 2013 (end of year) B.1.1.1.

EUR millions

Institutional sectors											
S1311	S1313	S1314	S14	S15	S2	S21	S2111	S2112	S22	Financial Instruments	Code
1.041	467	69	1.181	42	10.127	5.644	3.280	2.364	4.483	**Financial Assets**	F
0	0	0	0	0	0	0	0	0	0	Monetary gold and SDRs	1
36	0	0	0	0	297	258	209	49	40	Currency and deposits	2
0	0	0	0	0	5	0	0	0	5	Currency	21
0	0	0	0	0	288	253	205	49	35	Transferable deposits	22
36	0	0	0	0	4	4	4	0	0	Other deposits	29
53	0	0	0	0	35	26	24	2	9	Debt securities	3
1	0	0	0	0	4	3	2	1	2	Short-term	31
52	0	0	0	0	30	23	22	1	7	Long-term	32
144	17	0	293	18	1.613	954	644	310	659	Loans	4
7	1	0	146	16	899	703	511	193	196	Short-term	41
137	16	0	147	1	714	250	133	117	463	Long-term	42
44	0	0	0	0	3.028	1.232	528	703	1.796	Equity	5
0	0	0	0	0	141	18	15	3	123	Listed shares	511
0	0	0	0	0	303	180	106	73	124	Unlisted shares	512
44	0	0	0	0	2.567	1.028	402	626	1.539	Other equity	519
0	0	0	0	0	16	6	6	1	10	Investment fund shares/units	52
0	0	0	0	0	0	0	0	0	0	Insurance and pension schemes	6
0	0	0	0	0	0	0	0	0	0	Non-life technical reserves	61
0	0	0	0	0	0	0	0	0	0	Life insurance	62
0	0	0	0	0	0	0	0	0	0	Pension entitlements	63+64+65
0	0	0	0	0	1	1	1	0	0	Financial derivatives	7
764	450	69	888	25	5.154	3.174	1.875	1.300	1.979	Other accounts receivable	8
448	256	21	713	21	5.017	3.110	1.836	1.273	1.907	Trade credits and advances	81
316	194	48	176	3	137	65	38	27	72	Other	89
11.407	748	812	9.642	95	18.673	15.088	10.616	4.471	3.585	**Liabilities**	
0	0	0	0	0	0	0	0	0	0	Monetary gold and SDRs	1
0	0	0	0	0	0	0	0	0	0	Currency and deposits	2
0	0	0	0	0	0	0	0	0	0	Currency	21
0	0	0	0	0	0	0	0	0	0	Transferable deposits	22
0	0	0	0	0	0	0	0	0	0	Other deposits	29
25	0	5	31	0	241	212	144	68	29	Debt securities	3
5	0	0	4	0	4	4	4	0	0	Short-term	31
20	0	5	27	0	237	208	140	68	29	Long-term	32
3.247	3	0	654	2	7.029	6.057	3.712	2.345	973	Loans	4
1.149	0	0	250	2	993	731	616	116	261	Short-term	41
2.099	3	0	404	0	6.036	5.325	3.096	2.229	711	Long-term	42
6.842	507	496	7.696	62	6.862	5.508	4.331	1.177	1.355	Equity	5
1.074	5	333	1.186	3	689	474	164	310	215	Listed shares	511
3.410	46	56	924	34	1.572	963	737	227	609	Unlisted shares	512
2.358	457	108	5.585	25	4.601	4.070	3.431	640	530	Other equity	519
0	0	0	0	0	0	0	0	0	0	Investment fund shares/units	52
0	0	0	0	0	0	0	0	0	0	Insurance and pension schemes	6
0	0	0	0	0	0	0	0	0	0	Non-life technical reserves	61
0	0	0	0	0	0	0	0	0	0	Life insurance	62
0	0	0	0	0	0	0	0	0	0	Pension entitlements	63+64+65
0	0	0	0	0	4	4	4	0	0	Financial derivatives	7
1.291	238	310	1.262	31	4.537	3.307	2.425	882	1.229	Other accounts payable	8
190	151	2	371	13	4.308	3.162	2.334	828	1.146	Trade credits and advances	81
1.102	87	308	890	18	229	146	92	54	83	Other	89
-10.366	-281	-743	-8.461	-53	-8.546	-9.443	-7.336	-2.107	897	**Net financial assets**	
Centralna država/ *Central government*	Lokalna država/ *Local government*	Skladi socialne varnosti/ *Social security funds*	Gospodinjstva/ *Households*	Nepr.instit., ki opravljajo storitve za gospod./ *Non-profit institutions serving households*	Tujina/ *Rest of the world*	Evropska unija/ *European Union*	Evroobmočje/ *Euro area*	Ostala EU/ *Other EU*	Ostali svet/ Others		
S1311	S1313	S1314	S14	S15	S2	S21	S2111	S2112	S22		

B.1.1.1.

S.11 - nefinančne družbe

B.1.1.2. Nekonsolidirani finančni računi - transakcije 2014

v mio EUR

B.1.1.2.

Oznaka	Finančni instrumenti	Institucionalni sektorji									
		S1	S11	S12	S121	S122+S123	S124	S125+S126 +S127	S128	S129	S13
F	**Finančna sredstva**	-438	-893	515	20	470	0	10	16	0	-127
1	Denarno zlato in PPČ	0	0	0	0	0	0	0	0	0	0
2	Gotovina in vloge	526	0	527	20	507	0	0	0	0	-1
21	Gotovina	20	0	20	20	0	0	0	0	0	0
22	Prenosljive vloge	646	0	646	0	646	0	0	0	0	0
29	Druge vloge	-140	0	-139	0	-139	0	0	0	0	-1
3	Dolžniški vrednostni papirji	-2	23	-15	0	-17	0	1	1	0	-10
31	Kratkoročni	-7	0	-7	0	-6	0	0	0	0	-1
32	Dolgoročni	6	23	-8	0	-11	0	2	1	0	-9
4	Posojila	-78	-42	-13	0	-3	0	-11	0	0	-26
41	Kratkoročna	-125	-92	-25	0	0	0	-25	0	0	-2
42	Dolgoročna	48	51	11	0	-3	0	14	0	0	-24
5	Lastniški kapital	-320	-322	2	0	4	0	8	-11	0	0
511	Delnice, ki kotirajo	-338	-327	-11	0	0	0	0	-11	0	0
512	Delnice, ki ne kotirajo	34	26	8	0	1	0	8	0	0	0
519	Drug lastniški kapital	-18	-22	3	0	0	2	1	0	0	0
52	Delnice/enote investicijskih skladov	2	0	2	0	4	-2	0	0	0	0
6	Zavarovanja in pokojninske sheme	24	0	24	0	0	0	0	24	0	0
61	Rezervacije iz neživljenjskih zavarovanj	24	0	24	0	0	0	0	24	0	0
62	Življenjska zavarovanja	0	0	0	0	0	0	0	0	0	0
63+64+65	Pokojninske pravice	0	0	0	0	0	0	0	0	0	0
7	Izvedeni finančni instrumenti	-21	0	-21	0	-21	0	0	0	0	0
8	Druge terjatve	-567	-552	11	1	0	0	10	1	0	-90
81	Komercialni krediti in predujmi	-308	-364	9	1	-6	1	13	2	0	-24
89	Drugo	-259	-188	2	0	6	-1	-3	0	0	-66
F	**Obveznosti**	-3.077	-893	-2.200	0	-1.812	-8	-346	-79	44	119
1	Denarno zlato in PPČ	0	0	0	0	0	0	0	0	0	0
2	Gotovina in vloge	0	0	0	0	0	0	0	0	0	0
21	Gotovina	0	0	0	0	0	0	0	0	0	0
22	Prenosljive vloge	0	0	0	0	0	0	0	0	0	0
29	Druge vloge	0	0	0	0	0	0	0	0	0	0
3	Dolžniški vrednostni papirji	48	23	34	0	6	3	1	1	23	-6
331	Kratkoročni	-23	0	-16	0	-5	-3	1	1	-10	-5
332	Dolgoročni	71	23	50	0	11	6	0	-1	34	-2
4	Posojila	-1.664	-42	-1.933	0	-1.681	1	-245	-8	0	315
41	Kratkoročna	-1.124	-92	-1.183	0	-1.189	0	10	-4	0	154
42	Dolgoročna	-540	51	-750	0	-493	1	-254	-5	0	161
5	Lastniški kapital	-860	-322	-278	0	-141	-13	-87	-55	19	-201
511	Delnice, ki kotirajo	-838	-327	-345	0	-230	-13	-79	-43	19	-73
512	Delnice, ki ne kotirajo	-108	26	-20	0	19	-2	-36	-1	0	-125
519	Drug lastniški kapital	86	-22	87	0	69	2	28	-11	0	-2
52	Delnice/enote investicijskih skladov	0	0	0	0	0	0	0	0	0	0
6	Zavarovanja in pokojninske sheme	0	0	0	0	0	0	0	0	0	0
61	Rezervacije iz neživljenjskih zavarovanj	0	0	0	0	0	0	0	0	0	0
62	Življenjska zavarovanja	0	0	0	0	0	0	0	0	0	0
63+64+65	Pokojninske pravice	0	0	0	0	0	0	0	0	0	0
7	Izvedeni finančni instrumenti	-21	0	-21	0	-21	0	0	0	0	0
8	Druge obveznosti	-580	-552	-3	0	26	1	-15	-16	1	11
81	Komercialni krediti in predujmi	-419	-364	-13	0	0	0	-12	-2	1	-16
89	Drugo	-162	-188	10	0	26	1	-3	-14	0	26
	Neto finančne transakcije	2.640	0	2.715	20	2.282	8	355	95	-45	-246
		Gospodarstvo Slovenije/ *Total economy*	Nefinančne družbe/ *Non-financial corporations*	Finančne družbe/ *Financial corporations*	Centralna banka/ *Central Bank*	Druge denarne finančne institucije/ *Other monetary financial institutions*	Investicijski skladi razen MMF/ *Non-MMF investment funds*	Drugi finančni posredniki razen skladov/ *Other financial intermediaries except funds*	Zavarovalne družbe/ *Insurance corporations*	Pokojninski skladi/ *Pension funds*	Država/ *General government*
		S1	S11	S12	S121	S122+S123	S124	S125+S126 +S127	S128	S129	S13

S.11 - Non-financial corporations

Non-consolidated financial accounts - transactions 2014 B.1.1.2.

EUR millions

Institutional sectors											
S1311	S1313	S1314	S14	S15	S2	S21	S2111	S2112	S22	Financial Instruments	Code
-137	26	-16	61	6	20	125	69	56	-105	**Financial Assets**	F
0	0	0	0	0	0	0	0	0	0	Monetary gold and SDRs	1
-1	0	0	0	0	-54	-72	-38	-35	18	Currency and deposits	2
0	0	0	0	0	3	0	0	0	3	Currency	21
0	0	0	0	0	-55	-71	-36	-35	15	Transferable deposits	22
-1	0	0	0	0	-2	-2	-2	0	0	Other deposits	29
-10	0	0	0	0	-13	-12	-12	0	-1	Debt securities	3
-1	0	0	0	0	3	4	3	1	-1	Short-term	31
-9	0	0	0	0	-16	-16	-15	-1	0	Long-term	32
-25	-2	0	1	3	153	162	33	129	-9	Loans	4
-2	0	0	-7	1	152	166	47	119	-14	Short-term	41
-22	-2	0	8	2	1	-4	-13	9	5	Long-term	42
0	0	0	0	0	-117	9	12	-3	-126	Equity	5
0	0	0	0	0	8	-1	1	-2	9	Listed shares	511
0	0	0	0	0	-41	-11	-11	0	-30	Unlisted shares	512
0	0	0	0	0	-81	21	23	-2	-102	Other equity	519
0	0	0	0	0	-3	1	0	1	-4	Investment fund shares/units	52
0	0	0	0	0	0	0	0	0	0	Insurance and pension schemes	6
0	0	0	0	0	0	0	0	0	0	Non-life technical reserves	61
0	0	0	0	0	0	0	0	0	0	Life insurance	62
0	0	0	0	0	0	0	0	0	0	Pension entitlements	63+64+65
0	0	0	0	0	0	0	0	0	0	Financial derivatives	7
-101	27	-16	60	3	52	39	73	-34	13	Other accounts receivable	8
-50	28	-2	69	2	62	45	86	-42	17	Trade credits and advances	81
-51	-1	-14	-8	2	-10	-6	-13	7	-4	Other	89
135	10	-26	-101	-2	773	1.021	785	236	-248	**Liabilities**	
0	0	0	0	0	0	0	0	0	0	Monetary gold and SDRs	1
0	0	0	0	0	0	0	0	0	0	Currency and deposits	2
0	0	0	0	0	0	0	0	0	0	Currency	21
0	0	0	0	0	0	0	0	0	0	Transferable deposits	22
0	0	0	0	0	0	0	0	0	0	Other deposits	29
-7	0	0	-3	0	241	215	145	70	26	Debt securities	3
-5	0	0	-2	0	1	0	0	0	0	Short-term	31
-2	0	0	-1	0	240	214	145	70	25	Long-term	32
316	-1	0	-9	4	-256	-149	13	-162	-108	Loans	4
154	0	0	-5	2	203	161	175	-14	42	Short-term	41
162	-1	0	-4	2	-459	-309	-162	-148	-150	Long-term	42
-184	1	-18	-60	0	1.067	1.066	681	385	1	Equity	5
-56	0	-18	-93	0	865	873	538	335	-8	Listed shares	511
-125	0	0	11	0	135	146	142	3	-10	Unlisted shares	512
-2	1	0	22	0	67	47	0	47	20	Other equity	519
0	0	0	0	0	0	0	0	0	0	Investment fund shares/units	52
0	0	0	0	0	0	0	0	0	0	Insurance and pension schemes	6
0	0	0	0	0	0	0	0	0	0	Non-life technical reserves	61
0	0	0	0	0	0	0	0	0	0	Life insurance	62
0	0	0	0	0	0	0	0	0	0	Pension entitlements	63+64+65
0	0	0	0	0	8	7	2	5	1	Financial derivatives	7
9	9	-8	-29	-6	-286	-118	-56	-62	-168	Other accounts payable	8
-30	15	-1	-25	-1	-267	-103	-49	-54	-164	Trade credits and advances	81
39	-5	-7	-4	-5	-20	-15	-7	-8	-5	Other	89
-272	16	10	163	8	-753	-897	-717	-180	143	**Net financial transactions**	
Centralna država/ *Central government*	Lokalna država/ *Local government*	Skladi socialne varnosti/ *Social security funds*	Gospodinjstva/ *Households*	Nepr.instit., ki opravljajo storitve za gospod./ *Non-profit institutions serving households*	Tujina/ *Rest of the world*	Evropska unija/ *European Union*	Evroobmočje/ *Euro area*	Ostala EU/ *Other EU*	Ostali svet/ Others		
S1311	S1313	S1314	S14	S15	S2	S21	S2111	S2112	S22		

B.1.1.2.

S.11 - nefinančne družbe

B.1.1.3. Nekonsolidirani finančni računi - vrednostne spremembe 2014

v mio EUR

B.1.1.3.

Oznaka	Finančni instrumenti	Institucionalni sektorji									
		S1	S11	S12	S121	S122+S123	S124	S125+S126 +S127	S128	S129	S13
F	**Finančna sredstva**	-1.274	-1.324	50	-9	-19	-9	174	-88	2	4
1	Denarno zlato in PPČ	0	0	0	0	0	0	0	0	0	0
2	Gotovina in vloge	-7	0	-8	-9	2	0	0	0	0	0
21	Gotovina	-9	0	-9	-9	0	0	0	0	0	0
22	Prenosljive vloge	-23	0	-23	0	-23	0	0	0	0	0
29	Druge vloge	25	0	25	0	25	0	0	0	0	0
3	Dolžniški vrednostni papirji	4	-3	7	0	1	0	6	0	0	0
31	Kratkoročni	4	0	4	0	0	0	4	0	0	0
32	Dolgoročni	0	-3	2	0	1	0	2	0	0	0
4	Posojila	-228	-298	108	0	0	0	108	0	0	0
41	Kratkoročna	-109	-120	35	0	0	0	35	0	0	1
42	Dolgoročna	-119	-179	73	0	0	0	73	0	0	-1
5	Lastniški kapital	-1.171	-1.102	-68	0	-17	-9	41	-85	2	-1
511	Delnice, ki kotirajo	-40	-74	34	0	0	0	25	9	0	0
512	Delnice, ki ne kotirajo	-931	-805	-126	0	-17	-11	-6	-94	2	0
519	Drug lastniški kapital	-199	-223	25	0	0	2	22	0	0	-1
52	Delnice/enote investicijskih skladov	-1	0	-1	0	0	-1	0	0	0	0
6	Zavarovanja in pokojninske sheme	-4	0	-4	0	0	0	0	-4	0	0
61	Rezervacije iz neživljenjskih zavarovanj	-4	0	-4	0	0	0	0	-4	0	0
62	Življenjska zavarovanja	0	0	0	0	0	0	0	0	0	0
63+64+65	Pokojninske pravice	0	0	0	0	0	0	0	0	0	0
7	Izvedeni finančni instrumenti	30	0	30	0	30	0	0	0	0	0
8	Druge terjatve	102	80	-16	0	-35	0	19	0	0	4
81	Komercialni krediti in predujmi	109	59	14	0	3	0	11	0	0	5
89	Drugo	-7	21	-30	0	-38	0	8	0	0	0
F	**Obveznosti**	-167	-1.324	-454	0	-1.205	91	714	-28	-26	1.609
1	Denarno zlato in PPČ	0	0	0	0	0	0	0	0	0	0
2	Gotovina in vloge	0	0	0	0	0	0	0	0	0	0
21	Gotovina	0	0	0	0	0	0	0	0	0	0
22	Prenosljive vloge	0	0	0	0	0	0	0	0	0	0
29	Druge vloge	0	0	0	0	0	0	0	0	0	0
3	Dolžniški vrednostni papirji	-17	-3	-9	0	-12	-1	4	24	-25	-5
331	Kratkoročni	1	0	1	0	0	0	0	1	0	0
332	Dolgoročni	-17	-3	-10	0	-12	-1	4	23	-24	-5
4	Posojila	-518	-298	-1.224	0	-1.186	4	-37	-5	0	1.032
41	Kratkoročna	-212	-120	-454	0	-482	-1	33	-5	0	383
42	Dolgoročna	-306	-179	-770	0	-704	5	-70	-1	0	649
5	Lastniški kapital	312	-1.102	782	0	6	87	739	-48	-1	582
511	Delnice, ki kotirajo	866	-74	374	0	90	68	170	47	0	395
512	Delnice, ki ne kotirajo	-570	-805	80	0	-48	16	209	-95	-2	90
519	Drug lastniški kapital	16	-223	328	0	-36	3	361	0	0	97
52	Delnice/enote investicijskih skladov	0	0	0	0	0	0	0	0	0	0
6	Zavarovanja in pokojninske sheme	0	0	0	0	0	0	0	0	0	0
61	Rezervacije iz neživljenjskih zavarovanj	0	0	0	0	0	0	0	0	0	0
62	Življenjska zavarovanja	0	0	0	0	0	0	0	0	0	0
63+64+65	Pokojninske pravice	0	0	0	0	0	0	0	0	0	0
7	Izvedeni finančni instrumenti	14	0	15	0	15	0	0	0	0	0
8	Druge obveznosti	41	80	-18	0	-27	0	8	1	0	1
81	Komercialni krediti in predujmi	72	59	-1	0	-1	0	-1	1	0	0
89	Drugo	-31	21	-18	0	-27	0	9	0	0	1
	Neto vrednostne spremembe	-1.107	0	504	-9	1.186	-100	-540	-60	28	-1.605
		Gospodarstvo Slovenije/ *Total economy*	Nefinančne družbe/ *Non-financial corporations*	Finančne družbe/ *Financial corporations*	Centralna banka/ *Central Bank*	Druge denarne finančne institucije/ *Other monetary financial institutions*	Investicijski skladi razen MMF/ *Non-MMF investment funds*	Drugi finančni posredniki razen skladov/ *Other financial intermediaries except funds*	Zavarovalne družbe/ *Insurance corporations*	Pokojninski skladi/ *Pension funds*	Država/ *General government*
		S1	S11	S12	S121	S122+S123	S124	S125+S126 +S127	S128	S129	S13

S.11 - Non-financial corporations

Non-consolidated financial accounts - revaluation changes 2014 B.1.1.3.

EUR millions

Institutional sectors											
S1311	S1313	S1314	S14	S15	S2	S21	S2111	S2112	S22	Financial Instruments	Code
3	1	0	-4	0	-344	-55	-25	-29	-289	**Financial Assets**	F
0	0	0	0	0	0	0	0	0	0	Monetary gold and SDRs	1
0	0	0	0	0	1	4	-5	9	-3	Currency and deposits	2
0	0	0	0	0	0	0	0	0	0	Currency	21
0	0	0	0	0	1	4	-5	9	-3	Transferable deposits	22
0	0	0	0	0	0	0	0	0	0	Other deposits	29
0	0	0	0	0	0	0	0	0	0	Debt securities	3
0	0	0	0	0	0	0	0	0	0	Short-term	31
0	0	0	0	0	0	0	0	0	0	Long-term	32
0	0	0	-37	0	45	36	11	25	9	Loans	4
1	0	0	-24	0	19	0	1	-1	19	Short-term	41
-1	0	0	-13	0	26	35	9	26	-10	Long-term	42
-3	1	0	0	0	-301	-99	-33	-66	-202	Equity	5
0	0	0	0	0	-34	3	-2	5	-37	Listed shares	511
0	0	0	0	0	-121	-79	-48	-31	-42	Unlisted shares	512
-3	1	0	0	0	-149	-25	15	-41	-123	Other equity	519
0	0	0	0	0	2	2	2	1	0	Investment fund shares/units	52
0	0	0	0	0	0	0	0	0	0	Insurance and pension schemes	6
0	0	0	0	0	0	0	0	0	0	Non-life technical reserves	61
0	0	0	0	0	0	0	0	0	0	Life insurance	62
0	0	0	0	0	0	0	0	0	0	Pension entitlements	63+64+65
0	0	0	0	0	0	0	0	0	0	Financial derivatives	7
4	0	0	33	0	-88	5	2	3	-93	Other accounts receivable	8
4	0	0	32	0	-88	1	0	1	-89	Trade credits and advances	81
0	0	0	2	0	0	4	2	2	-4	Other	89
1.530	23	56	-5	6	590	544	480	64	46	**Liabilities**	
0	0	0	0	0	0	0	0	0	0	Monetary gold and SDRs	1
0	0	0	0	0	0	0	0	0	0	Currency and deposits	2
0	0	0	0	0	0	0	0	0	0	Currency	21
0	0	0	0	0	0	0	0	0	0	Transferable deposits	22
0	0	0	0	0	0	0	0	0	0	Other deposits	29
-4	0	-1	1	0	-1	-1	0	-1	0	Debt securities	3
0	0	0	0	0	0	0	0	0	0	Short-term	31
-4	0	-1	1	0	-1	-1	0	-1	0	Long-term	32
1.032	0	0	-28	0	484	466	462	4	18	Loans	4
383	0	0	-22	0	-15	-22	-22	0	7	Short-term	41
648	0	0	-6	0	500	488	484	4	11	Long-term	42
503	23	56	44	6	49	28	-20	48	21	Equity	5
328	6	61	171	0	-171	-183	-148	-35	12	Listed shares	511
95	0	-5	67	-1	-171	-153	-167	14	-18	Unlisted shares	512
80	17	0	-194	7	390	364	294	70	26	Other equity	519
0	0	0	0	0	0	0	0	0	0	Investment fund shares/units	52
0	0	0	0	0	0	0	0	0	0	Insurance and pension schemes	6
0	0	0	0	0	0	0	0	0	0	Non-life technical reserves	61
0	0	0	0	0	0	0	0	0	0	Life insurance	62
0	0	0	0	0	0	0	0	0	0	Pension entitlements	63+64+65
0	0	0	0	0	0	0	0	0	0	Financial derivatives	7
0	0	1	-21	0	57	50	37	13	8	Other accounts payable	8
0	0	0	14	0	56	38	28	10	18	Trade credits and advances	81
0	0	1	-35	0	1	11	9	2	-10	Other	89
-1.528	-22	-56	1	-6	-933	-598	-505	-93	-335	**Net revaluation changes**	
Centralna država/ *Central government*	Lokalna država/ *Local government*	Skladi socialne varnosti/ *Social security funds*	Gospodinjstva/ *Households*	Nepr.instit., ki opravljajo storitve za gospod./ *Non-profit institutions serving households*	Tujina/ *Rest of the world*	Evropska unija/ *European Union*	Evroobmočje/ *Euro area*	Ostala EU/ *Other EU*	Ostali svet/ Others		
S1311	S1313	S1314	S14	S15	S2	S21	S2111	S2112	S22		

B.1.1.3.

S.11 - nefinančne družbe

B.1.1.4. Nekonsolidirani finančni računi - stanja 2014 (konec leta)

v mio EUR

B.1.1.4.

Oznaka	Finančni instrumenti	Institucionalni sektorji									
		S1	S11	S12	S121	S122+S123	S124	S125+S126 +S127	S128	S129	S13
F	**Finančna sredstva**	31.548	22.683	6.125	80	4.939	96	523	473	13	1.453
1	Denarno zlato in PPČ	0	0	0	0	0	0	0	0	0	0
2	Gotovina in vloge	4.809	0	4.774	79	4.695	0	0	0	0	35
21	Gotovina	79	0	79	79	0	0	0	0	0	0
22	Prenosljive vloge	2.614	0	2.614	0	2.614	0	0	0	0	0
29	Druge vloge	2.116	0	2.081	0	2.081	0	0	0	0	35
3	Dolžniški vrednostni papirji	161	97	20	0	11	0	8	2	0	44
31	Kratkoročni	36	32	4	0	0	0	4	0	0	0
32	Dolgoročni	125	65	16	0	11	0	4	2	0	44
4	Posojila	4.232	3.623	200	0	3	0	196	0	0	134
41	Kratkoročna	1.985	1.751	96	0	0	0	96	0	0	7
42	Dolgoročna	2.247	1.871	104	0	3	0	100	0	0	127
5	Lastniški kapital	11.920	11.387	490	0	169	95	173	41	13	43
511	Delnice, ki kotirajo	299	229	70	0	0	0	30	41	0	0
512	Delnice, ki ne kotirajo	2.507	2.232	274	0	161	0	100	0	13	0
519	Drug lastniški kapital	9.022	8.926	53	0	0	10	43	0	0	43
52	Delnice/enote investicijskih skladov	93	0	93	0	7	85	0	0	0	0
6	Zavarovanja in pokojninske sheme	408	0	408	0	0	0	0	408	0	0
61	Rezervacije iz neživljenjskih zavarovanj	408	0	408	0	0	0	0	408	0	0
62	Življenjska zavarovanja	0	0	0	0	0	0	0	0	0	0
63+64+65	Pokojninske pravice	0	0	0	0	0	0	0	0	0	0
7	Izvedeni finančni instrumenti	11,3	0	11,3	0	11,3	0	0	0	0	0
8	Druge terjatve	10.007	7.577	222	1	50	1	146	24	1	1.198
81	Komercialni krediti in predujmi	7.416	5.723	151	1	21	1	113	15	0	706
89	Drugo	2.591	1.854	71	0	30	0	32	8	0	492
F	**Obveznosti**	62.986	22.683	15.973	0	11.918	275	3.186	394	199	14.695
1	Denarno zlato in PPČ	0	0	0	0	0	0	0	0	0	0
2	Gotovina in vloge	0	0	0	0	0	0	0	0	0	0
21	Gotovina	0	0	0	0	0	0	0	0	0	0
22	Prenosljive vloge	0	0	0	0	0	0	0	0	0	0
29	Druge vloge	0	0	0	0	0	0	0	0	0	0
3	Dolžniški vrednostni papirji	608	97	463	0	176	22	9	143	114	19
331	Kratkoročni	85	32	51	0	11	2	3	8	27	0
332	Dolgoročni	523	65	412	0	165	20	6	134	87	19
4	Posojila	22.085	3.623	13.242	0	11.359	6	1.839	20	17	4.598
41	Kratkoročna	6.384	1.751	2.721	0	2.458	0	252	11	0	1.686
42	Dolgoročna	15.700	1.871	10.521	0	8.902	6	1.588	8	17	2.912
5	Lastniški kapital	29.268	11.387	1.906	0	267	246	1.142	189	62	8.227
511	Delnice, ki kotirajo	3.867	229	638	0	89	213	164	119	53	1.733
512	Delnice, ki ne kotirajo	7.446	2.232	703	0	100	27	509	58	8	3.476
519	Drug lastniški kapital	17.955	8.926	565	0	77	6	470	11	1	3.018
52	Delnice/enote investicijskih skladov	0	0	0	0	0	0	0	0	0	0
6	Zavarovanja in pokojninske sheme	0	0	0	0	0	0	0	0	0	0
61	Rezervacije iz neživljenjskih zavarovanj	0	0	0	0	0	0	0	0	0	0
62	Življenjska zavarovanja	0	0	0	0	0	0	0	0	0	0
63+64+65	Pokojninske pravice	0	0	0	0	0	0	0	0	0	0
7	Izvedeni finančni instrumenti	37,59	0	37,36	0	37,36	0	0	0	0	0
8	Druge obveznosti	10.988	7.577	325	0	79	1	196	43	6	1.850
81	Komercialni krediti in predujmi	6.577	5.723	155	0	2	0	106	42	5	327
89	Drugo	4.411	1.854	170	0	77	1	90	1	1	1.524
	Neto finančna sredstva	-31.438	0	-9.848	80	-6.979	-179	-2.664	79	-185	-13.242
		Gospodarstvo Slovenije/ *Total economy*	Nefinančne družbe/ *Non-financial corporations*	Finančne družbe/ *Financial corporations*	Centralna banka/ *Central Bank*	Druge denarne finančne institucije/ *Other monetary financial institutions*	Investicijski skladi razen MMF/ *Non-MMF investment funds*	Drugi finančni posredniki razen skladov/ *Other financial intermediaries except funds*	Zavarovalne družbe/ *Insurance corporations*	Pokojninski skladi/ *Pension funds*	Država/ *General government*
		S1	S11	S12	S121	S122+S123	S124	S125+S126 +S127	S128	S129	S13

S.11 - Non-financial corporations

Non-consolidated financial accounts - outstanding amounts 2014 (end of year) B.1.1.4.

EUR millions

Institutional sectors											
S1311	S1313	S1314	S14	S15	S2	S21	S2111	S2112	S22	Financial Instruments	Code
907	494	53	1.238	48	9.804	5.715	3.323	2.391	4.089	**Financial Assets**	F
0	0	0	0	0	0	0	0	0	0	Monetary gold and SDRs	1
35	0	0	0	0	244	189	166	23	55	Currency and deposits	2
0	0	0	0	0	8	0	0	0	8	Currency	21
0	0	0	0	0	233	187	163	23	47	Transferable deposits	22
35	0	0	0	0	3	3	3	0	0	Other deposits	29
44	0	0	0	0	22	14	12	2	8	Debt securities	3
0	0	0	0	0	8	7	5	2	1	Short-term	31
44	0	0	0	0	15	8	8	0	7	Long-term	32
119	15	0	256	20	1.810	1.151	687	464	659	Loans	4
5	1	0	114	17	1.071	870	558	311	201	Short-term	41
114	14	0	142	3	740	281	129	152	459	Long-term	42
41	1	0	0	0	2.609	1.141	507	634	1.468	Equity	5
0	0	0	0	0	115	19	13	6	96	Listed shares	511
0	0	0	0	0	142	89	47	42	53	Unlisted shares	512
41	1	0	0	0	2.337	1.023	440	583	1.314	Other equity	519
0	0	0	0	0	15	9	7	2	6	Investment fund shares/units	52
0	0	0	0	0	0	0	0	0	0	Insurance and pension schemes	6
0	0	0	0	0	0	0	0	0	0	Non-life technical reserves	61
0	0	0	0	0	0	0	0	0	0	Life insurance	62
0	0	0	0	0	0	0	0	0	0	Pension entitlements	63+64+65
0	0	0	0	0	0,59	0,5	0,5	0	0,09	Financial derivatives	7
668	477	53	982	28	5.117	3.218	1.950	1.268	1.899	Other accounts receivable	8
403	284	19	813	23	4.990	3.155	1.923	1.232	1.835	Trade credits and advances	81
265	193	34	169	5	127	63	27	36	64	Other	89
13.072	781	842	9.536	99	20.037	16.653	11.882	4.771	3.384	**Liabilities**	
0	0	0	0	0	0	0	0	0	0	Monetary gold and SDRs	1
0	0	0	0	0	0	0	0	0	0	Currency and deposits	2
0	0	0	0	0	0	0	0	0	0	Currency	21
0	0	0	0	0	0	0	0	0	0	Transferable deposits	22
0	0	0	0	0	0	0	0	0	0	Other deposits	29
15	0	4	29	0	481	426	290	136	54	Debt securities	3
0	0	0	1	0	5	5	5	0	0	Short-term	31
15	0	4	27	0	476	422	285	136	54	Long-term	32
4.595	3	0	617	5	7.257	6.374	4.188	2.187	883	Loans	4
1.686	0	0	223	3	1.180	870	769	101	310	Short-term	41
2.909	2	0	394	2	6.077	5.505	3.419	2.086	573	Long-term	42
7.162	531	535	7.680	68	7.978	6.602	4.992	1.610	1.377	Equity	5
1.346	11	377	1.264	3	1.383	1.164	554	609	219	Listed shares	511
3.381	45	50	1.002	33	1.537	956	712	244	581	Unlisted shares	512
2.436	475	108	5.413	32	5.058	4.482	3.725	757	576	Other equity	519
0	0	0	0	0	0	0	0	0	0	Investment fund shares/units	52
0	0	0	0	0	0	0	0	0	0	Insurance and pension schemes	6
0	0	0	0	0	0	0	0	0	0	Non-life technical reserves	61
0	0	0	0	0	0	0	0	0	0	Life insurance	62
0	0	0	0	0	0	0	0	0	0	Pension entitlements	63+64+65
0	0	0	0	0,23	12,65	11,69	5,97	5,72	0,96	Financial derivatives	7
1.300	247	303	1.211	25	4.308	3.239	2.407	832	1.069	Other accounts payable	8
160	166	2	360	12	4.098	3.097	2.313	784	1.001	Trade credits and advances	81
1.141	81	301	851	13	210	142	94	48	68	Other	89
-12.166	-287	-789	-8.298	-51	-10.233	-10.938	-8.559	-2.380	705	**Net financial assets**	
Centralna država/ *Central government*	Lokalna država/ *Local government*	Skladi socialne varnosti/ *Social security funds*	Gospodinjstva/ *Households*	Neprinstit. ki opravljajo storitve za gospod./ *Non-profit institutions serving households*	Tujina/ *Rest of the world*	Evropska unija/ *European Union*	Evroobmočje/ *Euro area*	Ostala EU/ *Other EU*	Ostali svet/ Others		
S1311	S1313	S1314	S14	S15	S2	S21	S2111	S2112	S22		

B.1.1.4.

S.12 - finančne družbe

B.1.2.1. Nekonsolidirani finančni računi - stanja 2013 (konec leta)

v mio EUR

B.1.2.1.

Oznaka	Finančni instrumenti	Institucionalni sektorji									
		S1	S11	S12	S121	S122+S123	S124	S125+S126 +S127	S128	S129	S13
F	**Finančna sredstva**	51.714	18.628	13.418	2.411	8.007	765	1.618	592	24	9.484
1	Denarno zlato in PPČ	0	0	0	0	0	0	0	0	0	0
2	Gotovina in vloge	4.022	0	3.966	2.411	1.555	0	0	0	0	57
21	Gotovina	286	0	286	286	0	0	0	0	0	0
22	Prenosljive vloge	1.751	0	1.751	1.518	233	0	0	0	0	0
29	Druge vloge	1.985	0	1.929	606	1.322	0	0	0	0	57
3	Dolžniški vrednostni papirji	8.654	439	732	0	701	0	1	30	0	7.483
31	Kratkoročni	669	67	62	0	62	0	0	0	0	540
32	Dolgoročni	7.985	372	670	0	639	0	1	30	0	6.944
4	Posojila	35.315	16.399	7.031	0	5.546	7	1.469	8	0	1.861
41	Kratkoročna	5.888	4.358	557	0	0	1	552	5	0	41
42	Dolgoročna	29.427	12.041	6.473	0	5.546	7	917	3	0	1.821
5	Lastniški kapital	2.773	1.401	1.371	0	164	754	130	300	23	0
511	Delnice, ki kotirajo	728	609	119	0	0	0	56	63	0	0
512	Delnice, ki ne kotirajo	1.063	643	421	0	146	0	24	228	23	0
519	Drug lastniški kapital	252	150	103	0	0	44	50	9	0	0
52	Delnice/enote investicijskih skladov	729	0	729	0	18	710	0	0	0	0
6	Zavarovanja in pokojninske sheme	208	0	208	0	0	0	0	208	0	0
61	Rezervacije iz neživljenjskih zavarovanj	208	0	208	0	0	0	0	208	0	0
62	Življenjska zavarovanja	0	0	0	0	0	0	0	0	0	0
63+64+65	Pokojninske pravice	0	0	0	0	0	0	0	0	0	0
7	Izvedeni finančni instrumenti	62	43	16	0	15	0	1	0	0	4
8	Druge terjatve	679	346	94	1	25	3	17	46	2	79
81	Komercialni krediti in predujmi	342	168	44	0	5	0	3	37	0	14
89	Drugo	337	178	50	1	21	3	14	10	2	65
F	**Obveznosti**	50.816	5.561	13.418	3.684	7.043	183	253	1.680	574	7.557
1	Denarno zlato in PPČ	0	0	0	0	0	0	0	0	0	0
2	Gotovina in vloge	28.755	4.255	3.966	387	2.661	96	166	341	315	3.459
21	Gotovina	2.743	68	286	3	282	0	2	0	0	0
22	Prenosljive vloge	10.739	1.991	1.751	0	1.526	49	120	54	1	552
29	Druge vloge	15.273	2.195	1.929	385	853	46	44	287	313	2.906
3	Dolžniški vrednostni papirji	818	29	732	0	406	5	1	171	148	28
331	Kratkoročni	73	7	62	0	54	0	0	8	1	2
332	Dolgoročni	745	22	670	0	352	5	1	163	148	26
4	Posojila	7.475	105	7.031	3.297	3.639	0	11	46	37	301
41	Kratkoročna	785	86	557	0	551	0	7	0	0	120
42	Dolgoročna	6.690	20	6.473	3.297	3.089	0	4	46	37	181
5	Lastniški kapital	6.818	556	1.371	0	257	80	64	903	68	3.675
511	Delnice, ki kotirajo	539	48	119	0	14	22	6	65	12	306
512	Delnice, ki ne kotirajo	3.388	392	421	0	174	3	32	210	1	2.512
519	Drug lastniški kapital	1.080	25	103	0	57	10	12	24	0	828
52	Delnice/enote investicijskih skladov	1.811	91	729	0	12	45	14	604	54	29
6	Zavarovanja in pokojninske sheme	6.409	387	208	0	35	0	1	172	0	2
61	Rezervacije iz neživljenjskih zavarovanj	1.292	387	208	0	35	0	1	172	0	2
62	Življenjska zavarovanja	2.531	0	0	0	0	0	0	0	0	0
63+64+65	Pokojninske pravice	2.587	0	0	0	0	0	0	0	0	0
7	Izvedeni finančni instrumenti	18	2	16	0	15	0	0	0	0	0
8	Druge obveznosti	524	227	94	0	29	2	10	47	6	92
81	Komercialni krediti in predujmi	204	128	44	0	3	0	3	37	0	7
89	Drugo	319	99	50	0	26	2	7	9	6	86
	Neto finančna sredstva	897	13.067	0	-1.273	965	582	1.365	-1.088	-550	1.927
		Gospodarstvo Slovenije/ *Total economy*	Nefinančne družbe/ *Non-financial corporations*	Finančne družbe/ *Financial corporations*	Centralna banka/ *Central Bank*	Druge denarne finančne institucije/ *Other monetary financial institutions*	Investicijski skladi razen MMF/ *Non-MMF investment funds*	Drugi finančni posredniki razen skladov/ *Other financial intermediaries except funds*	Zavarovalne družbe/ *Insurance corporations*	Pokojninski skladi/ *Pension funds*	Država/ *General government*
		S1	S11	S12	S121	S122+S123	S124	S125+S126 +S127	S128	S129	S13

S.12 - Financial corporations

Non-consolidated financial accounts - outstanding amounts 2013 (end of year) B.1.2.1.

EUR millions

Institutional sectors											
S1311	S1313	S1314	S14	S15	S2	S21	S2111	S2112	S22	Financial Instruments	Code
8.850	626	7	10.131	53	19.215	14.549	12.000	2.549	4.666	**Financial Assets**	F
0	0	0	0	0	309	89	0	89	220	Monetary gold and SDRs	1
57	0	0	0	0	4.424	4.017	3.773	244	407	Currency and deposits	2
0	0	0	0	0	23	8	0	8	16	Currency	21
0	0	0	0	0	650	503	453	50	147	Transferable deposits	22
57	0	0	0	0	3.751	3.507	3.320	187	244	Other deposits	29
7.483	0	0	0	0	8.539	7.595	6.662	933	944	Debt securities	3
540	0	0	0	0	125	124	124	0	1	Short-term	31
6.944	0	0	0	0	8.414	7.471	6.538	933	943	Long-term	32
1.239	620	2	9.972	53	2.865	1.335	300	1.035	1.530	Loans	4
26	15	0	923	8	943	583	50	533	360	Short-term	41
1.213	606	2	9.048	44	1.922	752	250	502	1.170	Long-term	42
0	0	0	0	0	2.737	1.259	1.121	139	1.477	Equity	5
0	0	0	0	0	1.437	403	291	112	1.034	Listed shares	511
0	0	0	0	0	215	9	7	1	207	Unlisted shares	512
0	0	0	0	0	130	87	79	8	43	Other equity	519
0	0	0	0	0	955	761	744	18	193	Investment fund shares/units	52
0	0	0	0	0	29	22	16	6	7	Insurance and pension schemes	6
0	0	0	0	0	29	22	16	6	7	Non-life technical reserves	61
0	0	0	0	0	0	0	0	0	0	Life insurance	62
0	0	0	0	0	0	0	0	0	0	Pension entitlements	63+64+65
4	0	0	0	0	83	78	61	17	6	Financial derivatives	7
67	6	6	159	1	229	154	68	86	75	Other accounts receivable	8
10	4	0	115	1	141	86	13	74	55	Trade credits and advances	81
57	2	5	44	0	87	68	55	13	20	Other	89
6.811	385	361	23.959	323	15.767	14.543	12.567	1.976	1.224	**Liabilities**	
0	0	0	0	0	241	0	0	0	241	Monetary gold and SDRs	1
3.070	378	11	16.777	299	4.293	4.027	3.777	250	266	Currency and deposits	2
0	0	0	2.387	0	1.447	1.447	1.447	0	0	Currency	21
364	187	1	6.299	145	1.412	1.278	1.104	174	133	Transferable deposits	22
2.706	190	10	8.090	153	1.435	1.302	1.227	75	133	Other deposits	29
19	0	9	29	0	889	806	666	139	83	Debt securities	3
2	0	0	1	0	55	55	40	15	0	Short-term	31
17	0	9	28	0	834	751	627	124	83	Long-term	32
301	0	0	38	0	8.023	7.549	6.361	1.188	474	Loans	4
120	0	0	22	0	212	211	69	142	1	Short-term	41
181	0	0	16	0	7.811	7.338	6.292	1.046	473	Long-term	42
3.339	5	331	1.194	22	1.669	1.628	1.525	103	40	Equity	5
157	0	149	66	0	112	103	47	56	9	Listed shares	511
2.326	4	182	45	18	1.314	1.312	1.308	4	1	Unlisted shares	512
828	0	0	124	0	215	195	157	39	19	Other equity	519
28	1	0	958	4	28	17	14	3	11	Investment fund shares/units	52
2	0	0	5.811	1	275	205	26	179	70	Insurance and pension schemes	6
2	0	0	694	1	273	203	26	177	69	Non-life technical reserves	61
0	0	0	2.531	0	0	0	0	0	0	Life insurance	62
0	0	0	2.587	0	2	1	0	1	0	Pension entitlements	63+64+65
0	0	0	0	0	146	137	109	28	9	Financial derivatives	7
81	2	10	110	0	231	191	101	90	41	Other accounts payable	8
6	1	0	25	0	178	150	62	88	28	Trade credits and advances	81
75	1	10	85	0	53	41	39	2	12	Other	89
2.039	242	-353	-13.828	-269	3.448	6	-567	573	3.442	**Net financial assets**	
Centralna država/ *Central government*	Lokalna država/ *Local government*	Skladi socialne varnosti/ *Social security funds*	Gospodinjstva/ *Households*	Nepr.instit., ki opravljajo storitve za gospod./ *Non-profit institutions serving households*	Tujina/ *Rest of the world*	Evropska unija/ *European Union*	Evroobmočje/ *Euro area*	Ostala EU/ *Other EU*	Ostali svet/ Others		
S1311	S1313	S1314	S14	S15	S2	S21	S2111	S2112	S22		

B.1.2.1.

S.12 - finančne družbe

B.1.2.2. Nekonsolidirani finančni računi - transakcije 2014

v mio EUR

B.1.2.2.

Oznaka	Finančni instrumenti	Institucionalni sektorji									
		S1	S11	S12	S121	S122+S123	S124	S125+S126 +S127	S128	S129	S13
F	**Finančna sredstva**	-5.942	-2.200	-4.086	-553	-3.264	-34	-247	5	7	459
1	Denarno zlato in PPČ	0	0	0	0	0	0	0	0	0	0
2	Gotovina in vloge	-794	0	-799	-553	-246	0	0	0	0	5
21	Gotovina	10	0	10	10	0	0	0	0	0	0
22	Prenosljive vloge	79	0	78	42	37	0	0	0	0	0
29	Druge vloge	-883	0	-887	-605	-283	0	0	0	0	5
3	Dolžniški vrednostni papirji	373	34	-57	0	-57	0	4	-3	0	396
31	Kratkoročni	73	-16	-45	0	-45	0	1	0	0	134
32	Dolgoročni	300	50	-13	0	-12	0	3	-3	0	262
4	Posojila	-5.289	-1.933	-3.245	0	-2.936	-14	-289	-6	0	9
41	Kratkoročna	-1.285	-1.183	-51	0	0	-5	-41	-5	0	-20
42	Dolgoročna	-4.003	-750	-3.195	0	-2.936	-9	-249	-1	0	28
5	Lastniški kapital	-263	-278	14	0	-11	-19	36	9	0	0
511	Delnice, ki kotirajo	-336	-345	9	0	0	0	0	9	0	0
512	Delnice, ki ne kotirajo	-31	-20	-11	0	-1	0	-9	0	0	0
519	Drug lastniški kapital	129	87	41	0	0	-4	45	0	0	0
52	Delnice/enote investicijskih skladov	-25	0	-25	0	-10	-15	0	0	0	0
6	Zavarovanja in pokojninske sheme	16	0	16	0	0	0	0	16	0	0
61	Rezervacije iz neživljenjskih zavarovanj	16	0	16	0	0	0	0	16	0	0
62	Življenjska zavarovanja	0	0	0	0	0	0	0	0	0	0
63+64+65	Pokojninske pravice	0	0	0	0	0	0	0	0	0	0
7	Izvedeni finančni instrumenti	-25	-21	-3	0	-2	0	-1	0	0	-2
8	Druge terjatve	39	-3	-13	-1	-12	0	3	-11	7	51
81	Komercialni krediti in predujmi	-34	-13	-16	0	4	0	0	-20	0	-5
89	Drugo	73	10	2	-1	-15	0	3	9	6	56
F	**Obveznosti**	-716	515	-4.086	-2.577	-1.578	20	19	-84	113	1.828
1	Denarno zlato in PPČ	0	0	0	0	0	0	0	0	0	0
2	Gotovina in vloge	1.806	527	-799	-380	-580	29	32	-40	140	1.249
21	Gotovina	124	20	10	0	11	0	0	0	0	0
22	Prenosljive vloge	4.063	646	78	0	40	27	20	-12	2	2.388
29	Druge vloge	-2.381	-139	-887	-380	-630	2	12	-29	137	-1.139
3	Dolžniški vrednostni papirji	-91	-15	-57	0	-28	-2	2	-15	-14	-8
331	Kratkoročni	-54	-7	-45	0	-36	0	0	-6	-3	-2
332	Dolgoročni	-37	-8	-13	0	8	-2	1	-9	-11	-6
4	Posojila	-2.765	-13	-3.245	-2.198	-1.000	0	-8	-22	-17	488
41	Kratkoročna	-46	-25	-51	0	-44	0	-9	2	0	18
42	Dolgoročna	-2.719	11	-3.195	-2.198	-956	0	0	-24	-17	470
5	Lastniški kapital	177	2	14	0	34	-3	-14	-6	3	81
511	Delnice, ki kotirajo	-8	-11	9	0	-3	2	0	11	-1	0
512	Delnice, ki ne kotirajo	86	8	-11	0	-1	0	-12	2	0	81
519	Drug lastniški kapital	49	3	41	0	42	0	0	0	0	0
52	Delnice/enote investicijskih skladov	50	2	-25	0	-4	-5	-2	-19	4	-1
6	Zavarovanja in pokojninske sheme	174	24	16	0	2	1	0	14	0	2
61	Rezervacije iz neživljenjskih zavarovanj	67	24	16	0	2	1	0	14	0	2
62	Življenjska zavarovanja	41	0	0	0	0	0	0	0	0	0
63+64+65	Pokojninske pravice	66	0	0	0	0	0	0	0	0	0
7	Izvedeni finančni instrumenti	-24	-21	-3	0	-3	0	1	0	0	0
8	Druge obveznosti	6	11	-13	1	-3	-5	7	-15	1	16
81	Komercialni krediti in predujmi	-5	9	-16	1	3	0	0	-20	0	-2
89	Drugo	11	2	2	0	-5	-5	7	5	1	18
	Neto finančne transakcije	-5.226	-2.715	0	2.023	-1.686	-54	-266	89	-106	-1.370
		Gospodarstvo Slovenije/ *Total economy*	Nefinančne družbe/ *Non-financial corporations*	Finančne družbe/ *Financial corporations*	Centralna banka/ *Central Bank*	Druge denarne finančne institucije/ *Other monetary financial institutions*	Investicijski skladi razen MMF/ *Non-MMF investment funds*	Drugi finančni posredniki razen skladov/ *Other financial intermediaries except funds*	Zavarovalne družbe/ *Insurance corporations*	Pokojninski skladi/ *Pension funds*	Država/ *General government*
		S1	S11	S12	S121	S122+S123	S124	S125+S126 +S127	S128	S129	S13

S.12 - Financial corporations

Non-consolidated financial accounts - transactions 2014 B.1.2.2.

EUR millions

Institutional sectors											
S1311	S1313	S1314	S14	S15	S2	S21	S2111	S2112	S22	Financial Instruments	Code
415	41	3	-107	-8	4.295	4.074	3.969	105	222	**Financial Assets**	F
0	0	0	0	0	12	0	0	0	12	Monetary gold and SDRs	1
5	0	0	0	0	3.888	3.959	3.868	90	-71	Currency and deposits	2
0	0	0	0	0	4	1	0	1	4	Currency	21
0	0	0	0	0	3.205	3.250	3.245	5	-45	Transferable deposits	22
5	0	0	0	0	678	708	623	84	-29	Other deposits	29
396	0	0	0	0	533	136	-3	139	397	Debt securities	3
134	0	0	0	0	62	46	21	25	16	Short-term	31
262	0	0	0	0	471	90	-24	114	381	Long-term	32
-34	43	0	-111	-8	-266	-105	-12	-93	-161	Loans	4
-20	1	0	-30	-2	-18	-44	3	-47	26	Short-term	41
-13	42	0	-81	-6	-248	-61	-15	-46	-187	Long-term	42
0	0	0	0	0	212	165	144	20	47	Equity	5
0	0	0	0	0	72	57	41	16	15	Listed shares	511
0	0	0	0	0	8	1	3	-2	7	Unlisted shares	512
0	0	0	0	0	52	11	7	5	41	Other equity	519
0	0	0	0	0	79	95	93	2	-16	Investment fund shares/units	52
0	0	0	0	0	1	1	0	2	-1	Insurance and pension schemes	6
0	0	0	0	0	1	1	0	2	-1	Non-life technical reserves	61
0	0	0	0	0	0	0	0	0	0	Life insurance	62
0	0	0	0	0	0	0	0	0	0	Pension entitlements	63+64+65
-2	0	0	0	0	-34	-34	-35	1	0	Financial derivatives	7
50	-2	3	4	1	-49	-47	7	-54	-2	Other accounts receivable	8
-4	-1	0	-1	1	-58	-56	-3	-53	-2	Trade credits and advances	81
55	-1	3	5	0	9	9	10	-1	0	Other	89
1.751	-30	107	1.008	18	-2.239	-2.186	-2.235	49	-53	**Liabilities**	
0	0	0	0	0	0	0	0	0	0	Monetary gold and SDRs	1
1.172	-31	108	814	15	-805	-861	-783	-78	56	Currency and deposits	2
0	0	0	94	0	368	368	368	0	0	Currency	21
2.356	14	18	925	26	-1.037	-1.064	-1.005	-59	27	Transferable deposits	22
-1.184	-45	90	-205	-10	-136	-166	-147	-19	30	Other deposits	29
-7	0	-1	-11	0	106	107	-79	186	-1	Debt securities	3
-2	0	0	-1	0	-55	-55	-40	-15	0	Short-term	31
-5	0	-1	-10	0	161	162	-40	201	-1	Long-term	32
487	1	0	4	2	-1.297	-1.187	-1.256	69	-109	Loans	4
18	0	0	10	0	-10	-16	-26	10	6	Short-term	41
468	1	0	-6	1	-1.286	-1.171	-1.230	58	-115	Long-term	42
81	0	0	79	1	-89	-80	-110	30	-9	Equity	5
0	0	0	-6	0	11	16	-9	25	-5	Listed shares	511
81	0	0	6	1	29	28	28	0	1	Unlisted shares	512
0	0	0	5	0	-118	-120	-123	3	2	Other equity	519
-1	0	0	74	0	-11	-4	-6	2	-7	Investment fund shares/units	52
1	1	0	130	1	-54	-68	8	-76	14	Insurance and pension schemes	6
1	1	0	23	1	-53	-68	8	-76	15	Non-life technical reserves	61
0	0	0	41	0	0	0	0	0	0	Life insurance	62
0	0	0	66	0	-1	0	0	0	0	Pension entitlements	63+64+65
0	0	0	0	0	-48	-48	-40	-7	0	Financial derivatives	7
16	-1	0	-7	0	-54	-49	25	-74	-5	Other accounts payable	8
-2	0	0	4	0	-77	-79	-4	-75	1	Trade credits and advances	81
19	0	0	-11	0	24	30	29	1	-6	Other	89
-1.335	70	-104	-1.115	-26	6.535	6.260	6.204	56	275	**Net financial transactions**	
Centralna država/ *Central government*	Lokalna država/ *Local government*	Skladi socialne varnosti/ *Social security funds*	Gospodinjstva/ *Households*	Nepr.instit., ki opravljajo storitve za gospod./ *Non-profit institutions serving households*	Tujina/ *Rest of the world*	Evropska unija/ *European Union*	Evroobmočje/ *Euro area*	Ostala EU/ *Other EU*	Ostali svet/ Others		
S1311	S1313	S1314	S14	S15	S2	S21	S2111	S2112	S22		

B.1.2.2.

S.12 - finančne družbe

B.1.2.3. Nekonsolidirani finančni računi - vrednostne spremembe 2014

v mio EUR

B.1.2.3.

Oznaka	Finančni instrumenti	Institucionalni sektorji									
		S1	S11	S12	S121	S122+S123	S124	S125+S126 +S127	S128	S129	S13
F	**Finančna sredstva**	796	-454	717	2	60	150	305	201	-1	531
1	Denarno zlato in PPČ	0	0	0	0	0	0	0	0	0	0
2	Gotovina in vloge	56	0	57	2	55	0	0	0	0	0
21	Gotovina	0	0	0	0	0	0	0	0	0	0
22	Prenosljive vloge	23	0	24	2	22	0	0	0	0	0
29	Druge vloge	33	0	33	0	33	0	0	0	0	0
3	Dolžniški vrednostni papirji	583	-9	66	0	-8	0	72	2	0	526
31	Kratkoročni	-4	1	-1	0	0	0	-1	0	0	-4
32	Dolgoročni	587	-10	67	0	-8	0	72	2	0	530
4	Posojila	-1.247	-1.224	-6	0	3	8	-17	0	0	1
41	Kratkoročna	-512	-454	-68	0	0	6	-74	0	0	-2
42	Dolgoročna	-734	-770	62	0	3	2	57	0	0	3
5	Lastniški kapital	1.359	782	577	0	-13	140	251	198	0	0
511	Delnice, ki kotirajo	449	374	76	0	0	0	31	44	0	0
512	Delnice, ki ne kotirajo	408	80	328	0	-14	11	169	162	0	0
519	Drug lastniški kapital	383	328	55	0	0	11	51	-8	0	0
52	Delnice/enote investicijskih skladov	119	0	119	0	0	119	0	0	0	0
6	Zavarovanja in pokojninske sheme	0	0	0	0	0	0	0	0	0	0
61	Rezervacije iz neživljenjskih zavarovanj	0	0	0	0	0	0	0	0	0	0
62	Življenjska zavarovanja	0	0	0	0	0	0	0	0	0	0
63+64+65	Pokojninske pravice	0	0	0	0	0	0	0	0	0	0
7	Izvedeni finančni instrumenti	26	15	7	0	7	0	1	0	0	4
8	Druge terjatve	19	-18	16	0	17	1	-1	1	-1	0
81	Komercialni krediti in predujmi	11	-1	1	0	0	0	0	0	0	-1
89	Drugo	8	-18	15	0	17	1	-2	0	-1	1
F	**Obveznosti**	2.557	50	717	0	3	32	476	228	-23	892
1	Denarno zlato in PPČ	0	0	0	0	0	0	0	0	0	0
2	Gotovina in vloge	63	-8	57	0	-1	-3	57	12	-7	16
21	Gotovina	-9	-9	0	0	0	0	0	0	0	0
22	Prenosljive vloge	-13	-23	24	0	0	3	30	-10	0	9
29	Druge vloge	86	25	33	0	-1	-6	26	22	-8	7
3	Dolžniški vrednostni papirji	83	7	66	0	45	2	7	5	7	9
331	Kratkoročni	4	4	-1	0	0	0	-1	-2	2	0
332	Dolgoročni	79	2	67	0	45	2	8	7	5	9
4	Posojila	335	108	-6	0	-73	2	41	25	0	215
41	Kratkoročna	141	35	-68	0	-132	1	39	24	0	171
42	Dolgoročna	193	73	62	0	59	0	2	1	0	43
5	Lastniški kapital	1.611	-68	577	0	15	26	369	185	-17	643
511	Delnice, ki kotirajo	233	34	76	0	10	12	31	14	8	99
512	Delnice, ki ne kotirajo	699	-126	328	0	-2	2	252	77	-1	410
519	Drug lastniški kapital	418	25	55	0	3	2	46	4	0	129
52	Delnice/enote investicijskih skladov	260	-1	119	0	4	10	40	89	-24	5
6	Zavarovanja in pokojninske sheme	408	-4	0	0	0	1	-1	0	0	8
61	Rezervacije iz neživljenjskih zavarovanj	-3	-4	0	0	0	1	-1	0	0	8
62	Življenjska zavarovanja	209	0	0	0	0	0	0	0	0	0
63+64+65	Pokojninske pravice	201	0	0	0	0	0	0	0	0	0
7	Izvedeni finančni instrumenti	37	30	7	0	7	0	0	0	0	0
8	Druge obveznosti	21	-16	16	0	10	5	3	2	-5	2
81	Komercialni krediti in predujmi	9	14	1	0	1	0	0	0	0	-1
89	Drugo	12	-30	15	0	9	5	4	2	-4	3
	Neto vrednostne spremembe	-1.761	-504	0	2	57	117	-171	-27	22	-361
		Gospodarstvo Slovenije/ *Total economy*	Nefinančne družbe/ *Non-financial corporations*	Finančne družbe/ *Financial corporations*	Centralna banka/ *Central Bank*	Druge denarne finančne institucije/ *Other monetary financial institutions*	Investicijski skladi razen MMF/ *Non-MMF investment funds*	Drugi finančni posredniki razen skladov/ *Other financial intermediaries except funds*	Zavarovalne družbe/ *Insurance corporations*	Pokojninski skladi/ *Pension funds*	Država/ *General government*
		S1	S11	S12	S121	S122+S123	S124	S125+S126 +S127	S128	S129	S13

S.12 - Financial corporations

Non-consolidated financial accounts - revaluation changes 2014 B.1.2.3.

EUR millions

Institutional sectors											
S1311	S1313	S1314	S14	S15	S2	S21	S2111	S2112	S22	Financial Instruments	Code
532	-1	0	4	-1	604	432	327	105	172	**Financial Assets**	F
0	0	0	0	0	27	12	0	12	15	Monetary gold and SDRs	1
0	0	0	0	0	77	63	44	18	14	Currency and deposits	2
0	0	0	0	0	1	0	0	0	1	Currency	21
0	0	0	0	0	132	10	9	1	121	Transferable deposits	22
0	0	0	0	0	-56	52	35	17	-108	Other deposits	29
526	0	0	0	0	286	259	176	83	27	Debt securities	3
-4	0	0	0	0	29	31	31	0	-2	Short-term	31
530	0	0	0	0	257	228	145	83	29	Long-term	32
2	0	0	-18	-1	-128	-69	-34	-34	-59	Loans	4
-2	0	0	12	0	-17	-31	-15	-17	14	Short-term	41
4	-1	0	-30	0	-110	-38	-20	-18	-73	Long-term	42
0	0	0	0	0	314	137	110	27	176	Equity	5
0	0	0	0	0	177	18	10	8	159	Listed shares	511
0	0	0	0	0	55	63	36	27	-8	Unlisted shares	512
0	0	0	0	0	9	7	8	-1	2	Other equity	519
0	0	0	0	0	73	50	56	-6	24	Investment fund shares/units	52
0	0	0	0	0	1	1	1	0	0	Insurance and pension schemes	6
0	0	0	0	0	1	1	1	0	0	Non-life technical reserves	61
0	0	0	0	0	0	0	0	0	0	Life insurance	62
0	0	0	0	0	0	0	0	0	0	Pension entitlements	63+64+65
4	0	0	0	0	26	31	33	-2	-4	Financial derivatives	7
0	-1	0	22	0	1	-2	-4	1	3	Other accounts receivable	8
-1	0	0	12	0	-3	-4	0	-3	1	Trade credits and advances	81
1	-1	0	10	0	4	1	-3	5	3	Other	89
820	0	72	900	-2	154	124	73	51	30	**Liabilities**	
0	0	0	0	0	16	0	0	0	16	Monetary gold and SDRs	1
14	1	1	2	-4	9	8	7	2	1	Currency and deposits	2
0	0	0	0	0	0	0	0	0	0	Currency	21
7	-1	3	-14	-9	0	-1	-2	1	1	Transferable deposits	22
7	2	-2	16	5	10	9	9	1	0	Other deposits	29
7	0	2	1	0	-2	3	16	-12	-5	Debt securities	3
0	0	0	0	0	0	0	0	0	0	Short-term	31
7	0	2	1	0	-1	4	16	-12	-5	Long-term	32
216	-1	0	20	-1	-363	-360	-369	9	-4	Loans	4
171	0	0	3	0	9	9	6	3	0	Short-term	41
45	-1	0	16	-1	-372	-369	-375	6	-4	Long-term	42
574	0	69	455	3	421	401	372	30	19	Equity	5
63	0	36	24	1	77	59	25	34	18	Listed shares	511
377	0	33	84	2	93	93	93	0	0	Unlisted shares	512
129	0	0	211	0	246	246	251	-5	0	Other equity	519
5	0	0	136	1	4	3	3	0	1	Investment fund shares/units	52
8	0	0	403	0	-3	-3	-5	1	0	Insurance and pension schemes	6
8	0	0	-7	0	-3	-3	-5	1	0	Non-life technical reserves	61
0	0	0	209	0	0	0	0	0	0	Life insurance	62
0	0	0	201	0	0	0	0	0	0	Pension entitlements	63+64+65
0	0	0	0	0	64	68	50	17	-4	Financial derivatives	7
1	0	0	19	0	13	6	2	4	7	Other accounts payable	8
-1	0	0	-5	0	3	0	0	-1	3	Trade credits and advances	81
2	0	0	24	0	10	6	2	4	4	Other	89
-289	-1	-72	-896	1	450	308	254	54	142	**Net revaluation changes**	
Centralna država/ *Central government*	Lokalna država/ *Local government*	Skladi socialne varnosti/ *Social security funds*	Gospodinjstva/ *Households*	Nepr.instit., ki opravljajo storitve za gospod./ *Non-profit institutions serving households*	Tujina/ *Rest of the world*	Evropska unija/ *European Union*	Evroobmočje/ *Euro area*	Ostala EU/ *Other EU*	Ostali svet/ Others		
S1311	S1313	S1314	S14	S15	S2	S21	S2111	S2112	S22		

B.1.2.3.

S.12 - finančne družbe

B.1.2.4. Nekonsolidirani finančni računi - stanja 2014 (konec leta)

v mio EUR

B.1.2.4.

Oznaka	Finančni instrumenti	Institucionalni sektorji									
		S1	S11	S12	S121	S122+S123	S124	S125+S126 +S127	S128	S129	S13
F	**Finančna sredstva**	46.568	15.973	10.048	1.860	4.804	881	1.676	798	30	10.473
1	Denarno zlato in PPČ	0	0	0	0	0	0	0	0	0	0
2	Gotovina in vloge	3.285	0	3.224	1.859	1.364	0	0	0	0	61
21	Gotovina	297	0	297	297	0	0	0	0	0	0
22	Prenosljive vloge	1.853	0	1.853	1.561	291	0	0	0	0	0
29	Druge vloge	1.136	0	1.074	2	1.073	0	0	0	0	61
3	Dolžniški vrednostni papirji	9.610	463	741	0	636	0	76	29	0	8.406
31	Kratkoročni	739	51	17	0	17	0	0	0	0	670
32	Dolgoročni	8.871	412	724	0	619	0	76	29	0	7.735
4	Posojila	28.780	13.242	3.780	0	2.614	2	1.163	2	0	1.872
41	Kratkoročna	4.090	2.721	439	0	0	1	437	0	0	19
42	Dolgoročna	24.690	10.521	3.341	0	2.614	0	725	2	0	1.852
5	Lastniški kapital	3.868	1.906	1.963	0	140	876	418	507	23	0
511	Delnice, ki kotirajo	841	638	203	0	0	0	88	116	0	0
512	Delnice, ki ne kotirajo	1.441	703	738	0	131	11	184	390	23	0
519	Drug lastniški kapital	764	565	199	0	0	51	146	2	0	0
52	Delnice/enote investicijskih skladov	823	0	823	0	9	814	0	0	0	0
6	Zavarovanja in pokojninske sheme	224	0	224	0	0	0	0	224	0	0
61	Rezervacije iz neživljenjskih zavarovanj	224	0	224	0	0	0	0	224	0	0
62	Življenjska zavarovanja	0	0	0	0	0	0	0	0	0	0
63+64+65	Pokojninske pravice	0	0	0	0	0	0	0	0	0	0
7	Izvedeni finančni instrumenti	63	37	20	0	19	0	1	0	0	5
8	Druge terjatve	738	325	97	0	31	4	18	36	8	130
81	Komercialni krediti in predujmi	319	155	29	0	8	0	4	17	0	8
89	Drugo	418	170	68	0	22	4	15	19	7	122
F	**Obveznosti**	52.657	6.125	10.048	1.108	5.468	236	748	1.824	664	10.277
1	Denarno zlato in PPČ	0	0	0	0	0	0	0	0	0	0
2	Gotovina in vloge	30.625	4.774	3.224	8	2.080	122	254	313	447	4.724
21	Gotovina	2.857	79	297	3	292	0	2	0	0	1
22	Prenosljive vloge	14.789	2.614	1.853	0	1.566	80	170	32	4	2.950
29	Druge vloge	12.978	2.081	1.074	5	221	42	83	280	443	1.774
3	Dolžniški vrednostni papirji	809	20	741	0	424	5	10	161	141	29
331	Kratkoročni	22	4	17	0	17	0	0	0	0	0
332	Dolgoročni	787	16	724	0	406	5	10	161	141	29
4	Posojila	5.044	200	3.780	1.099	2.566	1	43	50	20	1.004
41	Kratkoročna	880	96	439	0	374	1	37	26	0	310
42	Dolgoročna	4.165	104	3.341	1.099	2.192	0	6	23	20	694
5	Lastniški kapital	8.605	490	1.963	0	305	103	419	1.082	53	4.399
511	Delnice, ki kotirajo	763	70	203	0	21	37	37	90	19	405
512	Delnice, ki ne kotirajo	4.172	274	738	0	171	5	272	289	0	3.003
519	Drug lastniški kapital	1.548	53	199	0	102	11	57	28	0	957
52	Delnice/enote investicijskih skladov	2121	93	823	0	11	50	52	674	34	33
6	Zavarovanja in pokojninske sheme	6.991	408	224	0	37	2	0	185	0	12
61	Rezervacije iz neživljenjskih zavarovanj	1.356	408	224	0	37	2	0	185	0	12
62	Življenjska zavarovanja	2.781	0	0	0	0	0	0	0	0	0
63+64+65	Pokojninske pravice	2.854	0	0	0	0	0	0	0	0	0
7	Izvedeni finančni instrumenti	31	11	20	0	19	0	1	0	0	0
8	Druge obveznosti	551	222	97	1	36	3	21	34	2	110
81	Komercialni krediti in predujmi	208	151	29	1	7	0	4	18	0	3
89	Drugo	343	71	68	0	30	3	17	16	2	106
	Neto finančna sredstva	-6.090	9.848	0	752	-664	645	927	-1.026	-634	196
		Gospodarstvo Slovenije/ *Total economy*	Nefinančne družbe/ *Non-financial corporations*	Finančne družbe/ *Financial corporations*	Centralna banka/ *Central Bank*	Druge denarne finančne institucije/ *Other monetary financial institutions*	Investicijski skladi razen MMF/ *Non-MMF investment funds*	Drugi finančni posredniki razen skladov/ *Other financial intermediaries except funds*	Zavarovalne družbe/ *Insurance corporations*	Pokojninski skladi/ *Pension funds*	Država/ *General government*
		S1	S11	S12	S121	S122+S123	S124	S125+S126 +S127	S128	S129	S13

S.12 - Financial corporations

Non-consolidated financial accounts - outstanding amounts 2014 (end of year) B.1.2.4.

EUR millions

Institutional sectors											
S1311	S1313	S1314	S14	S15	S2	S21	S2111	S2112	S22	Financial Instruments	Code
9.797	666	10	10.028	45	24.115	19.054	16.296	2.759	5.061	**Financial Assets**	F
0	0	0	0	0	348	101	0	101	247	Monetary gold and SDRs	1
61	0	0	0	0	8.389	8.039	7.686	353	350	Currency and deposits	2
0	0	0	0	0	29	8	0	8	20	Currency	21
0	0	0	0	0	3.987	3.763	3.707	56	223	Transferable deposits	22
61	0	0	0	0	4.374	4.267	3.979	288	107	Other deposits	29
8.406	0	0	0	0	9.358	7.990	6.835	1.155	1.368	Debt securities	3
670	0	0	0	0	216	201	176	25	15	Short-term	31
7.735	0	0	0	0	9.142	7.789	6.659	1.130	1.353	Long-term	32
1.207	663	2	9.843	44	2.471	1.161	253	907	1.310	Loans	4
4	15	0	905	6	908	507	38	470	401	Short-term	41
1.203	647	2	8.937	38	1.563	653	215	438	910	Long-term	42
0	0	0	0	0	3.262	1.561	1.376	186	1.700	Equity	5
0	0	0	0	0	1.686	478	343	135	1.208	Listed shares	511
0	0	0	0	0	278	73	46	27	205	Unlisted shares	512
0	0	0	0	0	191	105	94	11	85	Other equity	519
0	0	0	0	0	1.107	906	893	13	201	Investment fund shares/units	52
0	0	0	0	0	31	25	17	8	6	Insurance and pension schemes	6
0	0	0	0	0	31	25	17	8	6	Non-life technical reserves	61
0	0	0	0	0	0	0	0	0	0	Life insurance	62
0	0	0	0	0	0	0	0	0	0	Pension entitlements	63+64+65
5	0	0	0	0	76	74	58	16	1	Financial derivatives	7
118	3	8	185	1	180	104	71	33	76	Other accounts receivable	8
5	3	0	126	1	80	26	9	17	54	Trade credits and advances	81
113	1	8	59	0	100	78	62	16	23	Other	89
9.382	355	539	25.867	339	13.682	12.480	10.405	2.075	1.201	**Liabilities**	
0	0	0	0	0	257	0	0	0	257	Monetary gold and SDRs	1
4.257	348	119	17.593	310	3.497	3.174	3.001	173	323	Currency and deposits	2
0	0	0	2.482	0	1.815	1.815	1.815	0	0	Currency	21
2.727	200	23	7.210	162	374	213	97	116	161	Transferable deposits	22
1.530	147	97	7.901	148	1.308	1.146	1.088	57	163	Other deposits	29
19	0	9	19	0	993	916	603	313	77	Debt securities	3
0	0	0	0	0	0	0	0	0	0	Short-term	31
19	0	9	19	0	993	916	603	313	77	Long-term	32
1.004	0	0	61	0	6.363	6.002	4.736	1.266	361	Loans	4
310	0	0	35	0	211	204	49	155	7	Short-term	41
694	0	0	26	0	6.152	5.798	4.687	1.111	354	Long-term	42
3.994	5	400	1.727	27	2.001	1.950	1.787	163	51	Equity	5
220	0	185	84	1	200	179	63	116	22	Listed shares	511
2.784	4	215	135	21	1.436	1.434	1.430	4	2	Unlisted shares	512
957	0	0	339	0	343	322	285	37	21	Other equity	519
32	1	0	1169	4	21	16	10	6	6	Investment fund shares/units	52
11	1	0	6.345	2	218	133	30	104	84	Insurance and pension schemes	6
11	1	0	710	2	216	132	29	103	84	Non-life technical reserves	61
0	0	0	2.781	0	0	0	0	0	0	Life insurance	62
0	0	0	2.854	0	1	1	0	1	0	Pension entitlements	63+64+65
0	0	0	0	0	162	157	119	38	5	Financial derivatives	7
98	1	10	122	0	190	148	129	19	43	Other accounts payable	8
3	0	0	24	0	104	71	59	12	32	Trade credits and advances	81
95	1	10	98	0	86	76	70	6	10	Other	89
415	311	-529	-15.839	-294	10.433	6.574	5.890	684	3.859	**Net financial assets**	
Centralna država/ *Central government*	Lokalna država/ *Local government*	Skladi socialne varnosti/ *Social security funds*	Gospodinjstva/ *Households*	Nepr.instit., ki opravljajo storitve za gospod./ *Non-profit institutions serving households*	Tujina/ *Rest of the world*	Evropska unija/ *European Union*	Evroobmočje/ *Euro area*	Ostala EU/ *Other EU*	Ostali svet/ Others		
S1311	S1313	S1314	S14	S15	S2	S21	S2111	S2112	S22		

B.1.2.4.

S.122+S.123 - druge denarne finančne institucije

B.1.3.1. Nekonsolidirani finančni računi - stanja 2013 (konec leta)

v mio EUR

B.1.3.1.

Oznaka	Finančni instrumenti	Institucionalni sektorji									
		S1	S11	S12	S121	S122+S123	S124	S125+S126 +S127	S128	S129	S13
F	**Finančna sredstva**	38.344	14.935	7.043	2.390	2.992	30	1.504	112	14	7.378
1	Denarno zlato in PPČ	0	0	0	0	0	0	0	0	0	0
2	Gotovina in vloge	2.661	0	2.661	2.389	271	0	0	0	0	0
21	Gotovina	282	0	282	282	0	0	0	0	0	0
22	Prenosljive vloge	1.526	0	1.526	1.503	23	0	0	0	0	0
29	Druge vloge	853	0	853	605	248	0	0	0	0	0
3	Dolžniški vrednostni papirji	6.167	182	406	0	398	0	0	8	0	5.579
31	Kratkoročni	494	16	54	0	54	0	0	0	0	424
32	Dolgoročni	5.673	166	352	0	344	0	0	8	0	5.155
4	Posojila	28.597	14.226	3.639	0	2.169	6	1.458	6	0	1.776
41	Kratkoročna	5.628	4.128	551	0	0	1	545	5	0	41
42	Dolgoročna	22.968	10.098	3.089	0	2.169	6	913	1	0	1.735
5	Lastniški kapital	660	402	257	0	121	24	37	62	13	0
511	Delnice, ki kotirajo	243	229	14	0	0	0	0	14	0	0
512	Delnice, ki ne kotirajo	303	129	174	0	121	0	1	39	13	0
519	Drug lastniški kapital	101	44	57	0	0	12	36	9	0	0
52	Delnice/enote investicijskih skladov	12	0	12	0	0	12	0	0	0	0
6	Zavarovanja in pokojninske sheme	35	0	35	0	0	0	0	35	0	0
61	Rezervacije iz neživljenjskih zavarovanj	35	0	35	0	0	0	0	35	0	0
62	Življenjska zavarovanja	0	0	0	0	0	0	0	0	0	0
63+64+65	Pokojninske pravice	0	0	0	0	0	0	0	0	0	0
7	Izvedeni finančni instrumenti	62	43	15	0	14	0	1	0	0	4
8	Druge terjatve	163	81	29	1	19	0	8	0	1	19
81	Komercialni krediti in predujmi	9	3	3	0	3	0	0	0	0	1
89	Drugo	154	78	26	1	16	0	8	0	1	18
F	**Obveznosti**	31.369	4.489	8.007	3.682	2.992	104	161	564	504	4.080
1	Denarno zlato in PPČ	0	0	0	0	0	0	0	0	0	0
2	Gotovina in vloge	22.060	4.186	1.555	385	271	96	147	341	315	1.631
21	Gotovina	0	0	0	0	0	0	0	0	0	0
22	Prenosljive vloge	8.852	1.991	233	0	23	49	105	54	1	183
29	Druge vloge	13.208	2.195	1.322	385	248	46	42	287	313	1.447
3	Dolžniški vrednostni papirji	779	27	701	0	398	5	1	168	130	24
331	Kratkoročni	72	6	62	0	54	0	0	8	1	2
332	Dolgoročni	708	21	639	0	344	5	0	161	129	22
4	Posojila	5.616	6	5.546	3.297	2.169	0	1	42	37	64
41	Kratkoročna	0	0	0	0	0	0	0	0	0	0
42	Dolgoročna	5.616	6	5.546	3.297	2.169	0	1	42	37	64
5	Lastniški kapital	2.729	181	164	0	121	3	10	12	18	2.329
511	Delnice, ki kotirajo	0	0	0	0	0	0	0	0	0	0
512	Delnice, ki ne kotirajo	2.693	178	146	0	121	2	10	12	0	2.328
519	Drug lastniški kapital	0	0	0	0	0	0	0	0	0	0
52	Delnice/enote investicijskih skladov	36	3	18	0	0	1	0	0	17	1
6	Zavarovanja in pokojninske sheme	0	0	0	0	0	0	0	0	0	0
61	Rezervacije iz neživljenjskih zavarovanj	0	0	0	0	0	0	0	0	0	0
62	Življenjska zavarovanja	0	0	0	0	0	0	0	0	0	0
63+64+65	Pokojninske pravice	0	0	0	0	0	0	0	0	0	0
7	Izvedeni finančni instrumenti	17	2	15	0	14	0	0	0	0	0
8	Druge obveznosti	167	86	25	0	19	0	2	0	5	32
81	Komercialni krediti in predujmi	30	24	5	0	3	0	1	0	0	0
89	Drugo	138	62	21	0	16	0	1	0	4	32
	Neto finančna sredstva	6.975	10.446	-965	-1.292	0	-74	1.343	-452	-490	3.298
		Gospodarstvo Slovenije/ *Total economy*	Nefinančne družbe/ *Non-financial corporations*	Finančne družbe/ *Financial corporations*	Centralna banka/ *Central Bank*	Druge denarne finančne institucije/ *Other monetary financial institutions*	Investicijski skladi razen MMF/ *Non-MMF investment funds*	Drugi finančni posredniki razen skladov/ *Other financial intermediaries except funds*	Zavarovalne družbe/ *Insurance corporations*	Pokojninski skladi/ *Pension funds*	Država/ *General government*
		S1	S11	S12	S121	S122+S123	S124	S125+S126 +S127	S128	S129	S13

S.122+S.123 - Other monetary financial institutions

Non-consolidated financial accounts - outstanding amounts 2013 (end of year) B.1.3.1.

EUR millions

Institutional sectors											
S1311	S1313	S1314	S14	S15	S2	S21	S2111	S2112	S22	Financial Instruments	Code
6.796	582	0	8.940	48	6.553	4.562	3.253	1.309	1.991	**Financial Assets**	F
0	0	0	0	0	0	0	0	0	0	Monetary gold and SDRs	1
0	0	0	0	0	1.759	1.474	1.379	96	285	Currency and deposits	2
0	0	0	0	0	23	8	0	8	16	Currency	21
0	0	0	0	0	623	480	431	49	143	Transferable deposits	22
0	0	0	0	0	1.112	986	948	39	126	Other deposits	29
5.579	0	0	0	0	1.792	1.759	1.565	194	33	Debt securities	3
424	0	0	0	0	44	44	44	0	0	Short-term	31
5.155	0	0	0	0	1.748	1.715	1.521	194	33	Long-term	32
1.194	582	0	8.907	48	2.625	1.241	246	995	1.384	Loans	4
26	15	0	901	8	871	583	50	533	288	Short-term	41
1.168	568	0	8.006	40	1.754	658	197	462	1.096	Long-term	42
0	0	0	0	0	289	12	7	5	277	Equity	5
0	0	0	0	0	163	2	2	0	162	Listed shares	511
0	0	0	0	0	115	4	4	0	111	Unlisted shares	512
0	0	0	0	0	10	6	1	5	4	Other equity	519
0	0	0	0	0	0	0	0	0	0	Investment fund shares/units	52
0	0	0	0	0	0	0	0	0	0	Insurance and pension schemes	6
0	0	0	0	0	0	0	0	0	0	Non-life technical reserves	61
0	0	0	0	0	0	0	0	0	0	Life insurance	62
0	0	0	0	0	0	0	0	0	0	Pension entitlements	63+64+65
4	0	0	0	0	70	66	51	15	4	Financial derivatives	7
19	0	0	33	0	18	10	6	4	9	Other accounts receivable	8
1	0	0	2	0	2	2	1	0	0	Trade credits and advances	81
18	0	0	31	0	17	8	5	4	8	Other	89
3.701	354	25	14.476	317	8.844	8.087	6.655	1.432	757	**Liabilities**	
0	0	0	0	0	0	0	0	0	0	Monetary gold and SDRs	1
1.270	350	11	14.390	299	1.793	1.527	1.292	235	266	Currency and deposits	2
0	0	0	0	0	0	0	0	0	0	Currency	21
23	159	1	6.299	145	373	239	65	174	133	Transferable deposits	22
1.247	190	10	8.090	153	1.420	1.287	1.227	61	132	Other deposits	29
17	0	7	27	0	888	805	665	139	83	Debt securities	3
2	0	0	1	0	55	55	40	15	0	Short-term	31
15	0	7	26	0	833	750	626	124	83	Long-term	32
64	0	0	0	0	4.811	4.414	3.385	1.028	397	Loans	4
0	0	0	0	0	0	0	0	0	0	Short-term	41
64	0	0	0	0	4.811	4.414	3.385	1.028	397	Long-term	42
2.325	4	0	36	18	1.173	1.172	1.172	0	1	Equity	5
0	0	0	0	0	0	0	0	0	0	Listed shares	511
2.324	4	0	23	18	1.173	1.172	1.172	0	1	Unlisted shares	512
0	0	0	0	0	0	0	0	0	0	Other equity	519
1	0	0	14	0	0	0	0	0	0	Investment fund shares/units	52
0	0	0	0	0	0	0	0	0	0	Insurance and pension schemes	6
0	0	0	0	0	0	0	0	0	0	Non-life technical reserves	61
0	0	0	0	0	0	0	0	0	0	Life insurance	62
0	0	0	0	0	0	0	0	0	0	Pension entitlements	63+64+65
0	0	0	0	0	146	137	109	27	9	Financial derivatives	7
26	1	6	24	0	33	33	31	2	0	Other accounts payable	8
0	0	0	1	0	3	3	2	1	0	Trade credits and advances	81
25	1	6	23	0	30	30	29	1	0	Other	89
3.095	228	-24	-5.536	-269	-2.291	-3.525	-3.402	-123	1.234	**Net financial assets**	
Centralna država/ *Central government*	Lokalna država/ *Local government*	Skladi socialne varnosti/ *Social security funds*	Gospodinjstva/ *Households*	Nepr.instit., ki opravljajo storitve za gospod./ *Non-profit institutions serving households*	Tujina/ *Rest of the world*	Evropska unija/ *European Union*	Evroobmočje/ *Euro area*	Ostala EU/ *Other EU*	Ostali svet/ Others		
S1311	S1313	S1314	S14	S15	S2	S21	S2111	S2112	S22		

B.1.3.1.

S.122+S.123 - druge denarne finančne institucije

B.1.3.2. Nekonsolidirani finančni računi - transakcije 2014

v mio EUR

B.1.3.2.

Oznaka	Finančni instrumenti	Institucionalni sektorji									
		S1	S11	S12	S121	S122+S123	S124	S125+S126 +S127	S128	S129	S13
F	**Finančna sredstva**	-2.964	-1.812	-1.578	-571	-742	-20	-234	-12	0	556
1	Denarno zlato in PPČ	0	0	0	0	0	0	0	0	0	0
2	Gotovina in vloge	-580	0	-580	-571	-9	0	0	0	0	0
21	Gotovina	11	0	11	11	0	0	0	0	0	0
22	Prenosljive vloge	40	0	40	23	17	0	0	0	0	0
29	Druge vloge	-630	0	-630	-605	-26	0	0	0	0	0
3	Dolžniški vrednostni papirji	449	6	-28	0	-27	0	4	-5	0	471
31	Kratkoročni	83	-5	-36	0	-36	0	0	0	0	124
32	Dolgoročni	366	11	8	0	10	0	4	-5	0	347
4	Posojila	-2.786	-1.681	-1.000	0	-700	-12	-282	-6	0	24
41	Kratkoročna	-1.282	-1.189	-44	0	0	-4	-35	-5	0	-20
42	Dolgoročna	-1.504	-493	-956	0	-700	-8	-248	-1	0	44
5	Lastniški kapital	-108	-141	34	0	0	-8	45	-3	0	0
511	Delnice, ki kotirajo	-233	-230	-3	0	0	0	0	-3	0	0
512	Delnice, ki ne kotirajo	19	19	-1	0	0	0	-1	0	0	0
519	Drug lastniški kapital	111	69	42	0	0	-3	45	0	0	0
52	Delnice/enote investicijskih skladov	-4	0	-4	0	0	-4	0	0	0	0
6	Zavarovanja in pokojninske sheme	2	0	2	0	0	0	0	2	0	0
61	Rezervacije iz neživljenjskih zavarovanj	2	0	2	0	0	0	0	2	0	0
62	Življenjska zavarovanja	0	0	0	0	0	0	0	0	0	0
63+64+65	Pokojninske pravice	0	0	0	0	0	0	0	0	0	0
7	Izvedeni finančni instrumenti	-26	-21	-3	0	-3	0	-1	0	0	-2
8	Druge terjatve	85	26	-3	-1	-3	0	1	0	0	63
81	Komercialni krediti in predujmi	4	0	3	0	2	0	1	0	0	1
89	Drugo	81	26	-5	-1	-5	0	0	0	0	62
F	**Obveznosti**	-1.306	470	-3.264	-2.576	-742	23	9	-87	109	758
1	Denarno zlato in PPČ	0	0	0	0	0	0	0	0	0	0
2	Gotovina in vloge	1.232	507	-246	-380	-9	29	14	-40	140	236
21	Gotovina	0	0	0	0	0	0	0	0	0	0
22	Prenosljive vloge	1.667	646	37	0	17	27	2	-12	2	34
29	Druge vloge	-435	-139	-283	-380	-26	2	12	-29	137	202
3	Dolžniški vrednostni papirji	-95	-17	-57	0	-27	-1	-1	-14	-14	-8
331	Kratkoročni	-54	-6	-45	0	-36	0	0	-6	-3	-2
332	Dolgoročni	-41	-11	-12	0	10	-1	0	-8	-12	-6
4	Posojila	-2.498	-3	-2.936	-2.198	-700	0	0	-22	-17	441
41	Kratkoročna	0	0	0	0	0	0	0	0	0	0
42	Dolgoročna	-2.498	-3	-2.936	-2.198	-700	0	0	-22	-17	441
5	Lastniški kapital	87	4	-11	0	0	0	-1	-10	0	81
511	Delnice, ki kotirajo	0	0	0	0	0	0	0	0	0	0
512	Delnice, ki ne kotirajo	87	1	-1	0	0	0	-1	0	0	81
519	Drug lastniški kapital	0	0	0	0	0	0	0	0	0	0
52	Delnice/enote investicijskih skladov	0	4	-10	0	0	0	0	-10	0	-1
6	Zavarovanja in pokojninske sheme	0	0	0	0	0	0	0	0	0	0
61	Rezervacije iz neživljenjskih zavarovanj	0	0	0	0	0	0	0	0	0	0
62	Življenjska zavarovanja	0	0	0	0	0	0	0	0	0	0
63+64+65	Pokojninske pravice	0	0	0	0	0	0	0	0	0	0
7	Izvedeni finančni instrumenti	-23	-21	-2	0	-3	0	1	0	0	0
8	Druge obveznosti	-8	0	-12	1	-3	-5	-4	0	0	8
81	Komercialni krediti in predujmi	1	-6	4	1	2	0	0	1	0	0
89	Drugo	-9	6	-15	0	-5	-5	-4	-1	0	8
	Neto finančne transakcije	-1.658	-2.282	1.686	2.005	0	-43	-242	75	-109	-202
		Gospodarstvo Slovenije/ *Total economy*	Nefinančne družbe/ *Non-financial corporations*	Finančne družbe/ *Financial corporations*	Centralna banka/ *Central Bank*	Druge denarne finančne institucije/ *Other monetary financial institutions*	Investicijski skladi razen MMF/ *Non-MMF investment funds*	Drugi finančni posredniki razen skladov/ *Other financial intermediaries except funds*	Zavarovalne družbe/ *Insurance corporations*	Pokojninski skladi/ *Pension funds*	Država/ *General government*
		S1	S11	S12	S121	S122+S123	S124	S125+S126 +S127	S128	S129	S13

S.122+S.123 - Other monetary financial institutions

Non-consolidated financial accounts - transactions 2014 B.1.3.2.

EUR millions

Institutional sectors											
S1311	S1313	S1314	S14	S15	S2	S21	S2111	S2112	S22	Financial Instruments	Code
508	48	0	-121	-8	1.470	1.622	1.548	74	-152	**Financial Assets**	F
0	0	0	0	0	0	0	0	0	0	Monetary gold and SDRs	1
0	0	0	0	0	1.109	1.183	1.110	73	-74	Currency and deposits	2
0	0	0	0	0	4	1	0	1	4	Currency	21
0	0	0	0	0	802	853	847	6	-51	Transferable deposits	22
0	0	0	0	0	303	329	262	67	-26	Other deposits	29
471	0	0	0	0	600	585	505	80	14	Debt securities	3
124	0	0	0	0	81	81	56	25	0	Short-term	31
347	0	0	0	0	519	505	449	56	14	Long-term	32
-24	48	0	-121	-8	-249	-113	-29	-85	-136	Loans	4
-20	1	0	-28	-2	-30	-64	-17	-47	34	Short-term	41
-3	47	0	-93	-5	-219	-49	-11	-38	-170	Long-term	42
0	0	0	0	0	44	1	-2	3	43	Equity	5
0	0	0	0	0	7	-1	-1	0	8	Listed shares	511
0	0	0	0	0	0	0	0	0	0	Unlisted shares	512
0	0	0	0	0	37	2	-1	3	35	Other equity	519
0	0	0	0	0	0	0	0	0	0	Investment fund shares/units	52
0	0	0	0	0	0	0	0	0	0	Insurance and pension schemes	6
0	0	0	0	0	0	0	0	0	0	Non-life technical reserves	61
0	0	0	0	0	0	0	0	0	0	Life insurance	62
0	0	0	0	0	0	0	0	0	0	Pension entitlements	63+64+65
-2	0	0	0	0	-32	-32	-34	1	0	Financial derivatives	7
63	0	0	-1	0	-1	-1	-2	1	0	Other accounts receivable	8
1	0	0	0	0	3	3	-1	4	0	Trade credits and advances	81
62	0	0	-1	0	-4	-4	-1	-3	0	Other	89
683	-31	107	714	16	-902	-843	-1.012	169	-59	**Liabilities**	
0	0	0	0	0	0	0	0	0	0	Monetary gold and SDRs	1
159	-31	108	720	15	-140	-196	-123	-73	56	Currency and deposits	2
0	0	0	0	0	0	0	0	0	0	Currency	21
1	14	18	925	26	0	-27	32	-59	27	Transferable deposits	22
158	-45	90	-205	-10	-140	-169	-155	-14	30	Other deposits	29
-7	0	-1	-13	0	109	110	-76	186	-2	Debt securities	3
-2	0	0	-1	0	-55	-55	-40	-15	0	Short-term	31
-5	0	-1	-12	0	164	165	-36	201	-2	Long-term	32
441	0	0	0	0	-870	-755	-814	58	-115	Loans	4
0	0	0	0	0	0	0	0	0	0	Short-term	41
441	0	0	0	0	-870	-755	-814	58	-115	Long-term	42
81	0	0	12	1	27	26	26	0	1	Equity	5
0	0	0	0	0	0	0	0	0	0	Listed shares	511
81	0	0	5	1	27	26	26	0	1	Unlisted shares	512
0	0	0	0	0	0	0	0	0	0	Other equity	519
-1	0	0	7	0	0	0	0	0	0	Investment fund shares/units	52
0	0	0	0	0	0	0	0	0	0	Insurance and pension schemes	6
0	0	0	0	0	0	0	0	0	0	Non-life technical reserves	61
0	0	0	0	0	0	0	0	0	0	Life insurance	62
0	0	0	0	0	0	0	0	0	0	Pension entitlements	63+64+65
0	0	0	0	0	-27	-27	-26	-1	0	Financial derivatives	7
9	0	0	-5	0	-2	-2	0	-2	0	Other accounts payable	8
0	0	0	3	0	2	2	1	0	0	Trade credits and advances	81
8	0	0	-8	0	-3	-3	-1	-2	0	Other	89
-174	79	-107	-835	-24	2.372	2.466	2.560	-95	-93	**Net financial transactions**	
Centralna država/ *Central government*	Lokalna država/ *Local government*	Skladi socialne varnosti/ *Social security funds*	Gospodinjstva/ *Households*	Nepr.instit., ki opravljajo storitve za gospod./ *Non-profit institutions serving households*	Tujina/ *Rest of the world*	Evropska unija/ *European Union*	Evroobmočje/ *Euro area*	Ostala EU/ *Other EU*	Ostali svet/ Others		
S1311	S1313	S1314	S14	S15	S2	S21	S2111	S2112	S22		

B.1.3.2.

S.122+S.123 - druge denarne finančne institucije

B.1.3.3. Nekonsolidirani finančni računi - vrednostne spremembe 2014

v mio EUR

B.1.3.3.

Oznaka	Finančni instrumenti	Institucionalni sektorji									
		S1	S11	S12	S121	S122+S123	S124	S125+S126 +S127	S128	S129	S13
F	**Finančna sredstva**	-1.006	-1.205	3	0	17	12	-35	11	-1	225
1	Denarno zlato in PPČ	0	0	0	0	0	0	0	0	0	0
2	Gotovina in vloge	-1	0	-1	0	-1	0	0	0	0	0
21	Gotovina	0	0	0	0	0	0	0	0	0	0
22	Prenosljive vloge	0	0	0	0	0	0	0	0	0	0
29	Druge vloge	-1	0	-1	0	-1	0	0	0	0	0
3	Dolžniški vrednostni papirji	250	-12	45	0	9	0	36	0	0	217
31	Kratkoročni	-3	0	0	0	0	0	0	0	0	-3
32	Dolgoročni	253	-12	45	0	9	0	36	0	0	220
4	Posojila	-1.285	-1.186	-73	0	2	8	-83	0	0	2
41	Kratkoročna	-633	-482	-132	0	0	5	-137	0	0	-2
42	Dolgoročna	-653	-704	59	0	2	3	55	0	0	3
5	Lastniški kapital	20	6	15	0	-10	3	11	10	0	0
511	Delnice, ki kotirajo	99	90	10	0	0	0	0	9	0	0
512	Delnice, ki ne kotirajo	-50	-48	-2	0	-11	0	0	9	0	0
519	Drug lastniški kapital	-33	-36	3	0	0	0	11	-8	0	0
52	Delnice/enote investicijskih skladov	4	0	4	0	0	4	0	0	0	0
6	Zavarovanja in pokojninske sheme	0	0	0	0	0	0	0	0	0	0
61	Rezervacije iz neživljenjskih zavarovanj	0	0	0	0	0	0	0	0	0	0
62	Življenjska zavarovanja	0	0	0	0	0	0	0	0	0	0
63+64+65	Pokojninske pravice	0	0	0	0	0	0	0	0	0	0
7	Izvedeni finančni instrumenti	26	15	7	0	7	0	1	0	0	4
8	Druge terjatve	-16	-27	10	0	10	1	0	0	-1	2
81	Komercialni krediti in predujmi	0	-1	1	0	0	0	1	0	0	0
89	Drugo	-16	-27	9	0	9	1	0	0	-1	2
F	**Obveznosti**	423	-19	60	0	17	-1	61	2	-18	374
1	Denarno zlato in PPČ	0	0	0	0	0	0	0	0	0	0
2	Gotovina in vloge	54	2	55	0	-1	-3	55	12	-7	-1
21	Gotovina	0	0	0	0	0	0	0	0	0	0
22	Prenosljive vloge	-21	-23	22	0	0	3	29	-10	0	3
29	Druge vloge	75	25	33	0	-1	-6	26	22	-8	-4
3	Dolžniški vrednostni papirji	-7	1	-8	0	9	-1	0	-26	9	0
331	Kratkoročni	0	0	0	0	0	0	0	-2	2	0
332	Dolgoročni	-7	1	-8	0	9	-1	0	-24	8	0
4	Posojila	3	0	3	0	2	0	0	1	0	0
41	Kratkoročna	0	0	0	0	0	0	0	0	0	0
42	Dolgoročna	3	0	3	0	2	0	0	1	0	0
5	Lastniški kapital	347	-17	-13	0	-10	-2	0	13	-15	374
511	Delnice, ki kotirajo	0	0	0	0	0	0	0	0	0	0
512	Delnice, ki ne kotirajo	346	-17	-14	0	-11	-2	1	-2	0	374
519	Drug lastniški kapital	0	0	0	0	0	0	0	0	0	0
52	Delnice/enote investicijskih skladov	1	0	0	0	0	0	0	15	-15	0
6	Zavarovanja in pokojninske sheme	0	0	0	0	0	0	0	0	0	0
61	Rezervacije iz neživljenjskih zavarovanj	0	0	0	0	0	0	0	0	0	0
62	Življenjska zavarovanja	0	0	0	0	0	0	0	0	0	0
63+64+65	Pokojninske pravice	0	0	0	0	0	0	0	0	0	0
7	Izvedeni finančni instrumenti	37	30	7	0	7	0	0	0	0	0
8	Druge obveznosti	-11	-35	17	0	10	5	5	2	-4	2
81	Komercialni krediti in predujmi	0	3	0	0	0	0	0	0	0	0
89	Drugo	-11	-38	17	0	9	5	5	2	-4	2
	Neto vrednostne spremembe	-1.429	-1.186	-57	0	0	13	-96	9	17	-149
		Gospodarstvo Slovenije/ *Total economy*	Nefinančne družbe/ *Non-financial corporations*	Finančne družbe/ *Financial corporations*	Centralna banka/ *Central Bank*	Druge denarne finančne institucije/ *Other monetary financial institutions*	Investicijski skladi razen MMF/ *Non-MMF investment funds*	Drugi finančni posredniki razen skladov/ *Other financial intermediaries except funds*	Zavarovalne družbe/ *Insurance corporations*	Pokojninski skladi/ *Pension funds*	Država/ *General government*
		S1	S11	S12	S121	S122+S123	S124	S125+S126 +S127	S128	S129	S13

S.122+S.123 - Other monetary financial institutions

Non-consolidated financial accounts - revaluation changes 2014 B.1.3.3.

EUR millions

Institutional sectors											
S1311	S1313	S1314	S14	S15	S2	S21	S2111	S2112	S22	Financial Instruments	Code
225	0	0	-29	-1	-77	21	77	-56	-98	**Financial Assets**	F
0	0	0	0	0	0	0	0	0	0	Monetary gold and SDRs	1
0	0	0	0	0	37	31	28	3	6	Currency and deposits	2
0	0	0	0	0	1	0	0	0	1	Currency	21
0	0	0	0	0	11	9	8	1	2	Transferable deposits	22
0	0	0	0	0	25	22	20	1	3	Other deposits	29
217	0	0	0	0	30	29	46	-16	1	Debt securities	3
-3	0	0	0	0	36	36	36	0	0	Short-term	31
220	0	0	0	0	-6	-7	10	-16	1	Long-term	32
2	0	0	-28	-1	-159	-75	-38	-37	-83	Loans	4
-2	0	0	-16	0	-41	-33	-16	-17	-8	Short-term	41
4	0	0	-11	0	-118	-43	-22	-20	-76	Long-term	42
0	0	0	0	0	-16	3	5	-2	-19	Equity	5
0	0	0	0	0	-2	0	0	0	-3	Listed shares	511
0	0	0	0	0	2	5	5	0	-3	Unlisted shares	512
0	0	0	0	0	-15	-2	0	-2	-13	Other equity	519
0	0	0	0	0	0	0	0	0	0	Investment fund shares/units	52
0	0	0	0	0	0	0	0	0	0	Insurance and pension schemes	6
0	0	0	0	0	0	0	0	0	0	Non-life technical reserves	61
0	0	0	0	0	0	0	0	0	0	Life insurance	62
0	0	0	0	0	0	0	0	0	0	Pension entitlements	63+64+65
4	0	0	0	0	31	34	34	0	-3	Financial derivatives	7
2	0	0	-1	0	-1	-1	2	-3	0	Other accounts receivable	8
0	0	0	0	0	-4	-4	0	-4	0	Trade credits and advances	81
2	0	0	-1	0	3	3	2	1	0	Other	89
372	1	1	8	-2	128	134	126	8	-6	**Liabilities**	
0	0	0	0	0	0	0	0	0	0	Monetary gold and SDRs	1
-3	1	1	2	-4	10	9	8	2	1	Currency and deposits	2
0	0	0	0	0	0	0	0	0	0	Currency	21
1	-1	3	-14	-9	0	0	-1	1	1	Transferable deposits	22
-4	2	-2	16	5	9	9	8	1	0	Other deposits	29
0	0	0	0	0	-8	-2	12	-13	-6	Debt securities	3
0	0	0	0	0	0	0	0	0	0	Short-term	31
0	0	0	0	0	-8	-1	12	-13	-6	Long-term	32
0	0	0	0	0	10	7	2	5	3	Loans	4
0	0	0	0	0	0	0	0	0	0	Short-term	41
0	0	0	0	0	10	7	2	5	3	Long-term	42
374	0	0	1	2	72	73	73	0	-1	Equity	5
0	0	0	0	0	0	0	0	0	0	Listed shares	511
374	0	0	1	2	72	73	73	0	-1	Unlisted shares	512
0	0	0	0	0	0	0	0	0	0	Other equity	519
0	0	0	0	0	0	0	0	0	0	Investment fund shares/units	52
0	0	0	0	0	0	0	0	0	0	Insurance and pension schemes	6
0	0	0	0	0	0	0	0	0	0	Non-life technical reserves	61
0	0	0	0	0	0	0	0	0	0	Life insurance	62
0	0	0	0	0	0	0	0	0	0	Pension entitlements	63+64+65
0	0	0	0	0	36	40	29	11	-4	Financial derivatives	7
2	0	0	6	0	8	6	2	4	1	Other accounts payable	8
0	0	0	-3	0	0	0	-1	0	0	Trade credits and advances	81
2	0	0	9	0	8	7	3	4	1	Other	89
-147	-1	-1	-37	1	-205	-113	-49	-64	-92	**Net revaluation changes**	
Centralna država/ *Central government*	Lokalna država/ *Local government*	Skladi socialne varnosti/ *Social security funds*	Gospodinjstva/ *Households*	Nepr.instit., ki opravljajo storitve za gospod./ *Non-profit institutions serving households*	Tujina/ *Rest of the world*	Evropska unija/ *European Union*	Evroobmočje/ *Euro area*	Ostala EU/ *Other EU*	Ostali svet/ Others		
S1311	S1313	S1314	S14	S15	S2	S21	S2111	S2112	S22		

B.1.3.3.

S.122+S.123 - druge denarne finančne institucije

B.1.3.4. Nekonsolidirani finančni računi - stanja 2014 (konec leta)

v mio EUR

B.1.3.4.

Oznaka	Finančni instrumenti	Institucionalni sektorji									
		S1	S11	S12	S121	S122+S123	S124	S125+S126 +S127	S128	S129	S13
F	**Finančna sredstva**	34.375	11.918	5.468	1.819	2.267	22	1.235	111	14	8.159
1	Denarno zlato in PPČ	0	0	0	0	0	0	0	0	0	0
2	Gotovina in vloge	2.080	0	2.080	1.819	261	0	0	0	0	0
21	Gotovina	292	0	292	292	0	0	0	0	0	0
22	Prenosljive vloge	1.566	0	1.566	1.526	40	0	0	0	0	0
29	Druge vloge	221	0	221	0	221	0	0	0	0	0
3	Dolžniški vrednostni papirji	6.867	176	424	0	380	0	39	4	0	6.268
31	Kratkoročni	574	11	17	0	17	0	0	0	0	545
32	Dolgoročni	6.293	165	406	0	363	0	39	4	0	5.723
4	Posojila	24.525	11.359	2.566	0	1.472	2	1.093	0	0	1.802
41	Kratkoročna	3.714	2.458	374	0	0	1	373	0	0	19
42	Dolgoročna	20.811	8.902	2.192	0	1.472	0	720	0	0	1.782
5	Lastniški kapital	572	267	305	0	110	19	93	69	14	0
511	Delnice, ki kotirajo	110	89	21	0	0	0	0	20	0	0
512	Delnice, ki ne kotirajo	272	100	171	0	110	0	0	47	14	0
519	Drug lastniški kapital	180	77	102	0	0	9	92	2	0	0
52	Delnice/enote investicijskih skladov	11	0	11	0	0	11	0	0	0	0
6	Zavarovanja in pokojninske sheme	37	0	37	0	0	0	0	37	0	0
61	Rezervacije iz neživljenjskih zavarovanj	37	0	37	0	0	0	0	37	0	0
62	Življenjska zavarovanja	0	0	0	0	0	0	0	0	0	0
63+64+65	Pokojninske pravice	0	0	0	0	0	0	0	0	0	0
7	Izvedeni finančni instrumenti	62	37	19	0	18	0	1	0	0	5
8	Druge terjatve	231	79	36	0	25	1	10	1	0	84
81	Komercialni krediti in predujmi	13	2	7	0	5	0	1	0	0	2
89	Drugo	218	77	30	0	20	1	8	0	0	83
F	**Obveznosti**	30.486	4.939	4.804	1.105	2.267	126	231	479	595	5.213
1	Denarno zlato in PPČ	0	0	0	0	0	0	0	0	0	0
2	Gotovina in vloge	23.346	4.695	1.364	5	261	122	216	312	447	1.865
21	Gotovina	0	0	0	0	0	0	0	0	0	0
22	Prenosljive vloge	10.498	2.614	291	0	40	80	135	32	4	220
29	Druge vloge	12.848	2.081	1.073	5	221	42	81	280	443	1.645
3	Dolžniški vrednostni papirji	677	11	636	0	380	3	0	128	125	16
331	Kratkoročni	17	0	17	0	17	0	0	0	0	0
332	Dolgoročni	660	11	619	0	363	3	0	128	125	16
4	Posojila	3.122	3	2.614	1.099	1.472	0	1	22	20	505
41	Kratkoročna	0	0	0	0	0	0	0	0	0	0
42	Dolgoročna	3.122	3	2.614	1.099	1.472	0	1	22	20	505
5	Lastniški kapital	3.162	169	140	0	110	2	9	16	3	2.784
511	Delnice, ki kotirajo	0	0	0	0	0	0	0	0	0	0
512	Delnice, ki ne kotirajo	3.126	161	131	0	110	1	9	11	0	2.784
519	Drug lastniški kapital	0	0	0	0	0	0	0	0	0	0
52	Delnice/enote investicijskih skladov	37	7	9	0	0	1	0	5	3	0
6	Zavarovanja in pokojninske sheme	0	0	0	0	0	0	0	0	0	0
61	Rezervacije iz neživljenjskih zavarovanj	0	0	0	0	0	0	0	0	0	0
62	Življenjska zavarovanja	0	0	0	0	0	0	0	0	0	0
63+64+65	Pokojninske pravice	0	0	0	0	0	0	0	0	0	0
7	Izvedeni finančni instrumenti	31	11	19	0	18	0	1	0	0	0
8	Druge obveznosti	148	50	31	1	25	0	3	1	0	43
81	Komercialni krediti in predujmi	31	21	8	1	5	0	2	1	0	1
89	Drugo	118	30	22	0	20	0	2	1	0	42
	Neto finančna sredstva	3.888	6.979	664	713	0	-104	1.005	-368	-581	2.946
		Gospodarstvo Slovenije/ *Total economy*	Nefinančne družbe/ *Non-financial corporations*	Finančne družbe/ *Financial corporations*	Centralna banka/ *Central Bank*	Druge denarne finančne institucije/ *Other monetary financial institutions*	Investicijski skladi razen MMF/ *Non-MMF investment funds*	Drugi finančni posredniki razen skladov/ *Other financial intermediaries except funds*	Zavarovalne družbe/ *Insurance corporations*	Pokojninski skladi/ *Pension funds*	Država/ *General government*
		S1	S11	S12	S121	S122+S123	S124	S125+S126 +S127	S128	S129	S13

S.122+S.123 - Other monetary financial institutions

Non-consolidated financial accounts - outstanding amounts 2014 (end of year) B.1.3.4.

EUR millions

Institutional sectors											
S1311	S1313	S1314	S14	S15	S2	S21	S2111	S2112	S22	Financial Instruments	Code
7.529	630	0	8.789	40	7.947	6.205	4.879	1.327	1.741	**Financial Assets**	F
0	0	0	0	0	0	0	0	0	0	Monetary gold and SDRs	1
0	0	0	0	0	2.905	2.688	2.516	172	217	Currency and deposits	2
0	0	0	0	0	29	8	0	8	20	Currency	21
0	0	0	0	0	1.436	1.342	1.286	56	94	Transferable deposits	22
0	0	0	0	0	1.440	1.337	1.230	107	103	Other deposits	29
6.268	0	0	0	0	2.422	2.374	2.116	258	48	Debt securities	3
545	0	0	0	0	161	161	136	25	0	Short-term	31
5.723	0	0	0	0	2.261	2.213	1.980	233	48	Long-term	32
1.172	630	0	8.758	40	2.217	1.052	180	873	1.165	Loans	4
4	15	0	857	6	800	486	17	469	314	Short-term	41
1.168	615	0	7.901	34	1.417	567	163	404	851	Long-term	42
0	0	0	0	0	317	16	10	6	301	Equity	5
0	0	0	0	0	168	1	1	0	167	Listed shares	511
0	0	0	0	0	117	9	9	0	108	Unlisted shares	512
0	0	0	0	0	32	6	0	5	26	Other equity	519
0	0	0	0	0	0	0	0	0	0	Investment fund shares/units	52
0	0	0	0	0	0	0	0	0	0	Insurance and pension schemes	6
0	0	0	0	0	0	0	0	0	0	Non-life technical reserves	61
0	0	0	0	0	0	0	0	0	0	Life insurance	62
0	0	0	0	0	0	0	0	0	0	Pension entitlements	63+64+65
5	0	0	0	0	69	68	52	16	1	Financial derivatives	7
84	0	0	31	0	17	8	6	2	9	Other accounts receivable	8
2	0	0	2	0	1	1	0	0	0	Trade credits and advances	81
82	0	0	29	0	16	8	6	2	9	Other	89
4.756	325	132	15.199	332	8.070	7.378	5.769	1.609	692	**Liabilities**	
0	0	0	0	0	0	0	0	0	0	Monetary gold and SDRs	1
1.426	320	119	15.111	310	1.663	1.339	1.176	163	323	Currency and deposits	2
0	0	0	0	0	0	0	0	0	0	Currency	21
25	173	23	7.210	162	373	212	96	116	161	Transferable deposits	22
1.401	147	97	7.901	148	1.290	1.127	1.080	47	162	Other deposits	29
10	0	7	14	0	989	914	602	312	75	Debt securities	3
0	0	0	0	0	0	0	0	0	0	Short-term	31
10	0	7	14	0	989	914	602	312	75	Long-term	32
505	0	0	0	0	3.951	3.665	2.574	1.091	286	Loans	4
0	0	0	0	0	0	0	0	0	0	Short-term	41
505	0	0	0	0	3.951	3.665	2.574	1.091	286	Long-term	42
2.780	4	0	49	21	1.273	1.272	1.272	0	1	Equity	5
0	0	0	0	0	0	0	0	0	0	Listed shares	511
2.780	4	0	29	21	1.273	1.272	1.272	0	1	Unlisted shares	512
0	0	0	0	0	0	0	0	0	0	Other equity	519
0	0	0	21	0	0	0	0	0	0	Investment fund shares/units	52
0	0	0	0	0	0	0	0	0	0	Insurance and pension schemes	6
0	0	0	0	0	0	0	0	0	0	Non-life technical reserves	61
0	0	0	0	0	0	0	0	0	0	Life insurance	62
0	0	0	0	0	0	0	0	0	0	Pension entitlements	63+64+65
0	0	0	0	0	155	150	113	38	5	Financial derivatives	7
36	1	6	24	0	39	38	33	5	1	Other accounts payable	8
1	0	0	1	0	4	4	3	1	0	Trade credits and advances	81
35	1	6	24	0	35	33	30	3	1	Other	89
2.773	306	-132	-6.409	-292	-123	-1.173	-891	-282	1.049	**Net financial assets**	
Centralna država/ *Central government*	Lokalna država/ *Local government*	Skladi socialne varnosti/ *Social security funds*	Gospodinjstva/ *Households*	Nepr.instit., ki opravljajo storitve za gospod./ *Non-profit institutions serving households*	Tujina/ *Rest of the world*	Evropska unija/ *European Union*	Evroobmočje/ *Euro area*	Ostala EU/ *Other EU*	Ostali svet/ Others		
S1311	S1313	S1314	S14	S15	S2	S21	S2111	S2112	S22		

B.1.3.4.

S.124+S.125+S.126+S.127 - drugi finančni posredniki

B.1.4.1. Nekonsolidirani finančni računi - stanja 2013 (konec leta)

v mio EUR

B.1.4.1.

Oznaka	Finančni instrumenti	Institucionalni sektorji									
		S1	S11	S12	S121	S122+S123	S124	S125+S126 +S127	S128	S129	S13
F	**Finančna sredstva**	4.696	3.010	436	18	265	72	54	28	0	163
1	Denarno zlato in PPČ	0	0	0	0	0	0	0	0	0	0
2	Gotovina in vloge	264	0	261	18	243	0	0	0	0	3
21	Gotovina	2	0	2	2	0	0	0	0	0	0
22	Prenosljive vloge	169	0	169	15	154	0	0	0	0	0
29	Druge vloge	94	0	91	2	89	0	0	0	0	3
3	Dolžniški vrednostni papirji	65	24	6	0	5	0	1	0	0	35
31	Kratkoročni	10	7	0	0	0	0	0	0	0	2
32	Dolgoročni	55	16	6	0	5	0	1	0	0	32
4	Posojila	3.279	2.122	11	0	1	0	10	0	0	85
41	Kratkoročna	239	210	7	0	0	0	7	0	0	0
42	Dolgoročna	3.040	1.912	4	0	1	0	3	0	0	85
5	Lastniški kapital	806	663	144	0	13	69	38	24	0	0
511	Delnice, ki kotirajo	259	231	27	0	0	0	4	24	0	0
512	Delnice, ki ne kotirajo	384	349	35	0	12	0	23	0	0	0
519	Drug lastniški kapital	104	82	22	0	0	11	11	0	0	0
52	Delnice/enote investicijskih skladov	59	0	59	0	1	58	0	0	0	0
6	Zavarovanja in pokojninske sheme	1	0	1	0	0	0	0	1	0	0
61	Rezervacije iz neživljenjskih zavarovanj	1	0	1	0	0	0	0	1	0	0
62	Življenjska zavarovanja	0	0	0	0	0	0	0	0	0	0
63+64+65	Pokojninske pravice	0	0	0	0	0	0	0	0	0	0
7	Izvedeni finančni instrumenti	0	0	0	0	0	0	0	0	0	0
8	Druge terjatve	279	202	12	0	2	3	5	3	0	41
81	Komercialni krediti in predujmi	148	118	3	0	1	0	1	1	0	12
89	Drugo	131	84	9	0	1	3	4	2	0	29
F	**Obveznosti**	4.206	445	2.383	0	1.534	57	68	685	39	297
1	Denarno zlato in PPČ	0	0	0	0	0	0	0	0	0	0
2	Gotovina in vloge	0	0	0	0	0	0	0	0	0	0
21	Gotovina	0	0	0	0	0	0	0	0	0	0
22	Prenosljive vloge	0	0	0	0	0	0	0	0	0	0
29	Druge vloge	0	0	0	0	0	0	0	0	0	0
3	Dolžniški vrednostni papirji	3	1	1	0	0	0	1	0	0	0
331	Kratkoročni	1	0	0	0	0	0	0	0	0	0
332	Dolgoročni	2	0	1	0	0	0	1	0	0	0
4	Posojila	1.850	99	1.477	0	1.464	0	10	2	0	237
41	Kratkoročna	780	86	552	0	545	0	7	0	0	120
42	Dolgoročna	1.071	14	924	0	919	0	3	2	0	117
5	Lastniški kapital	2.171	228	885	0	61	55	52	680	38	36
511	Delnice, ki kotirajo	69	5	56	0	0	0	4	52	0	0
512	Delnice, ki ne kotirajo	158	109	24	0	1	1	22	0	1	2
519	Drug lastniški kapital	169	25	94	0	48	10	12	24	0	5
52	Delnice/enote investicijskih skladov	1.775	88	710	0	12	44	14	604	37	29
6	Zavarovanja in pokojninske sheme	0	0	0	0	0	0	0	0	0	0
61	Rezervacije iz neživljenjskih zavarovanj	0	0	0	0	0	0	0	0	0	0
62	Življenjska zavarovanja	0	0	0	0	0	0	0	0	0	0
63+64+65	Pokojninske pravice	0	0	0	0	0	0	0	0	0	0
7	Izvedeni finančni instrumenti	1	0	1	0	1	0	0	0	0	0
8	Druge obveznosti	182	118	20	0	8	2	5	3	1	24
81	Komercialni krediti in predujmi	104	90	3	0	0	0	1	2	0	5
89	Drugo	77	28	17	0	8	2	4	1	1	19
	Neto finančna sredstva	490	2.565	-1.946	18	-1.269	14	-14	-657	-39	-134
		Gospodarstvo Slovenije/ *Total economy*	Nefinančne družbe/ *Non-financial corporations*	Finančne družbe/ *Financial corporations*	Centralna banka/ *Central Bank*	Druge denarne finančne institucije/ *Other monetary financial institutions*	Investicijski skladi razen MMF/ *Non-MMF investment funds*	Drugi finančni posredniki razen skladov/ *Other financial intermediaries except funds*	Zavarovalne družbe/ *Insurance corporations*	Pokojninski skladi/ *Pension funds*	Država/ *General government*
		S1	S11	S12	S121	S122+S123	S124	S125+S126 +S127	S128	S129	S13

S.124+S.125+S.126+S.127 - Other financial intermediaries

Non-consolidated financial accounts - outstanding amounts 2013 (end of year) B.1.4.1.

EUR millions

Institutional sectors											
S1311	S1313	S1314	S14	S15	S2	S21	S2111	S2112	S22	Financial Instruments	Code
118	43	2	1.081	5	1.916	807	609	198	1.109	**Financial Assets**	F
0	0	0	0	0	0	0	0	0	0	Monetary gold and SDRs	1
3	0	0	0	0	145	141	140	1	4	Currency and deposits	2
0	0	0	0	0	0	0	0	0	0	Currency	21
0	0	0	0	0	9	7	7	0	2	Transferable deposits	22
3	0	0	0	0	136	134	134	1	2	Other deposits	29
35	0	0	0	0	161	130	111	19	31	Debt securities	3
2	0	0	0	0	0	0	0	0	0	Short-term	31
32	0	0	0	0	161	130	111	19	31	Long-term	32
46	37	2	1.057	5	179	88	49	40	90	Loans	4
0	0	0	23	0	71	0	0	0	71	Short-term	41
46	37	2	1.034	4	107	88	49	40	19	Long-term	42
0	0	0	0	0	1.352	385	263	122	967	Equity	5
0	0	0	0	0	1.157	318	207	111	839	Listed shares	511
0	0	0	0	0	6	2	2	0	3	Unlisted shares	512
0	0	0	0	0	26	3	0	3	23	Other equity	519
0	0	0	0	0	163	62	55	7	101	Investment fund shares/units	52
0	0	0	0	0	0	0	0	0	0	Insurance and pension schemes	6
0	0	0	0	0	0	0	0	0	0	Non-life technical reserves	61
0	0	0	0	0	0	0	0	0	0	Life insurance	62
0	0	0	0	0	0	0	0	0	0	Pension entitlements	63+64+65
0	0	0	0	0	7	7	7	0	0	Financial derivatives	7
35	6	0	24	0	72	55	39	16	17	Other accounts receivable	8
8	3	0	15	0	18	13	5	7	6	Trade credits and advances	81
27	2	0	9	0	54	42	34	9	11	Other	89
295	2	1	1.076	5	3.464	3.341	3.139	202	123	**Liabilities**	
0	0	0	0	0	0	0	0	0	0	Monetary gold and SDRs	1
0	0	0	0	0	0	0	0	0	0	Currency and deposits	2
0	0	0	0	0	0	0	0	0	0	Currency	21
0	0	0	0	0	0	0	0	0	0	Transferable deposits	22
0	0	0	0	0	0	0	0	0	0	Other deposits	29
0	0	0	1	0	0	0	0	0	0	Debt securities	3
0	0	0	0	0	0	0	0	0	0	Short-term	31
0	0	0	0	0	0	0	0	0	0	Long-term	32
237	0	0	38	0	3.189	3.112	2.952	160	77	Loans	4
120	0	0	22	0	212	211	69	142	1	Short-term	41
117	0	0	16	0	2.976	2.901	2.883	18	75	Long-term	42
35	1	1	1.018	4	244	213	173	41	31	Equity	5
0	0	0	7	0	1	1	0	1	0	Listed shares	511
2	0	1	22	0	6	6	5	0	0	Unlisted shares	512
5	0	0	44	0	209	189	153	36	19	Other equity	519
28	1	0	944	4	28	17	14	3	11	Investment fund shares/units	52
0	0	0	0	0	0	0	0	0	0	Insurance and pension schemes	6
0	0	0	0	0	0	0	0	0	0	Non-life technical reserves	61
0	0	0	0	0	0	0	0	0	0	Life insurance	62
0	0	0	0	0	0	0	0	0	0	Pension entitlements	63+64+65
0	0	0	0	0	0	0	0	0	0	Financial derivatives	7
23	1	0	20	0	32	16	14	2	15	Other accounts payable	8
4	1	0	6	0	12	8	7	1	4	Trade credits and advances	81
19	0	0	13	0	20	8	8	1	12	Other	89
-176	41	1	5	0	-1.548	-2.535	-2.531	-4	986	**Net financial assets**	
Centralna država/ *Central government*	Lokalna država/ *Local government*	Skladi socialne varnosti/ *Social security funds*	Gospodinjstva/ *Households*	Nepr.instit., ki opravljajo storitve za gospod./ *Non-profit institutions serving households*	Tujina/ *Rest of the world*	Evropska unija/ *European Union*	Evroobmočje/ *Euro area*	Ostala EU/ *Other EU*	Ostali svet/ Others		
S1311	S1313	S1314	S14	S15	S2	S21	S2111	S2112	S22		

B.1.4.1.

S.124+S.125+S.126+S.127 - drugi finančni posredniki

B.1.4.2. Nekonsolidirani finančni računi - transakcije 2014

v mio EUR

B.1.4.2.

Oznaka	Finančni instrumenti	Institucionalni sektorji									
		S1	S11	S12	S121	S122+S123	S124	S125+S126 +S127	S128	S129	S13
F	**Finančna sredstva**	-336	-354	39	18	32	-8	-14	5	6	-30
1	Denarno zlato in PPČ	0	0	0	0	0	0	0	0	0	0
2	Gotovina in vloge	62	0	61	18	43	0	0	0	0	1
21	Gotovina	0	0	0	0	0	0	0	0	0	0
22	Prenosljive vloge	47	0	47	19	29	0	0	0	0	0
29	Druge vloge	15	0	14	0	14	0	0	0	0	1
3	Dolžniški vrednostni papirji	-5	4	0	0	-2	0	1	0	0	-9
31	Kratkoročni	-5	-2	0	0	0	0	1	0	0	-2
32	Dolgoročni	-1	6	0	0	-2	0	1	0	0	-7
4	Posojila	-270	-243	-9	0	0	-1	-8	0	0	-15
41	Kratkoročna	-2	10	-9	0	0	-1	-8	0	0	0
42	Dolgoročna	-268	-253	0	0	0	0	0	0	0	-15
5	Lastniški kapital	-117	-100	-17	0	-1	-7	-11	3	0	0
511	Delnice, ki kotirajo	-89	-92	3	0	0	0	0	3	0	0
512	Delnice, ki ne kotirajo	-50	-38	-12	0	-1	0	-11	0	0	0
519	Drug lastniški kapital	29	29	0	0	0	0	0	0	0	0
52	Delnice/enote investicijskih skladov	-7	0	-7	0	0	-7	0	0	0	0
6	Zavarovanja in pokojninske sheme	1	0	1	0	0	0	0	1	0	0
61	Rezervacije iz neživljenjskih zavarovanj	1	0	1	0	0	0	0	1	0	0
62	Življenjska zavarovanja	0	0	0	0	0	0	0	0	0	0
63+64+65	Pokojninske pravice	0	0	0	0	0	0	0	0	0	0
7	Izvedeni finančni instrumenti	0	0	1	0	1	0	0	0	0	0
8	Druge terjatve	-7	-14	2	0	-9	0	4	2	6	-7
81	Komercialni krediti in predujmi	-8	-12	1	0	0	0	0	0	0	-6
89	Drugo	1	-3	2	0	-9	0	3	1	6	-1
F	**Obveznosti**	-136	9	-281	0	-253	-7	-16	-8	3	52
1	Denarno zlato in PPČ	0	0	0	0	0	0	0	0	0	0
2	Gotovina in vloge	0	0	0	0	0	0	0	0	0	0
21	Gotovina	0	0	0	0	0	0	0	0	0	0
22	Prenosljive vloge	0	0	0	0	0	0	0	0	0	0
29	Druge vloge	0	0	0	0	0	0	0	0	0	0
3	Dolžniški vrednostni papirji	6	1	4	0	4	-1	2	-1	0	0
331	Kratkoročni	0	0	1	0	0	0	1	0	0	0
332	Dolgoročni	6	2	3	0	4	-1	2	-1	0	0
4	Posojila	-261	-11	-304	0	-295	0	-8	0	0	47
41	Kratkoročna	-41	-25	-46	0	-39	0	-9	2	0	18
42	Dolgoročna	-220	14	-258	0	-256	0	0	-2	0	29
5	Lastniški kapital	98	9	17	0	37	-5	-13	-7	5	0
511	Delnice, ki kotirajo	0	0	0	0	0	0	0	0	0	0
512	Delnice, ki ne kotirajo	-1	8	-9	0	-1	0	-11	2	0	0
519	Drug lastniški kapital	49	3	41	0	42	0	0	0	0	0
52	Delnice/enote investicijskih skladov	50	-2	-15	0	-4	-5	-2	-9	4	0
6	Zavarovanja in pokojninske sheme	0	0	0	0	0	0	0	0	0	0
61	Rezervacije iz neživljenjskih zavarovanj	0	0	0	0	0	0	0	0	0	0
62	Življenjska zavarovanja	0	0	0	0	0	0	0	0	0	0
63+64+65	Pokojninske pravice	0	0	0	0	0	0	0	0	0	0
7	Izvedeni finančni instrumenti	-1	0	-1	0	-1	0	0	0	0	0
8	Druge obveznosti	22	10	3	0	1	0	3	0	-1	5
81	Komercialni krediti in predujmi	19	13	1	0	1	0	0	0	0	-2
89	Drugo	3	-3	2	0	1	0	3	0	-1	7
	Neto finančne transakcije	-200	-363	320	18	285	-2	2	13	3	-82
		Gospodarstvo Slovenije/ *Total economy*	Nefinančne družbe/ *Non-financial corporations*	Finančne družbe/ *Financial corporations*	Centralna banka/ *Central Bank*	Druge denarne finančne institucije/ *Other monetary financial institutions*	Investicijski skladi razen MMF/ *Non-MMF investment funds*	Drugi finančni posredniki razen skladov/ *Other financial intermediaries except funds*	Zavarovalne družbe/ *Insurance corporations*	Pokojninski skladi/ *Pension funds*	Država/ *General government*
		S1	S11	S12	S121	S122+S123	S124	S125+S126 +S127	S128	S129	S13

S.124+S.125+S.126+S.127 - Other financial intermediaries

Non-consolidated financial accounts - transactions 2014 B.1.4.2.

EUR millions

Institutional sectors											
S1311	S1313	S1314	S14	S15	S2	S21	S2111	S2112	S22	Financial Instruments	Code
-23	-7	0	9	-1	69	95	80	14	-26	**Financial Assets**	F
0	0	0	0	0	0	0	0	0	0	Monetary gold and SDRs	1
1	0	0	0	0	5	9	10	-1	-4	Currency and deposits	2
0	0	0	0	0	0	0	0	0	0	Currency	21
0	0	0	0	0	11	13	14	0	-2	Transferable deposits	22
1	0	0	0	0	-6	-4	-4	-1	-2	Other deposits	29
-9	0	0	0	0	45	42	34	7	4	Debt securities	3
-2	0	0	0	0	4	3	3	0	1	Short-term	31
-7	0	0	0	0	42	39	32	7	3	Long-term	32
-10	-5	0	-2	-1	1	11	20	-9	-9	Loans	4
0	0	0	-2	0	13	20	20	0	-7	Short-term	41
-10	-5	0	0	-1	-12	-9	0	-9	-3	Long-term	42
0	0	0	0	0	23	36	20	16	-13	Equity	5
0	0	0	0	0	48	38	22	15	10	Listed shares	511
0	0	0	0	0	1	-6	-4	-2	7	Unlisted shares	512
0	0	0	0	0	2	2	0	2	0	Other equity	519
0	0	0	0	0	-28	2	1	1	-30	Investment fund shares/units	52
0	0	0	0	0	0	0	0	0	0	Insurance and pension schemes	6
0	0	0	0	0	0	0	0	0	0	Non-life technical reserves	61
0	0	0	0	0	0	0	0	0	0	Life insurance	62
0	0	0	0	0	0	0	0	0	0	Pension entitlements	63+64+65
0	0	0	0	0	0	0	0	0	0	Financial derivatives	7
-5	-2	0	12	0	-6	-3	-4	1	-3	Other accounts receivable	8
-5	-1	0	9	0	4	7	2	5	-3	Trade credits and advances	81
1	-1	0	3	0	-10	-10	-6	-4	0	Other	89
51	1	0	82	1	-539	-527	-552	25	-11	**Liabilities**	
0	0	0	0	0	0	0	0	0	0	Monetary gold and SDRs	1
0	0	0	0	0	0	0	0	0	0	Currency and deposits	2
0	0	0	0	0	0	0	0	0	0	Currency	21
0	0	0	0	0	0	0	0	0	0	Transferable deposits	22
0	0	0	0	0	0	0	0	0	0	Other deposits	29
0	0	0	1	0	-3	-4	-4	0	1	Debt securities	3
0	0	0	0	0	0	0	0	0	0	Short-term	31
0	0	0	1	0	-3	-4	-4	0	1	Long-term	32
46	1	0	4	2	-428	-433	-443	10	5	Loans	4
18	0	0	10	0	-10	-16	-26	10	6	Short-term	41
27	1	0	-6	1	-418	-417	-417	0	0	Long-term	42
0	0	0	73	0	-124	-112	-126	14	-12	Equity	5
0	0	0	0	0	3	11	2	9	-8	Listed shares	511
0	0	0	1	0	2	2	2	0	0	Unlisted shares	512
0	0	0	5	0	-118	-120	-123	3	2	Other equity	519
0	0	0	67	0	-11	-5	-6	2	-7	Investment fund shares/units	52
0	0	0	0	0	0	0	0	0	0	Insurance and pension schemes	6
0	0	0	0	0	0	0	0	0	0	Non-life technical reserves	61
0	0	0	0	0	0	0	0	0	0	Life insurance	62
0	0	0	0	0	0	0	0	0	0	Pension entitlements	63+64+65
0	0	0	0	0	0	0	0	0	0	Financial derivatives	7
5	0	0	5	0	16	22	21	1	-6	Other accounts payable	8
-2	0	0	7	0	-3	-3	-4	1	0	Trade credits and advances	81
7	0	0	-2	0	19	25	25	0	-6	Other	89
-74	-8	0	-73	-2	608	622	632	-10	-14	**Net financial transactions**	
Centralna država/ *Central government*	Lokalna država/ *Local government*	Skladi socialne varnosti/ *Social security funds*	Gospodinjstva/ *Households*	Nepr.instit., ki opravljajo storitve za gospod./ *Non-profit institutions serving households*	Tujina/ *Rest of the world*	Evropska unija/ *European Union*	Evroobmočje/ *Euro area*	Ostala EU/ *Other EU*	Ostali svet/ Others		
S1311	S1313	S1314	S14	S15	S2	S21	S2111	S2112	S22		

B.1.4.2.

S.124+S.125+S.126+S.127 - drugi finančni posredniki

B.1.4.3. Nekonsolidirani finančni računi - vrednostne spremembe 2014

v mio EUR

B.1.4.3.

Oznaka	Finančni instrumenti	Institucionalni sektorji									
		S1	S11	S12	S121	S122+S123	S124	S125+S126 +S127	S128	S129	S13
F	**Finančna sredstva**	1.353	805	508	2	60	69	241	137	0	4
1	Denarno zlato in PPČ	0	0	0	0	0	0	0	0	0	0
2	Gotovina in vloge	54	0	53	2	52	0	0	0	0	0
21	Gotovina	0	0	0	0	0	0	0	0	0	0
22	Prenosljive vloge	33	0	33	2	32	0	0	0	0	0
29	Druge vloge	20	0	20	0	20	0	0	0	0	0
3	Dolžniški vrednostni papirji	20	3	9	0	-1	0	9	0	0	8
31	Kratkoročni	-1	0	-1	0	0	0	-1	0	0	0
32	Dolgoročni	21	3	9	0	-1	0	10	0	0	8
4	Posojila	20	-33	42	0	0	1	42	0	0	0
41	Kratkoročna	101	33	40	0	0	1	40	0	0	0
42	Dolgoročna	-81	-65	2	0	0	0	2	0	0	0
5	Lastniški kapital	1.220	825	395	0	-1	68	192	137	0	0
511	Delnice, ki kotirajo	281	237	44	0	0	0	29	14	0	0
512	Delnice, ki ne kotirajo	479	225	254	0	-1	11	122	123	0	0
519	Drug lastniški kapital	411	364	47	0	0	7	40	0	0	0
52	Delnice/enote investicijskih skladov	50	0	50	0	0	50	0	0	0	0
6	Zavarovanja in pokojninske sheme	0	0	0	0	0	0	0	0	0	0
61	Rezervacije iz neživljenjskih zavarovanj	0	0	0	0	0	0	0	0	0	0
62	Življenjska zavarovanja	0	0	0	0	0	0	0	0	0	0
63+64+65	Pokojninske pravice	0	0	0	0	0	0	0	0	0	0
7	Izvedeni finančni instrumenti	0	0	0	0	0	0	0	0	0	0
8	Druge terjatve	39	9	9	0	10	0	-2	0	0	-4
81	Komercialni krediti in predujmi	9	-1	0	0	0	0	0	0	0	-1
89	Drugo	30	9	9	0	10	0	-1	0	0	-3
F	**Obveznosti**	1.317	164	455	0	-24	20	290	176	-7	235
1	Denarno zlato in PPČ	0	0	0	0	0	0	0	0	0	0
2	Gotovina in vloge	0	0	0	0	0	0	0	0	0	0
21	Gotovina	0	0	0	0	0	0	0	0	0	0
22	Prenosljive vloge	0	0	0	0	0	0	0	0	0	0
29	Druge vloge	0	0	0	0	0	0	0	0	0	0
3	Dolžniški vrednostni papirji	87	6	72	0	36	3	7	24	3	8
331	Kratkoročni	4	4	-1	0	0	0	-1	0	0	0
332	Dolgoročni	83	2	72	0	36	3	7	24	3	8
4	Posojila	332	108	-9	0	-75	2	41	24	0	215
41	Kratkoročna	141	35	-68	0	-132	1	39	24	0	171
42	Dolgoročna	190	73	59	0	57	0	2	0	0	43
5	Lastniški kapital	866	32	392	0	14	16	244	128	-10	15
511	Delnice, ki kotirajo	58	25	31	0	0	0	29	1	0	0
512	Delnice, ki ne kotirajo	250	-16	180	0	0	4	129	48	-1	3
519	Drug lastniški kapital	298	25	62	0	11	2	46	4	0	7
52	Delnice/enote investicijskih skladov	259	-1	119	0	4	10	40	75	-9	5
6	Zavarovanja in pokojninske sheme	0	0	0	0	0	0	0	0	0	0
61	Rezervacije iz neživljenjskih zavarovanj	0	0	0	0	0	0	0	0	0	0
62	Življenjska zavarovanja	0	0	0	0	0	0	0	0	0	0
63+64+65	Pokojninske pravice	0	0	0	0	0	0	0	0	0	0
7	Izvedeni finančni instrumenti	1	0	1	0	1	0	0	0	0	0
8	Druge obveznosti	32	19	-1	0	1	0	-2	0	0	-2
81	Komercialni krediti in predujmi	10	11	0	0	1	0	0	0	0	-1
89	Drugo	22	8	-1	0	0	0	-1	0	0	-1
	Neto vrednostne spremembe	36	640	53	2	84	48	-48	-39	7	-231
		Gospodarstvo Slovenije/ *Total economy*	Nefinančne družbe/ *Non-financial corporations*	Finančne družbe/ *Financial corporations*	Centralna banka/ *Central Bank*	Druge denarne finančne institucije/ *Other monetary financial institutions*	Investicijski skladi razen MMF/ *Non-MMF investment funds*	Drugi finančni posredniki razen skladov/ *Other financial intermediaries except funds*	Zavarovalne družbe/ *Insurance corporations*	Pokojninski skladi/ *Pension funds*	Država/ *General government*
		S1	S11	S12	S121	S122+S123	S124	S125+S126 +S127	S128	S129	S13

S.124+S.125+S.126+S.127 - Other financial intermediaries

Non-consolidated financial accounts - revaluation changes 2014 B.1.4.3.

EUR millions

Institutional sectors											
S1311	S1313	S1314	S14	S15	S2	S21	S2111	S2112	S22	Financial Instruments	Code
5	-1	0	36	0	301	87	57	30	213	**Financial Assets**	F
0	0	0	0	0	0	0	0	0	0	Monetary gold and SDRs	1
0	0	0	0	0	4	4	4	0	0	Currency and deposits	2
0	0	0	0	0	0	0	0	0	0	Currency	21
0	0	0	0	0	1	1	1	0	0	Transferable deposits	22
0	0	0	0	0	4	4	4	0	0	Other deposits	29
8	0	0	0	0	3	2	2	0	1	Debt securities	3
0	0	0	0	0	0	0	0	0	0	Short-term	31
8	0	0	0	0	3	2	2	0	1	Long-term	32
0	0	0	10	0	29	7	4	3	23	Loans	4
0	0	0	28	0	23	1	1	0	22	Short-term	41
0	0	0	-18	0	6	5	3	3	1	Long-term	42
0	0	0	0	0	257	70	47	23	187	Equity	5
0	0	0	0	0	163	3	1	2	160	Listed shares	511
0	0	0	0	0	70	51	28	23	20	Unlisted shares	512
0	0	0	0	0	10	12	11	1	-3	Other equity	519
0	0	0	0	0	14	5	8	-3	10	Investment fund shares/units	52
0	0	0	0	0	0	0	0	0	0	Insurance and pension schemes	6
0	0	0	0	0	0	0	0	0	0	Non-life technical reserves	61
0	0	0	0	0	0	0	0	0	0	Life insurance	62
0	0	0	0	0	0	0	0	0	0	Pension entitlements	63+64+65
0	0	0	0	0	0	0	0	0	0	Financial derivatives	7
-3	-1	0	26	0	7	4	0	4	3	Other accounts receivable	8
-1	0	0	11	0	1	0	0	1	0	Trade credits and advances	81
-2	-1	0	15	0	6	4	0	3	2	Other	89
235	-1	2	463	-1	-80	-96	-102	6	16	**Liabilities**	
0	0	0	0	0	0	0	0	0	0	Monetary gold and SDRs	1
0	0	0	0	0	0	0	0	0	0	Currency and deposits	2
0	0	0	0	0	0	0	0	0	0	Currency	21
0	0	0	0	0	0	0	0	0	0	Transferable deposits	22
0	0	0	0	0	0	0	0	0	0	Other deposits	29
7	0	1	1	0	6	5	4	1	1	Debt securities	3
0	0	0	0	0	0	0	0	0	0	Short-term	31
7	0	1	1	0	6	5	4	1	1	Long-term	32
216	-1	0	20	-1	-373	-366	-371	5	-7	Loans	4
171	0	0	3	0	9	9	6	3	0	Short-term	41
45	-1	0	16	-1	-382	-375	-377	2	-7	Long-term	42
14	0	0	427	1	282	265	263	2	16	Equity	5
0	0	0	3	0	20	6	7	-1	15	Listed shares	511
3	0	0	84	0	5	4	0	4	1	Unlisted shares	512
7	0	0	204	0	252	253	254	-2	0	Other equity	519
5	0	0	136	1	4	3	3	0	1	Investment fund shares/units	52
0	0	0	0	0	0	0	0	0	0	Insurance and pension schemes	6
0	0	0	0	0	0	0	0	0	0	Non-life technical reserves	61
0	0	0	0	0	0	0	0	0	0	Life insurance	62
0	0	0	0	0	0	0	0	0	0	Pension entitlements	63+64+65
0	0	0	0	0	0	0	0	0	0	Financial derivatives	7
-2	0	0	16	0	6	0	1	-1	6	Other accounts payable	8
-1	0	0	0	0	2	-1	1	-1	3	Trade credits and advances	81
-2	0	0	16	0	4	1	1	0	3	Other	89
-230	1	-2	-427	1	380	183	159	24	197	**Net revaluation changes**	
Centralna država/ *Central government*	Lokalna država/ *Local government*	Skladi socialne varnosti/ *Social security funds*	Gospodinjstva/ *Households*	Nepr.instit., ki opravljajo storitve za gospod./ *Non-profit institutions serving households*	Tujina/ *Rest of the world*	Evropska unija/ *European Union*	Evroobmočje/ *Euro area*	Ostala EU/ *Other EU*	Ostali svet/ Others		
S1311	S1313	S1314	S14	S15	S2	S21	S2111	S2112	S22		

B.1.4.3.

S.124+S.125+S.126+S.127 - drugi finančni posredniki

B.1.4.4. Nekonsolidirani finančni računi - stanja 2014 (konec leta)

v mio EUR

B.1.4.4.

Oznaka	Finančni instrumenti	Institucionalni sektorji									
		S1	S11	S12	S121	S122+S123	S124	S125+S126 +S127	S128	S129	S13
F	**Finančna sredstva**	5.713	3.461	984	38	357	132	280	170	7	137
1	Denarno zlato in PPČ	0	0	0	0	0	0	0	0	0	0
2	Gotovina in vloge	380	0	376	38	338	0	0	0	0	4
21	Gotovina	2	0	2	2	0	0	0	0	0	0
22	Prenosljive vloge	250	0	250	35	215	0	0	0	0	0
29	Druge vloge	128	0	125	2	123	0	0	0	0	4
3	Dolžniški vrednostni papirji	80	31	15	0	3	0	11	1	0	34
31	Kratkoročni	5	5	0	0	0	0	0	0	0	0
32	Dolgoročni	75	26	15	0	3	0	11	1	0	34
4	Posojila	3.029	1.846	45	0	1	0	44	0	0	70
41	Kratkoročna	338	252	38	0	0	0	38	0	0	0
42	Dolgoročna	2.690	1.594	6	0	1	0	6	0	0	70
5	Lastniški kapital	1.910	1.388	522	0	11	129	219	163	0	0
511	Delnice, ki kotirajo	450	377	74	0	0	0	33	40	0	0
512	Delnice, ki ne kotirajo	813	536	277	0	10	11	134	123	0	0
519	Drug lastniški kapital	544	476	69	0	0	17	51	0	0	0
52	Delnice/enote investicijskih skladov	102	0	102	0	1	101	0	0	0	0
6	Zavarovanja in pokojninske sheme	2	0	2	0	0	0	0	2	0	0
61	Rezervacije iz neživljenjskih zavarovanj	2	0	2	0	0	0	0	2	0	0
62	Življenjska zavarovanja	0	0	0	0	0	0	0	0	0	0
63+64+65	Pokojninske pravice	0	0	0	0	0	0	0	0	0	0
7	Izvedeni finančni instrumenti	1	0	1	0	1	0	0	0	0	0
8	Druge terjatve	312	197	24	0	3	3	7	5	6	30
81	Komercialni krediti in predujmi	149	106	4	0	2	0	1	1	0	4
89	Drugo	163	91	19	0	2	3	6	3	6	26
F	**Obveznosti**	5.387	619	2.557	0	1.257	71	341	853	35	585
1	Denarno zlato in PPČ	0	0	0	0	0	0	0	0	0	0
2	Gotovina in vloge	0	0	0	0	0	0	0	0	0	0
21	Gotovina	0	0	0	0	0	0	0	0	0	0
22	Prenosljive vloge	0	0	0	0	0	0	0	0	0	0
29	Druge vloge	0	0	0	0	0	0	0	0	0	0
3	Dolžniški vrednostni papirji	95	8	76	0	39	2	9	23	3	8
331	Kratkoročni	4	4	0	0	0	0	0	0	0	0
332	Dolgoročni	90	4	76	0	39	2	9	23	3	8
4	Posojila	1.921	196	1.164	0	1.094	1	43	26	0	499
41	Kratkoročna	880	96	439	0	374	1	37	26	0	310
42	Dolgoročna	1.041	100	726	0	720	0	5	0	0	189
5	Lastniški kapital	3.134	268	1.293	0	112	65	282	802	32	51
511	Delnice, ki kotirajo	127	30	88	0	0	0	33	54	0	0
512	Delnice, ki ne kotirajo	407	100	195	0	0	4	140	50	0	5
519	Drug lastniški kapital	516	53	197	0	100	11	57	28	0	12
52	Delnice/enote investicijskih skladov	2.085	85	814	0	11	49	52	670	32	33
6	Zavarovanja in pokojninske sheme	0	0	0	0	0	0	0	0	0	0
61	Rezervacije iz neživljenjskih zavarovanj	0	0	0	0	0	0	0	0	0	0
62	Življenjska zavarovanja	0	0	0	0	0	0	0	0	0	0
63+64+65	Pokojninske pravice	0	0	0	0	0	0	0	0	0	0
7	Izvedeni finančni instrumenti	1	0	1	0	1	0	0	0	0	0
8	Druge obveznosti	236	146	22	0	10	3	7	2	0	27
81	Komercialni krediti in predujmi	133	114	4	0	1	0	1	1	0	2
89	Drugo	103	32	18	0	9	3	6	1	0	25
	Neto finančna sredstva	326	2.842	-1.573	38	-900	61	-61	-682	-28	-447
		Gospodarstvo Slovenije/ *Total economy*	Nefinančne družbe/ *Non-financial corporations*	Finančne družbe/ *Financial corporations*	Centralna banka/ *Central Bank*	Druge denarne finančne institucije/ *Other monetary financial institutions*	Investicijski skladi razen MMF/ *Non-MMF investment funds*	Drugi finančni posredniki razen skladov/ *Other financial intermediaries except funds*	Zavarovalne družbe/ *Insurance corporations*	Pokojninski skladi/ *Pension funds*	Država/ *General government*
		S1	S11	S12	S121	S122+S123	S124	S125+S126 +S127	S128	S129	S13

S.124+S.125+S.126+S.127 - Other financial intermediaries

Non-consolidated financial accounts - outstanding amounts 2014 (end of year) B.1.4.4.

EUR millions

Institutional sectors											
S1311	S1313	S1314	S14	S15	S2	S21	S2111	S2112	S22	Financial Instruments	Code
100	35	2	1.126	4	2.285	989	746	242	1.297	**Financial Assets**	F
0	0	0	0	0	0	0	0	0	0	Monetary gold and SDRs	1
4	0	0	0	0	155	155	155	0	0	Currency and deposits	2
0	0	0	0	0	0	0	0	0	0	Currency	21
0	0	0	0	0	21	21	21	0	0	Transferable deposits	22
4	0	0	0	0	133	133	133	0	0	Other deposits	29
34	0	0	0	0	210	174	147	27	36	Debt securities	3
0	0	0	0	0	4	3	3	0	1	Short-term	31
34	0	0	0	0	206	171	144	27	35	Long-term	32
36	33	2	1.065	4	209	106	72	33	104	Loans	4
0	0	0	48	0	108	22	21	0	86	Short-term	41
36	33	2	1.016	4	101	84	51	33	17	Long-term	42
0	0	0	0	0	1.632	492	331	161	1.141	Equity	5
0	0	0	0	0	1.368	359	230	129	1.009	Listed shares	511
0	0	0	0	0	77	47	26	21	30	Unlisted shares	512
0	0	0	0	0	38	17	11	6	21	Other equity	519
0	0	0	0	0	149	68	63	5	80	Investment fund shares/units	52
0	0	0	0	0	0	0	0	0	0	Insurance and pension schemes	6
0	0	0	0	0	0	0	0	0	0	Non-life technical reserves	61
0	0	0	0	0	0	0	0	0	0	Life insurance	62
0	0	0	0	0	0	0	0	0	0	Pension entitlements	63+64+65
0	0	0	0	0	7	7	7	0	0	Financial derivatives	7
27	3	0	61	0	73	56	35	21	17	Other accounts receivable	8
2	2	0	35	0	23	20	7	13	3	Trade credits and advances	81
25	0	0	26	0	50	36	28	8	14	Other	89
581	1	2	1.622	5	2.846	2.718	2.485	233	128	**Liabilities**	
0	0	0	0	0	0	0	0	0	0	Monetary gold and SDRs	1
0	0	0	0	0	0	0	0	0	0	Currency and deposits	2
0	0	0	0	0	0	0	0	0	0	Currency	21
0	0	0	0	0	0	0	0	0	0	Transferable deposits	22
0	0	0	0	0	0	0	0	0	0	Other deposits	29
7	0	1	3	0	3	1	0	1	2	Debt securities	3
0	0	0	0	0	0	0	0	0	0	Short-term	31
7	0	1	3	0	3	1	0	1	2	Long-term	32
499	0	0	61	0	2.388	2.313	2.138	174	75	Loans	4
310	0	0	35	0	211	204	49	155	7	Short-term	41
189	0	0	26	0	2.177	2.109	2.089	20	68	Long-term	42
49	1	1	1.517	5	402	366	310	56	35	Equity	5
0	0	0	10	0	25	17	9	9	7	Listed shares	511
5	0	0	106	0	13	11	7	4	1	Unlisted shares	512
12	0	0	253	0	343	322	285	37	21	Other equity	519
32	1	0	1.148	4	21	16	10	6	5	Investment fund shares/units	52
0	0	0	0	0	0	0	0	0	0	Insurance and pension schemes	6
0	0	0	0	0	0	0	0	0	0	Non-life technical reserves	61
0	0	0	0	0	0	0	0	0	0	Life insurance	62
0	0	0	0	0	0	0	0	0	0	Pension entitlements	63+64+65
0	0	0	0	0	0	0	0	0	0	Financial derivatives	7
26	0	1	40	0	53	38	36	1	16	Other accounts payable	8
2	0	0	13	0	11	4	3	1	7	Trade credits and advances	81
24	0	1	27	0	42	33	33	0	9	Other	89
-480	34	-1	-496	-1	-560	-1.730	-1.739	10	1.169	**Net financial assets**	
Centralna država/ *Central government*	Lokalna država/ *Local government*	Skladi socialne varnosti/ *Social security funds*	Gospodinjstva/ *Households*	Nepr.instit., ki opravljajo storitve za gospod./ *Non-profit institutions serving households*	Tujina/ *Rest of the world*	Evropska unija/ *European Union*	Evroobmočje/ *Euro area*	Ostala EU/ *Other EU*	Ostali svet/ Others		
S1311	S1313	S1314	S14	S15	S2	S21	S2111	S2112	S22		

B.1.4.4.

S.128+S.129 - zavarovalne družbe in pokojninski skladi

B.1.5.1. Nekonsolidirani finančni računi - stanja 2013 (konec leta)

v mio EUR

B.1.5.1.

Oznaka	Finančni instrumenti	Institucionalni sektorji									
		S1	S11	S12	S121	S122+S123	S124	S125+S126 +S127	S128	S129	S13
F	**Finančna sredstva**	4.696	682	2.254	0	1.069	663	60	452	10	1.651
1	Denarno zlato in PPČ	0	0	0	0	0	0	0	0	0	0
2	Gotovina in vloge	656	0	656	0	656	0	0	0	0	0
21	Gotovina	0	0	0	0	0	0	0	0	0	0
22	Prenosljive vloge	55	0	55	0	55	0	0	0	0	0
29	Druge vloge	601	0	601	0	601	0	0	0	0	0
3	Dolžniški vrednostni papirji	2.184	233	319	0	298	0	0	21	0	1.632
31	Kratkoročni	153	44	8	0	8	0	0	0	0	101
32	Dolgoročni	2.031	189	311	0	290	0	0	21	0	1.531
4	Posojila	142	50	84	0	80	1	1	2	0	0
41	Kratkoročna	20	20	0	0	0	0	0	0	0	0
42	Dolgoročna	122	31	84	0	80	1	1	2	0	0
5	Lastniški kapital	1.307	336	971	0	30	662	56	214	9	0
511	Delnice, ki kotirajo	226	149	77	0	0	0	52	25	0	0
512	Delnice, ki ne kotirajo	376	165	211	0	13	0	1	189	9	0
519	Drug lastniški kapital	47	23	24	0	0	21	3	0	0	0
52	Delnice/enote investicijskih skladov	658	0	658	0	17	641	0	0	0	0
6	Zavarovanja in pokojninske sheme	172	0	172	0	0	0	0	172	0	0
61	Rezervacije iz neživljenjskih zavarovanj	172	0	172	0	0	0	0	172	0	0
62	Življenjska zavarovanja	0	0	0	0	0	0	0	0	0	0
63+64+65	Pokojninske pravice	0	0	0	0	0	0	0	0	0	0
7	Izvedeni finančni instrumenti	0	0	0	0	0	0	0	0	0	0
8	Druge terjatve	235	63	53	0	5	0	3	43	1	18
81	Komercialni krediti in predujmi	185	47	37	0	0	0	2	36	0	1
89	Drugo	50	15	15	0	4	0	2	8	1	17
F	**Obveznosti**	7.686	558	616	0	126	22	6	431	31	526
1	Denarno zlato in PPČ	0	0	0	0	0	0	0	0	0	0
2	Gotovina in vloge	0	0	0	0	0	0	0	0	0	0
21	Gotovina	0	0	0	0	0	0	0	0	0	0
22	Prenosljive vloge	0	0	0	0	0	0	0	0	0	0
29	Druge vloge	0	0	0	0	0	0	0	0	0	0
3	Dolžniški vrednostni papirji	36	1	30	0	8	0	0	3	18	4
331	Kratkoročni	0	0	0	0	0	0	0	0	0	0
332	Dolgoročni	36	1	30	0	8	0	0	3	18	4
4	Posojila	8	0	8	0	6	0	0	2	0	0
41	Kratkoročna	5	0	5	0	5	0	0	0	0	0
42	Dolgoročna	3	0	3	0	1	0	0	2	0	0
5	Lastniški kapital	1.096	147	323	0	76	22	2	211	12	487
511	Delnice, ki kotirajo	469	42	63	0	14	22	2	13	12	306
512	Delnice, ki ne kotirajo	538	105	250	0	52	0	0	198	0	181
519	Drug lastniški kapital	89	0	9	0	9	0	0	0	0	0
52	Delnice/enote investicijskih skladov	0	0	0	0	0	0	0	0	0	0
6	Zavarovanja in pokojninske sheme	6.409	387	208	0	35	0	1	172	0	2
61	Rezervacije iz neživljenjskih zavarovanj	1.292	387	208	0	35	0	1	172	0	2
62	Življenjska zavarovanja	2.531	0	0	0	0	0	0	0	0	0
63+64+65	Pokojninske pravice	2.587	0	0	0	0	0	0	0	0	0
7	Izvedeni finančni instrumenti	0	0	0	0	0	0	0	0	0	0
8	Druge obveznosti	137	23	48	0	1	0	3	44	1	33
81	Komercialni krediti in predujmi	69	13	37	0	0	0	1	36	0	1
89	Drugo	68	9	12	0	1	0	2	8	1	33
	Neto finančna sredstva	-2.990	124	1.638	0	942	641	54	21	-21	1.125
		Gospodarstvo Slovenije/ *Total economy*	Nefinančne družbe/ *Non-financial corporations*	Finančne družbe/ *Financial corporations*	Centralna banka/ *Central Bank*	Druge denarne finančne institucije/ *Other monetary financial institutions*	Investicijski skladi razen MMF/ *Non-MMF investment funds*	Drugi finančni posredniki razen skladov/ *Other financial intermediaries except funds*	Zavarovalne družbe/ *Insurance corporations*	Pokojninski skladi/ *Pension funds*	Država/ *General government*
		S1	S11	S12	S121	S122+S123	S124	S125+S126 +S127	S128	S129	S13

S.128+S.129 - Insurance corporations and pension funds

Non-consolidated financial accounts - outstanding amounts 2013 (end of year) B.1.5.1.

EUR millions

Institutional sectors											
S1311	S1313	S1314	S14	S15	S2	S21	S2111	S2112	S22	Financial Instruments	Code
1.645	1	5	108	0	3.918	3.226	2.793	433	692	**Financial Assets**	F
0	0	0	0	0	0	0	0	0	0	Monetary gold and SDRs	1
0	0	0	0	0	30	25	24	0	5	Currency and deposits	2
0	0	0	0	0	0	0	0	0	0	Currency	21
0	0	0	0	0	13	13	13	0	0	Transferable deposits	22
0	0	0	0	0	17	12	12	0	5	Other deposits	29
1.632	0	0	0	0	2.698	2.299	1.951	348	398	Debt securities	3
101	0	0	0	0	81	80	80	0	1	Short-term	31
1.531	0	0	0	0	2.616	2.219	1.871	348	397	Long-term	32
0	0	0	8	0	24	5	5	1	19	Loans	4
0	0	0	0	0	1	0	0	0	1	Short-term	41
0	0	0	8	0	23	5	5	1	17	Long-term	42
0	0	0	0	0	1.000	787	776	12	213	Equity	5
0	0	0	0	0	116	83	83	0	33	Listed shares	511
0	0	0	0	0	73	2	1	1	72	Unlisted shares	512
0	0	0	0	0	19	3	3	0	16	Other equity	519
0	0	0	0	0	791	699	689	10	92	Investment fund shares/units	52
0	0	0	0	0	29	22	16	6	7	Insurance and pension schemes	6
0	0	0	0	0	29	22	16	6	7	Non-life technical reserves	61
0	0	0	0	0	0	0	0	0	0	Life insurance	62
0	0	0	0	0	0	0	0	0	0	Pension entitlements	63+64+65
0	0	0	0	0	2	1	1	0	1	Financial derivatives	7
13	0	5	100	0	135	86	20	66	49	Other accounts receivable	8
1	0	0	99	0	121	72	6	66	49	Trade credits and advances	81
12	0	5	2	0	14	14	14	0	0	Other	89
191	1	335	5.985	1	715	612	286	326	103	**Liabilities**	
0	0	0	0	0	0	0	0	0	0	Monetary gold and SDRs	1
0	0	0	0	0	0	0	0	0	0	Currency and deposits	2
0	0	0	0	0	0	0	0	0	0	Currency	21
0	0	0	0	0	0	0	0	0	0	Transferable deposits	22
0	0	0	0	0	0	0	0	0	0	Other deposits	29
3	0	1	1	0	1	1	1	0	0	Debt securities	3
0	0	0	0	0	0	0	0	0	0	Short-term	31
3	0	1	1	0	1	1	1	0	0	Long-term	32
0	0	0	0	0	23	23	23	0	0	Loans	4
0	0	0	0	0	0	0	0	0	0	Short-term	41
0	0	0	0	0	23	23	23	0	0	Long-term	42
157	0	330	139	0	252	243	181	62	9	Equity	5
157	0	149	59	0	111	102	47	55	9	Listed shares	511
0	0	181	1	0	135	135	131	4	0	Unlisted shares	512
0	0	0	80	0	6	6	3	3	0	Other equity	519
0	0	0	0	0	0	0	0	0	0	Investment fund shares/units	52
2	0	0	5.811	1	275	205	26	179	70	Insurance and pension schemes	6
2	0	0	694	1	273	203	26	177	69	Non-life technical reserves	61
0	0	0	2.531	0	0	0	0	0	0	Life insurance	62
0	0	0	2.587	0	2	1	0	1	0	Pension entitlements	63+64+65
0	0	0	0	0	0	0	0	0	0	Financial derivatives	7
30	0	3	33	0	165	140	55	85	24	Other accounts payable	8
0	0	0	18	0	162	138	53	85	24	Trade credits and advances	81
30	0	3	15	0	2	2	2	0	0	Other	89
1.454	0	-329	-5.877	0	3.203	2.614	2.507	107	589	**Net financial assets**	
Centralna država/ *Central government*	Lokalna država/ *Local government*	Skladi socialne varnosti/ *Social security funds*	Gospodinjstva/ *Households*	Nepr.insti., ki opravljajo storitve za gospod./ *Non-profit institutions serving households*	Tujina/ *Rest of the world*	Evropska unija/ *European Union*	Evroobmočje/ *Euro area*	Ostala EU/ *Other EU*	Ostali svet/ Others		
S1311	S1313	S1314	S14	S15	S2	S21	S2111	S2112	S22		

B.1.5.1.

S.128+S.129 - zavarovalne družbe in pokojninski skladi

B.1.5.2. Nekonsolidirani finančni računi - transakcije 2014

v mio EUR

B.1.5.2.

Oznaka	Finančni instrumenti	Institucionalni sektorji									
		S1	S11	S12	S121	S122+S123	S124	S125+S126 +S127	S128	S129	S13
F	**Finančna sredstva**	-93	-34	29	0	22	-5	1	12	1	-94
1	Denarno zlato in PPČ	0	0	0	0	0	0	0	0	0	0
2	Gotovina in vloge	99	0	99	0	99	0	0	0	0	0
21	Gotovina	0	0	0	0	0	0	0	0	0	0
22	Prenosljive vloge	-9	0	-9	0	-9	0	0	0	0	0
29	Druge vloge	109	0	109	0	109	0	0	0	0	0
3	Dolžniški vrednostni papirji	-94	24	-29	0	-29	0	-1	1	0	-89
31	Kratkoročni	-56	-9	-8	0	-8	0	0	0	0	-39
32	Dolgoročni	-38	33	-21	0	-20	0	-1	1	0	-50
4	Posojila	-34	-8	-38	0	-38	-1	1	0	0	0
41	Kratkoročna	-1	-4	2	0	0	0	2	0	0	0
42	Dolgoročna	-33	-4	-41	0	-38	-1	-1	0	0	0
5	Lastniški kapital	-39	-36	-3	0	-10	-4	2	9	0	0
511	Delnice, ki kotirajo	-14	-23	9	0	0	0	0	9	0	0
512	Delnice, ki ne kotirajo	1	-1	2	0	0	0	2	0	0	0
519	Drug lastniški kapital	-11	-11	0	0	0	0	0	0	0	0
52	Delnice/enote investicijskih skladov	-14	0	-14	0	-10	-4	0	0	0	0
6	Zavarovanja in pokojninske sheme	14	0	14	0	0	0	0	14	0	0
61	Rezervacije iz neživljenjskih zavarovanj	14	0	14	0	0	0	0	14	0	0
62	Življenjska zavarovanja	0	0	0	0	0	0	0	0	0	0
63+64+65	Pokojninske pravice	0	0	0	0	0	0	0	0	0	0
7	Izvedeni finančni instrumenti	0	0	0	0	0	0	0	0	0	0
8	Druge terjatve	-39	-14	-14	0	-1	0	-1	-12	1	-5
81	Komercialni krediti in predujmi	-31	-1	-20	0	1	0	-1	-20	0	0
89	Drugo	-9	-13	6	0	-1	0	-1	8	0	-5
F	**Obveznosti**	151	16	12	0	-12	3	8	11	1	4
1	Denarno zlato in PPČ	0	0	0	0	0	0	0	0	0	0
2	Gotovina in vloge	0	0	0	0	0	0	0	0	0	0
21	Gotovina	0	0	0	0	0	0	0	0	0	0
22	Prenosljive vloge	0	0	0	0	0	0	0	0	0	0
29	Druge vloge	0	0	0	0	0	0	0	0	0	0
3	Dolžniški vrednostni papirji	-2	1	-3	0	-5	0	0	0	1	0
331	Kratkoročni	0	0	0	0	0	0	0	0	0	0
332	Dolgoročni	-2	1	-3	0	-5	0	0	0	1	0
4	Posojila	-6	0	-6	0	-6	0	0	0	0	0
41	Kratkoročna	-5	0	-5	0	-5	0	0	0	0	0
42	Dolgoročna	-1	0	-1	0	-1	0	0	0	0	0
5	Lastniški kapital	-8	-11	9	0	-3	2	1	11	-1	0
511	Delnice, ki kotirajo	-8	-11	9	0	-3	2	0	11	-1	0
512	Delnice, ki ne kotirajo	0	0	0	0	0	0	0	0	0	0
519	Drug lastniški kapital	0	0	0	0	0	0	0	0	0	0
52	Delnice/enote investicijskih skladov	0	0	0	0	0	0	0	0	0	0
6	Zavarovanja in pokojninske sheme	174	24	16	0	2	1	0	14	0	2
61	Rezervacije iz neživljenjskih zavarovanj	67	24	16	0	2	1	0	14	0	2
62	Življenjska zavarovanja	41	0	0	0	0	0	0	0	0	0
63+64+65	Pokojninske pravice	66	0	0	0	0	0	0	0	0	0
7	Izvedeni finančni instrumenti	0	0	0	0	0	0	0	0	0	0
8	Druge obveznosti	-8	1	-4	0	0	0	8	-14	2	2
81	Komercialni krediti in predujmi	-25	2	-20	0	0	0	0	-20	0	0
89	Drugo	17	-1	16	0	0	0	8	6	2	2
	Neto finančne transakcije	-244	-50	17	0	34	-9	-8	1	-1	-99
		Gospodarstvo Slovenije/ *Total economy*	Nefinančne družbe/ *Non-financial corporations*	Finančne družbe/ *Financial corporations*	Centralna banka/ *Central Bank*	Druge denarne finančne institucije/ *Other monetary financial institutions*	Investicijski skladi razen MMF/ *Non-MMF investment funds*	Drugi finančni posredniki razen skladov/ *Other financial intermediaries except funds*	Zavarovalne družbe/ *Insurance corporations*	Pokojninski skladi/ *Pension funds*	Država/ *General government*
		S1	S11	S12	S121	S122+S123	S124	S125+S126 +S127	S128	S129	S13

S.128+S.129 - Insurance corporations and pension funds

Non-consolidated financial accounts - transactions 2014 B.1.5.2.

EUR millions

Institutional sectors											
S1311	S1313	S1314	S14	S15	S2	S21	S2111	S2112	S22	Financial Instruments	Code
-97	0	3	6	1	244	152	157	-5	93	**Financial Assets**	F
0	0	0	0	0	0	0	0	0	0	Monetary gold and SDRs	1
0	0	0	0	0	-9	-8	-8	0	-1	Currency and deposits	2
0	0	0	0	0	0	0	0	0	0	Currency	21
0	0	0	0	0	-1	-1	-1	0	0	Transferable deposits	22
0	0	0	0	0	-8	-7	-7	0	-1	Other deposits	29
-89	0	0	0	0	154	80	33	47	74	Debt securities	3
-39	0	0	0	0	-24	-38	-38	0	14	Short-term	31
-50	0	0	0	0	178	118	71	47	60	Long-term	32
0	0	0	12	0	-1	-3	-3	1	2	Loans	4
0	0	0	0	0	-1	0	0	0	-1	Short-term	41
0	0	0	12	0	1	-3	-3	1	3	Long-term	42
0	0	0	0	0	138	121	119	2	17	Equity	5
0	0	0	0	0	17	21	20	0	-4	Listed shares	511
0	0	0	0	0	7	7	7	0	0	Unlisted shares	512
0	0	0	0	0	6	0	0	0	6	Other equity	519
0	0	0	0	0	108	93	92	1	14	Investment fund shares/units	52
0	0	0	0	0	1	1	0	2	-1	Insurance and pension schemes	6
0	0	0	0	0	1	1	0	2	-1	Non-life technical reserves	61
0	0	0	0	0	0	0	0	0	0	Life insurance	62
0	0	0	0	0	0	0	0	0	0	Pension entitlements	63+64+65
0	0	0	0	0	1	0	0	0	0	Financial derivatives	7
-7	0	3	-7	1	-40	-41	16	-57	1	Other accounts receivable	8
0	0	0	-10	1	-65	-66	-4	-62	1	Trade credits and advances	81
-7	0	3	4	0	26	25	20	5	0	Other	89
4	0	0	118	1	-112	-129	4	-133	17	**Liabilities**	
0	0	0	0	0	0	0	0	0	0	Monetary gold and SDRs	1
0	0	0	0	0	0	0	0	0	0	Currency and deposits	2
0	0	0	0	0	0	0	0	0	0	Currency	21
0	0	0	0	0	0	0	0	0	0	Transferable deposits	22
0	0	0	0	0	0	0	0	0	0	Other deposits	29
0	0	0	1	0	0	0	0	0	0	Debt securities	3
0	0	0	0	0	0	0	0	0	0	Short-term	31
0	0	0	1	0	0	0	0	0	0	Long-term	32
0	0	0	0	0	1	1	1	0	0	Loans	4
0	0	0	0	0	0	0	0	0	0	Short-term	41
0	0	0	0	0	1	1	1	0	0	Long-term	42
0	0	0	-6	0	8	6	-11	16	2	Equity	5
0	0	0	-6	0	8	6	-11	16	2	Listed shares	511
0	0	0	0	0	0	0	0	0	0	Unlisted shares	512
0	0	0	0	0	0	0	0	0	0	Other equity	519
0	0	0	0	0	0	0	0	0	0	Investment fund shares/units	52
1	1	0	130	1	-54	-68	8	-76	14	Insurance and pension schemes	6
1	1	0	23	1	-53	-68	8	-76	15	Non-life technical reserves	61
0	0	0	41	0	0	0	0	0	0	Life insurance	62
0	0	0	66	0	-1	0	0	0	0	Pension entitlements	63+64+65
0	0	0	0	0	0	0	0	0	0	Financial derivatives	7
3	0	0	-7	0	-67	-68	5	-73	1	Other accounts payable	8
0	0	0	-7	0	-75	-76	0	-76	1	Trade credits and advances	81
3	0	0	-1	0	8	8	5	3	0	Other	89
-100	-1	2	-113	0	356	280	153	127	75	**Net financial transactions**	
Centralna država/ *Central government*	Lokalna država/ *Local government*	Skladi socialne varnosti/ *Social security funds*	Gospodinjstva/ *Households*	Nepr.instit., ki opravljajo storitve za gospod./ *Non-profit institutions serving households*	Tujina/ *Rest of the world*	Evropska unija/ *European Union*	Evroobmočje/ *Euro area*	Ostala EU/ *Other EU*	Ostali svet/ Others		
S1311	S1313	S1314	S14	S15	S2	S21	S2111	S2112	S22		

B.1.5.2.

S.128+S.129 - zavarovalne družbe in pokojninski skladi

B.1.5.3. Nekonsolidirani finančni računi - vrednostne spremembe 2014

v mio EUR

B.1.5.3.

Oznaka	Finančni instrumenti	Institucionalni sektorji									
		S1	S11	S12	S121	S122+S123	S124	S125+S126 +S127	S128	S129	S13
F	**Finančna sredstva**	447	-54	205	0	-16	69	99	54	0	299
1	Denarno zlato in PPČ	0	0	0	0	0	0	0	0	0	0
2	Gotovina in vloge	4	0	4	0	4	0	0	0	0	0
21	Gotovina	0	0	0	0	0	0	0	0	0	0
22	Prenosljive vloge	-10	0	-10	0	-10	0	0	0	0	0
29	Druge vloge	14	0	14	0	14	0	0	0	0	0
3	Dolžniški vrednostni papirji	310	0	12	0	-17	0	27	2	0	298
31	Kratkoročni	1	1	0	0	0	0	0	0	0	0
32	Dolgoročni	309	-1	12	0	-17	0	27	2	0	298
4	Posojila	19	-5	24	0	1	0	24	0	0	0
41	Kratkoročna	19	-5	24	0	0	0	24	0	0	0
42	Dolgoročna	0	-1	1	0	1	0	0	0	0	0
5	Lastniški kapital	118	-49	168	0	-2	69	49	51	0	0
511	Delnice, ki kotirajo	69	47	22	0	0	0	1	21	0	0
512	Delnice, ki ne kotirajo	-21	-97	76	0	-2	0	47	31	0	0
519	Drug lastniški kapital	5	0	4	0	0	4	0	0	0	0
52	Delnice/enote investicijskih skladov	65	0	65	0	0	65	0	0	0	0
6	Zavarovanja in pokojninske sheme	0	0	0	0	0	0	0	0	0	0
61	Rezervacije iz neživljenjskih zavarovanj	0	0	0	0	0	0	0	0	0	0
62	Življenjska zavarovanja	0	0	0	0	0	0	0	0	0	0
63+64+65	Pokojninske pravice	0	0	0	0	0	0	0	0	0	0
7	Izvedeni finančni instrumenti	0	0	0	0	0	0	0	0	0	0
8	Druge terjatve	-4	1	-3	0	-3	0	0	0	0	1
81	Komercialni krediti in predujmi	2	1	0	0	0	0	0	0	0	0
89	Drugo	-6	0	-3	0	-3	0	0	0	0	1
F	**Obveznosti**	685	-86	200	0	10	13	124	51	2	143
1	Denarno zlato in PPČ	0	0	0	0	0	0	0	0	0	0
2	Gotovina in vloge	0	0	0	0	0	0	0	0	0	0
21	Gotovina	0	0	0	0	0	0	0	0	0	0
22	Prenosljive vloge	0	0	0	0	0	0	0	0	0	0
29	Druge vloge	0	0	0	0	0	0	0	0	0	0
3	Dolžniški vrednostni papirji	3	0	2	0	0	0	0	7	-5	1
331	Kratkoročni	0	0	0	0	0	0	0	0	0	0
332	Dolgoročni	3	0	2	0	0	0	0	7	-5	1
4	Posojila	0	0	0	0	0	0	0	0	0	0
41	Kratkoročna	0	0	0	0	0	0	0	0	0	0
42	Dolgoročna	0	0	0	0	0	0	0	0	0	0
5	Lastniški kapital	276	-83	198	0	10	12	124	43	8	133
511	Delnice, ki kotirajo	175	9	44	0	9	12	2	13	8	99
512	Delnice, ki ne kotirajo	102	-92	162	0	9	0	122	31	0	33
519	Drug lastniški kapital	-1	0	-8	0	-8	0	0	0	0	0
52	Delnice/enote investicijskih skladov	0	0	0	0	0	0	0	0	0	0
6	Zavarovanja in pokojninske sheme	408	-4	0	0	0	1	-1	0	0	8
61	Rezervacije iz neživljenjskih zavarovanj	-3	-4	0	0	0	1	-1	0	0	8
62	Življenjska zavarovanja	209	0	0	0	0	0	0	0	0	0
63+64+65	Pokojninske pravice	201	0	0	0	0	0	0	0	0	0
7	Izvedeni finančni instrumenti	0	0	0	0	0	0	0	0	0	0
8	Druge obveznosti	-1	0	0	0	0	0	0	0	0	1
81	Komercialni krediti in predujmi	-1	0	0	0	0	0	0	0	0	0
89	Drugo	0	0	0	0	0	0	0	0	0	2
	Neto vrednostne spremembe	-238	32	5	0	-26	56	-25	3	-3	157
		Gospodarstvo Slovenije/ *Total economy*	Nefinančne družbe/ *Non-financial corporations*	Finančne družbe/ *Financial corporations*	Centralna banka/ *Central Bank*	Druge denarne finančne institucije/ *Other monetary financial institutions*	Investicijski skladi razen MMF / *Non-MMF investment funds*	Drugi finančni posredniki razen skladov/ *Other financial intermediaries except funds*	Zavarovalne družbe/ *Insurance corporations*	Pokojninski skladi/ *Pension funds*	Država/ *General government*
		S1	S11	S12	S121	S122+S123	S124	S125+S126 +S127	S128	S129	S13

S.128+S.129 - Insurance corporations and pension funds

Non-consolidated financial accounts - revaluation changes 2014 B.1.5.3.

EUR millions

Institutional sectors											
S1311	S1313	S1314	S14	S15	S2	S21	S2111	S2112	S22	Financial Instruments	Code
299	0	0	-3	0	251	237	134	103	14	**Financial Assets**	F
0	0	0	0	0	0	0	0	0	0	Monetary gold and SDRs	1
0	0	0	0	0	0	0	0	0	0	Currency and deposits	2
0	0	0	0	0	0	0	0	0	0	Currency	21
0	0	0	0	0	0	0	0	0	0	Transferable deposits	22
0	0	0	0	0	0	0	0	0	0	Other deposits	29
298	0	0	0	0	185	179	82	96	7	Debt securities	3
0	0	0	0	0	-6	-5	-5	0	-1	Short-term	31
298	0	0	0	0	192	184	87	96	8	Long-term	32
0	0	0	0	0	0	0	0	0	0	Loans	4
0	0	0	0	0	0	0	0	0	0	Short-term	41
0	0	0	0	0	0	0	0	0	0	Long-term	42
0	0	0	0	0	72	64	58	6	8	Equity	5
0	0	0	0	0	16	15	9	5	2	Listed shares	511
0	0	0	0	0	3	8	3	4	-4	Unlisted shares	512
0	0	0	0	0	-6	-3	-3	0	-3	Other equity	519
0	0	0	0	0	59	45	49	-4	14	Investment fund shares/units	52
0	0	0	0	0	1	1	1	0	0	Insurance and pension schemes	6
0	0	0	0	0	1	1	1	0	0	Non-life technical reserves	61
0	0	0	0	0	0	0	0	0	0	Life insurance	62
0	0	0	0	0	0	0	0	0	0	Pension entitlements	63+64+65
0	0	0	0	0	-3	-2	-2	0	-1	Financial derivatives	7
1	0	0	-3	0	-5	-5	-5	0	0	Other accounts receivable	8
0	0	0	1	0	1	0	0	0	0	Trade credits and advances	81
1	0	0	-4	0	-5	-5	-5	0	0	Other	89
74	0	69	428	1	63	59	29	30	4	**Liabilities**	
0	0	0	0	0	0	0	0	0	0	Monetary gold and SDRs	1
0	0	0	0	0	0	0	0	0	0	Currency and deposits	2
0	0	0	0	0	0	0	0	0	0	Currency	21
0	0	0	0	0	0	0	0	0	0	Transferable deposits	22
0	0	0	0	0	0	0	0	0	0	Other deposits	29
0	0	0	0	0	0	0	0	0	0	Debt securities	3
0	0	0	0	0	0	0	0	0	0	Short-term	31
0	0	0	0	0	0	0	0	0	0	Long-term	32
0	0	0	0	0	0	0	0	0	0	Loans	4
0	0	0	0	0	0	0	0	0	0	Short-term	41
0	0	0	0	0	0	0	0	0	0	Long-term	42
63	0	70	27	1	67	63	35	28	4	Equity	5
63	0	36	21	1	57	53	18	35	4	Listed shares	511
0	0	33	-1	0	16	16	20	-4	0	Unlisted shares	512
0	0	0	7	0	-6	-6	-3	-3	0	Other equity	519
0	0	0	0	0	0	0	0	0	0	Investment fund shares/units	52
8	0	0	403	0	-3	-3	-5	1	0	Insurance and pension schemes	6
8	0	0	-7	0	-3	-3	-5	1	0	Non-life technical reserves	61
0	0	0	209	0	0	0	0	0	0	Life insurance	62
0	0	0	201	0	0	0	0	0	0	Pension entitlements	63+64+65
0	0	0	0	0	0	0	0	0	0	Financial derivatives	7
2	0	-1	-3	0	0	-1	-1	0	0	Other accounts payable	8
0	0	0	-1	0	1	1	0	0	0	Trade credits and advances	81
2	0	0	-1	0	-1	-1	-1	0	0	Other	89
226	0	-69	-431	-1	188	178	105	73	10	**Net revaluation changes**	
Centralna država/ *Central government*	Lokalna država/ *Local government*	Skladi socialne varnosti/ *Social security funds*	Gospodinjstva/ *Households*	Nepr.instit., ki opravljajo storitve za gospod./ *Non-profit institutions serving households*	Tujina/ *Rest of the world*	Evropska unija/ *European Union*	Evroobmočje/ *Euro area*	Ostala EU/ *Other EU*	Ostali svet/ Others		
S1311	S1313	S1314	S14	S15	S2	S21	S2111	S2112	S22		

B.1.5.3.

S.128+S.129 - zavarovalne družbe in pokojninski skladi

B.1.5.4. Nekonsolidirani finančni računi - stanja 2014 (konec leta)

v mio EUR

B.1.5.4.

Oznaka	Finančni instrumenti	Institucionalni sektorji									
		S1	S11	S12	S121	S122+S123	S124	S125+S126 +S127	S128	S129	S13
F	**Finančna sredstva**	5.050	593	2.489	0	1.074	727	160	517	10	1.856
1	Denarno zlato in PPČ	0	0	0	0	0	0	0	0	0	0
2	Gotovina in vloge	760	0	760	0	760	0	0	0	0	0
21	Gotovina	0	0	0	0	0	0	0	0	0	0
22	Prenosljive vloge	36	0	36	0	36	0	0	0	0	0
29	Druge vloge	723	0	723	0	723	0	0	0	0	0
3	Dolžniški vrednostni papirji	2.400	257	302	0	253	0	26	24	0	1.841
31	Kratkoročni	98	35	0	0	0	0	0	0	0	62
32	Dolgoročni	2.303	221	302	0	253	0	26	24	0	1.779
4	Posojila	126	37	70	0	42	0	26	2	0	0
41	Kratkoročna	38	11	26	0	0	0	26	0	0	0
42	Dolgoročna	89	26	44	0	42	0	0	2	0	0
5	Lastniški kapital	1.387	251	1.136	0	18	727	107	275	9	0
511	Delnice, ki kotirajo	281	172	109	0	0	0	54	55	0	0
512	Delnice, ki ne kotirajo	356	67	289	0	11	0	50	220	9	0
519	Drug lastniški kapital	40	12	28	0	0	25	3	0	0	0
52	Delnice/enote investicijskih skladov	709	0	709	0	7	702	0	0	0	0
6	Zavarovanja in pokojninske sheme	185	0	185	0	0	0	0	185	0	0
61	Rezervacije iz neživljenjskih zavarovanj	185	0	185	0	0	0	0	185	0	0
62	Življenjska zavarovanja	0	0	0	0	0	0	0	0	0	0
63+64+65	Pokojninske pravice	0	0	0	0	0	0	0	0	0	0
7	Izvedeni finančni instrumenti	0	0	0	0	0	0	0	0	0	0
8	Druge terjatve	191	49	36	0	1	0	2	31	1	15
81	Komercialni krediti in predujmi	156	47	18	0	1	0	1	16	0	1
89	Drugo	35	2	19	0	1	0	1	16	1	13
F	**Obveznosti**	8.522	487	828	0	124	39	138	493	34	673
1	Denarno zlato in PPČ	0	0	0	0	0	0	0	0	0	0
2	Gotovina in vloge	0	0	0	0	0	0	0	0	0	0
21	Gotovina	0	0	0	0	0	0	0	0	0	0
22	Prenosljive vloge	0	0	0	0	0	0	0	0	0	0
29	Druge vloge	0	0	0	0	0	0	0	0	0	0
3	Dolžniški vrednostni papirji	37	2	29	0	4	1	0	10	14	4
331	Kratkoročni	0	0	0	0	0	0	0	0	0	0
332	Dolgoročni	37	2	29	0	4	1	0	10	14	4
4	Posojila	2	0	2	0	0	0	0	2	0	0
41	Kratkoročna	0	0	0	0	0	0	0	0	0	0
42	Dolgoročna	2	0	2	0	0	0	0	2	0	0
5	Lastniški kapital	1.364	54	530	0	83	36	127	265	19	620
511	Delnice, ki kotirajo	636	41	116	0	20	36	4	37	19	405
512	Delnice, ki ne kotirajo	640	13	412	0	61	0	123	228	0	215
519	Drug lastniški kapital	88	0	2	0	2	0	0	0	0	0
52	Delnice/enote investicijskih skladov	0	0	0	0	0	0	0	0	0	0
6	Zavarovanja in pokojninske sheme	6.991	408	224	0	37	2	0	185	0	12
61	Rezervacije iz neživljenjskih zavarovanj	1.356	408	224	0	37	2	0	185	0	12
62	Življenjska zavarovanja	2.781	0	0	0	0	0	0	0	0	0
63+64+65	Pokojninske pravice	2.854	0	0	0	0	0	0	0	0	0
7	Izvedeni finančni instrumenti	0	0	0	0	0	0	0	0	0	0
8	Druge obveznosti	128	24	44	0	1	0	11	31	2	37
81	Komercialni krediti in predujmi	44	15	17	0	0	0	1	16	0	0
89	Drugo	85	9	27	0	0	0	9	15	2	37
	Neto finančna sredstva	-3.472	106	1.661	0	950	689	22	24	-24	1.183
		Gospodarstvo Slovenije/ *Total economy*	Nefinančne družbe/ *Non-financial corporations*	Finančne družbe/ *Financial corporations*	Centralna banka/ *Central Bank*	Druge denarne finančne institucije/ *Other monetary financial institutions*	Investicijski skladi razen MMF / *Non-MMF investment funds*	Drugi finančni posredniki razen skladov/ *Other financial intermediaries except funds*	Zavarovalne družbe/ *Insurance corporations*	Pokojninski skladi/ *Pension funds*	Država/ *General government*
		S1	S11	S12	S121	S122+S123	S124	S125+S126 +S127	S128	S129	S13

S.128+S.129 - Insurance corporations and pension funds

Non-consolidated financial accounts - outstanding amounts 2014 (end of year) B.1.5.4.

EUR millions

Institutional sectors											
S1311	S1313	S1314	S14	S15	S2	S21	S2111	S2112	S22	Financial Instruments	Code
1.848	0	8	111	1	4.414	3.615	3.085	530	799	**Financial Assets**	F
0	0	0	0	0	0	0	0	0	0	Monetary gold and SDRs	1
0	0	0	0	0	21	17	17	0	4	Currency and deposits	2
0	0	0	0	0	0	0	0	0	0	Currency	21
0	0	0	0	0	12	12	12	0	0	Transferable deposits	22
0	0	0	0	0	10	5	5	0	4	Other deposits	29
1.841	0	0	0	0	3.037	2.559	2.067	491	479	Debt securities	3
62	0	0	0	0	52	38	38	0	14	Short-term	31
1.779	0	0	0	0	2.986	2.521	2.030	491	465	Long-term	32
0	0	0	20	0	23	3	1	2	21	Loans	4
0	0	0	0	0	0	0	0	0	0	Short-term	41
0	0	0	20	0	23	3	1	2	21	Long-term	42
0	0	0	0	0	1.210	972	953	19	238	Equity	5
0	0	0	0	0	150	118	112	6	32	Listed shares	511
0	0	0	0	0	84	16	11	5	68	Unlisted shares	512
0	0	0	0	0	18	0	0	0	18	Other equity	519
0	0	0	0	0	958	838	830	8	121	Investment fund shares/units	52
0	0	0	0	0	31	25	17	8	6	Insurance and pension schemes	6
0	0	0	0	0	31	25	17	8	6	Non-life technical reserves	61
0	0	0	0	0	0	0	0	0	0	Life insurance	62
0	0	0	0	0	0	0	0	0	0	Pension entitlements	63+64+65
0	0	0	0	0	0	0	0	0	0	Financial derivatives	7
6	0	8	91	1	91	40	30	10	51	Other accounts receivable	8
1	0	0	89	1	57	6	2	4	51	Trade credits and advances	81
5	0	8	2	0	34	34	29	6	0	Other	89
268	1	404	6.531	3	667	542	319	223	124	**Liabilities**	
0	0	0	0	0	0	0	0	0	0	Monetary gold and SDRs	1
0	0	0	0	0	0	0	0	0	0	Currency and deposits	2
0	0	0	0	0	0	0	0	0	0	Currency	21
0	0	0	0	0	0	0	0	0	0	Transferable deposits	22
0	0	0	0	0	0	0	0	0	0	Other deposits	29
3	0	2	3	0	1	1	1	0	0	Debt securities	3
0	0	0	0	0	0	0	0	0	0	Short-term	31
3	0	2	3	0	1	1	1	0	0	Long-term	32
0	0	0	0	0	24	24	24	0	0	Loans	4
0	0	0	0	0	0	0	0	0	0	Short-term	41
0	0	0	0	0	24	24	24	0	0	Long-term	42
220	0	400	160	1	326	312	205	107	14	Equity	5
220	0	185	74	1	176	161	54	107	14	Listed shares	511
0	0	215	0	0	151	151	151	0	0	Unlisted shares	512
0	0	0	86	0	0	0	0	0	0	Other equity	519
0	0	0	0	0	0	0	0	0	0	Investment fund shares/units	52
11	1	0	6.345	2	218	133	30	104	84	Insurance and pension schemes	6
11	1	0	710	2	216	132	29	103	84	Non-life technical reserves	61
0	0	0	2.781	0	0	0	0	0	0	Life insurance	62
0	0	0	2.854	0	1	1	0	1	0	Pension entitlements	63+64+65
0	0	0	0	0	0	0	0	0	0	Financial derivatives	7
34	0	3	23	0	97	72	59	13	26	Other accounts payable	8
0	0	0	10	0	88	63	53	10	26	Trade credits and advances	81
34	0	3	13	0	9	9	6	3	0	Other	89
1.579	-1	-396	-6.421	-2	3.747	3.072	2.766	307	675	**Net financial assets**	
Centralna država/ *Central government*	Lokalna država/ *Local government*	Skladi socialne varnosti/ *Social security funds*	Gospodinjstva/ *Households*	Nepr.insti., ki opravljajo storitve za gospod./ *Non-profit institutions serving households*	Tujina/ *Rest of the world*	Evropska unija/ *European Union*	Evroobmočje/ *Euro area*	Ostala EU/ *Other EU*	Ostali svet/ Others		
S1311	S1313	S1314	S14	S15	S2	S21	S2111	S2112	S22		

B.1.5.4.

S.13 - država

B.1.6.1. Nekonsolidirani finančni računi - stanja 2013 (konec leta)

v mio EUR

B.1.6.1.

Oznaka	Finančni instrumenti	Institucionalni sektorji									
		S1	S11	S12	S121	S122+S123	S124	S125+S126 +S127	S128	S129	S13
F	**Finančna sredstva**	26.116	12.966	7.557	2.653	4.080	29	269	525	2	5.033
1	Denarno zlato in PPČ	0	0	0	0	0	0	0	0	0	0
2	Gotovina in vloge	5.443	0	3.459	1.828	1.631	0	0	0	0	1.985
21	Gotovina	0	0	0	0	0	0	0	0	0	0
22	Prenosljive vloge	552	0	552	369	183	0	0	0	0	0
29	Druge vloge	4.890	0	2.906	1.459	1.447	0	0	0	0	1.985
3	Dolžniški vrednostni papirji	453	30	28	0	24	0	0	4	0	394
31	Kratkoročni	26	5	2	0	2	0	0	0	0	19
32	Dolgoročni	427	25	26	0	22	0	0	4	0	376
4	Posojila	3.778	3.250	301	0	64	0	237	0	0	109
41	Kratkoročna	1.284	1.149	120	0	0	0	120	0	0	8
42	Dolgoročna	2.494	2.102	181	0	64	0	117	0	0	102
5	Lastniški kapital	13.236	7.846	3.675	823	2.329	29	8	487	0	1.716
511	Delnice, ki kotirajo	1.718	1.412	306	0	0	0	0	306	0	0
512	Delnice, ki ne kotirajo	7.332	3.512	2.512	0	2.328	0	2	181	0	1.308
519	Drug lastniški kapital	4.158	2.923	828	823	0	0	5	0	0	407
52	Delnice/enote investicijskih skladov	29	0	29	0	1	29	0	0	0	0
6	Zavarovanja in pokojninske sheme	2	0	2	0	0	0	0	2	0	0
61	Rezervacije iz neživljenjskih zavarovanj	2	0	2	0	0	0	0	2	0	0
62	Življenjska zavarovanja	0	0	0	0	0	0	0	0	0	0
63+64+65	Pokojninske pravice	0	0	0	0	0	0	0	0	0	0
7	Izvedeni finančni instrumenti	1	0	0	0	0	0	0	0	0	0
8	Druge terjatve	3.203	1.839	92	2	32	0	24	32	2	829
81	Komercialni krediti in predujmi	399	343	7	1	0	0	5	1	0	0
89	Drugo	2.805	1.496	86	2	32	0	19	31	2	829
F	**Obveznosti**	17.337	1.576	9.484	292	7.378	22	141	991	660	5.033
1	Denarno zlato in PPČ	0	0	0	0	0	0	0	0	0	0
2	Gotovina in vloge	2.077	36	57	54	0	0	3	0	0	1.985
21	Gotovina	0	0	0	0	0	0	0	0	0	0
22	Prenosljive vloge	0	0	0	0	0	0	0	0	0	0
29	Druge vloge	2.077	36	57	54	0	0	3	0	0	1.985
3	Dolžniški vrednostni papirji	8.158	53	7.483	238	5.579	22	13	976	656	394
331	Kratkoročni	566	1	540	12	424	0	2	7	94	19
332	Dolgoročni	7.592	52	6.944	226	5.155	22	10	969	562	376
4	Posojila	2.137	160	1.861	0	1.776	0	85	0	0	109
41	Kratkoročna	57	8	41	0	41	0	0	0	0	8
42	Dolgoročna	2.080	152	1.821	0	1.735	0	85	0	0	102
5	Lastniški kapital	1.761	44	0	0	0	0	0	0	0	1.716
511	Delnice, ki kotirajo	0	0	0	0	0	0	0	0	0	0
512	Delnice, ki ne kotirajo	1.309	0	0	0	0	0	0	0	0	1.308
519	Drug lastniški kapital	451	44	0	0	0	0	0	0	0	407
52	Delnice/enote investicijskih skladov	0	0	0	0	0	0	0	0	0	0
6	Zavarovanja in pokojninske sheme	0	0	0	0	0	0	0	0	0	0
61	Rezervacije iz neživljenjskih zavarovanj	0	0	0	0	0	0	0	0	0	0
62	Življenjska zavarovanja	0	0	0	0	0	0	0	0	0	0
63+64+65	Pokojninske pravice	0	0	0	0	0	0	0	0	0	0
7	Izvedeni finančni instrumenti	4	0	4	0	4	0	0	0	0	0
8	Druge obveznosti	3.200	1.283	79	0	19	0	41	14	4	829
81	Komercialni krediti in predujmi	786	725	14	0	1	0	12	1	0	0
89	Drugo	2.414	558	65	0	18	0	29	13	4	829
	Neto finančna sredstva	8.779	11.390	-1.927	2.361	-3.298	7	127	-466	-659	0
		Gospodarstvo Slovenije/ *Total economy*	Nefinančne družbe/ *Non-financial corporations*	Finančne družbe/ *Financial corporations*	Centralna banka/ *Central Bank*	Druge denarne finančne institucije/ *Other monetary financial institutions*	Investicijski skladi razen MMF/ *Non-MMF investment funds*	Drugi finančni posredniki razen skladov/ *Other financial intermediaries except funds*	Zavarovalne družbe/ *Insurance corporations*	Pokojninski skladi/ *Pension funds*	Država/ *General government*
		S1	S11	S12	S121	S122+S123	S124	S125+S126 +S127	S128	S129	S13

S.13 - General government

Non-consolidated financial accounts - outstanding amounts 2013 (end of year) B.1.6.1.

EUR millions

Institutional sectors											
S1311	S1313	S1314	S14	S15	S2	S21	S2111	S2112	S22	Financial Instruments	Code
3.848	177	1.008	539	21	2.582	2.457	2.296	161	125	**Financial Assets**	F
0	0	0	0	0	0	0	0	0	0	Monetary gold and SDRs	1
1.985	0	0	0	0	541	541	540	0	1	Currency and deposits	2
0	0	0	0	0	0	0	0	0	0	Currency	21
0	0	0	0	0	2	1	1	0	1	Transferable deposits	22
1.985	0	0	0	0	540	540	540	0	0	Other deposits	29
394	0	0	0	0	145	129	105	24	16	Debt securities	3
19	0	0	0	0	0	0	0	0	0	Short-term	31
376	0	0	0	0	145	129	105	24	16	Long-term	32
9	100	0	103	14	1.162	1.162	1.162	0	0	Loans	4
7	1	0	7	0	0	0	0	0	0	Short-term	41
2	100	0	96	14	1.162	1.162	1.162	0	0	Long-term	42
791	5	920	0	0	578	501	390	111	77	Equity	5
0	0	0	0	0	41	35	34	1	6	Listed shares	511
388	0	920	0	0	1	0	0	0	1	Unlisted shares	512
403	5	0	0	0	402	391	282	108	12	Other equity	519
0	0	0	0	0	134	76	74	2	58	Investment fund shares/units	52
0	0	0	0	0	0	0	0	0	0	Insurance and pension schemes	6
0	0	0	0	0	0	0	0	0	0	Non-life technical reserves	61
0	0	0	0	0	0	0	0	0	0	Life insurance	62
0	0	0	0	0	0	0	0	0	0	Pension entitlements	63+64+65
0	0	0	0	0	0	0	0	0	0	Financial derivatives	7
669	72	88	436	7	155	124	99	26	31	Other accounts receivable	8
0	0	0	46	4	42	39	36	3	3	Trade credits and advances	81
669	72	88	391	3	114	85	63	22	28	Other	89
4.774	161	97	1.167	77	16.305	11.967	8.410	3.557	4.338	**Liabilities**	
0	0	0	0	0	0	0	0	0	0	Monetary gold and SDRs	1
1.985	0	0	0	0	0	0	0	0	0	Currency and deposits	2
0	0	0	0	0	0	0	0	0	0	Currency	21
0	0	0	0	0	0	0	0	0	0	Transferable deposits	22
1.985	0	0	0	0	0	0	0	0	0	Other deposits	29
307	0	87	204	23	14.678	10.366	7.186	3.180	4.312	Debt securities	3
19	0	0	7	0	47	43	43	0	4	Short-term	31
288	0	87	197	23	14.631	10.323	7.143	3.180	4.308	Long-term	32
102	5	2	6	0	1.311	1.311	949	362	1	Loans	4
7	0	0	1	0	0	0	0	0	0	Short-term	41
95	5	2	6	0	1.311	1.311	949	362	1	Long-term	42
1.704	5	7	1	0	0	0	0	0	0	Equity	5
0	0	0	0	0	0	0	0	0	0	Listed shares	511
1.301	1	7	1	0	0	0	0	0	0	Unlisted shares	512
403	5	0	0	0	0	0	0	0	0	Other equity	519
0	0	0	0	0	0	0	0	0	0	Investment fund shares/units	52
0	0	0	0	0	0	0	0	0	0	Insurance and pension schemes	6
0	0	0	0	0	0	0	0	0	0	Non-life technical reserves	61
0	0	0	0	0	0	0	0	0	0	Life insurance	62
0	0	0	0	0	0	0	0	0	0	Pension entitlements	63+64+65
0	0	0	0	0	0	0	0	0	0	Financial derivatives	7
677	150	2	956	54	317	291	276	15	26	Other accounts payable	8
0	0	0	39	8	253	227	223	4	26	Trade credits and advances	81
677	150	2	916	46	64	63	52	11	0	Other	89
-926	16	911	-627	-56	-13.723	-9.510	-6.115	-3.395	-4.214	**Net financial assets**	
Centralna država/ *Central government*	Lokalna država/ *Local government*	Skladi socialne varnosti/ *Social security funds*	Gospodinjstva/ *Households*	Nepr.insti., ki opravljajo storitve za gospod./ *Non-profit institutions serving households*	Tujina/ *Rest of the world*	Evropska unija/ *European Union*	Evroobmočje/ *Euro area*	Ostala EU/ *Other EU*	Ostali svet/ Others		
S1311	S1313	S1314	S14	S15	S2	S21	S2111	S2112	S22		

B.1.6.1.

S.13 - država

B.1.6.2. Nekonsolidirani finančni računi - transakcije 2014

v mio EUR

B.1.6.2.

Oznaka	Finančni instrumenti	Institucionalni sektorji									
		S1	S11	S12	S121	S122+S123	S124	S125+S126 +S127	S128	S129	S13
F	**Finančna sredstva**	3.902	119	1.828	1.013	758	1	51	5	0	2.003
1	Denarno zlato in PPČ	0	0	0	0	0	0	0	0	0	0
2	Gotovina in vloge	3.425	0	1.249	1.013	236	0	0	0	0	2.176
21	Gotovina	0	0	0	0	0	0	0	0	0	0
22	Prenosljive vloge	2.388	0	2.388	2.354	34	0	0	0	0	0
29	Druge vloge	1.037	0	-1.139	-1.342	202	0	0	0	0	2.176
3	Dolžniški vrednostni papirji	-107	-6	-8	0	-8	0	0	0	0	-93
31	Kratkoročni	-21	-5	-2	0	-2	0	0	0	0	-14
32	Dolgoročni	-87	-2	-6	0	-6	0	0	0	0	-79
4	Posojila	817	315	488	0	441	0	47	0	0	14
41	Kratkoročna	176	154	18	0	0	0	18	0	0	-1
42	Dolgoročna	642	161	470	0	441	0	29	0	0	15
5	Lastniški kapital	-120	-201	81	0	81	0	0	0	0	0
511	Delnice, ki kotirajo	-73	-73	0	0	0	0	0	0	0	0
512	Delnice, ki ne kotirajo	-44	-125	81	0	81	0	0	0	0	0
519	Drug lastniški kapital	-2	-2	0	0	0	0	0	0	0	0
52	Delnice/enote investicijskih skladov	-1	0	-1	0	-1	0	0	0	0	0
6	Zavarovanja in pokojninske sheme	2	0	2	0	0	0	0	2	0	0
61	Rezervacije iz neživljenjskih zavarovanj	2	0	2	0	0	0	0	2	0	0
62	Življenjska zavarovanja	0	0	0	0	0	0	0	0	0	0
63+64+65	Pokojninske pravice	0	0	0	0	0	0	0	0	0	0
7	Izvedeni finančni instrumenti	0	0	0	0	0	0	0	0	0	0
8	Druge terjatve	-116	11	16	0	8	1	4	3	0	-94
81	Komercialni krediti in predujmi	-19	-16	-2	-1	0	0	-2	0	0	0
89	Drugo	-97	26	18	1	8	1	6	3	0	-94
F	**Obveznosti**	2.140	-127	459	27	556	-7	-23	21	-115	2.003
1	Denarno zlato in PPČ	0	0	0	0	0	0	0	0	0	0
2	Gotovina in vloge	2.180	-1	5	4	0	0	1	0	0	2.176
21	Gotovina	0	0	0	0	0	0	0	0	0	0
22	Prenosljive vloge	0	0	0	0	0	0	0	0	0	0
29	Druge vloge	2.179	-1	5	4	0	0	1	0	0	2.176
3	Dolžniški vrednostni papirji	216	-10	396	23	471	-6	-3	21	-111	-93
331	Kratkoročni	113	-1	134	52	124	0	-2	-7	-32	-14
332	Dolgoročni	103	-9	262	-29	347	-6	-1	28	-79	-79
4	Posojila	-3	-26	9	0	24	0	-15	0	0	14
41	Kratkoročna	-22	-2	-20	0	-20	0	0	0	0	-1
42	Dolgoročna	20	-24	28	0	44	0	-15	0	0	15
5	Lastniški kapital	0	0	0	0	0	0	0	0	0	0
511	Delnice, ki kotirajo	0	0	0	0	0	0	0	0	0	0
512	Delnice, ki ne kotirajo	0	0	0	0	0	0	0	0	0	0
519	Drug lastniški kapital	0	0	0	0	0	0	0	0	0	0
52	Delnice/enote investicijskih skladov	0	0	0	0	0	0	0	0	0	0
6	Zavarovanja in pokojninske sheme	0	0	0	0	0	0	0	0	0	0
61	Rezervacije iz neživljenjskih zavarovanj	0	0	0	0	0	0	0	0	0	0
62	Življenjska zavarovanja	0	0	0	0	0	0	0	0	0	0
63+64+65	Pokojninske pravice	0	0	0	0	0	0	0	0	0	0
7	Izvedeni finančni instrumenti	-2	0	-2	0	-2	0	0	0	0	0
8	Druge obveznosti	-251	-90	51	0	63	-1	-6	-1	-4	-94
81	Komercialni krediti in predujmi	-20	-24	-5	0	1	0	-6	0	0	0
89	Drugo	-232	-66	56	0	62	0	0	-1	-4	-94
	Neto finančne transakcije	1.762	246	1.370	987	202	8	74	-16	115	0
		Gospodarstvo Slovenije/ *Total economy*	Nefinančne družbe/ *Non-financial corporations*	Finančne družbe/ *Financial corporations*	Centralna banka/ *Central Bank*	Druge denarne finančne institucije/ *Other monetary financial institutions*	Investicijski skladi razen MMF/ *Non-MMF investment funds*	Drugi finančni posredniki razen skladov/ *Other financial intermediaries except funds*	Zavarovalne družbe/ *Insurance corporations*	Pokojninski skladi/ *Pension funds*	Država/ *General government*
		S1	S11	S12	S121	S122+S123	S124	S125+S126 +S127	S128	S129	S13

S.13 - General government

Non-consolidated financial accounts - transactions 2014 B.1.6.2.

EUR millions

Institutional sectors											
S1311	S1313	S1314	S14	S15	S2	S21	S2111	S2112	S22	Financial Instruments	Code
1.998	18	-12	-47	-2	1.108	1.109	1.089	20	-1	**Financial Assets**	F
0	0	0	0	0	0	0	0	0	0	Monetary gold and SDRs	1
2.176	0	0	0	0	931	931	931	0	0	Currency and deposits	2
0	0	0	0	0	0	0	0	0	0	Currency	21
0	0	0	0	0	0	0	0	0	0	Transferable deposits	22
2.176	0	0	0	0	932	932	932	0	0	Other deposits	29
-93	0	0	0	0	-23	-18	-6	-12	-6	Debt securities	3
-14	0	0	0	0	0	0	0	0	0	Short-term	31
-79	0	0	0	0	-23	-18	-6	-12	-6	Long-term	32
1	13	0	0	-1	48	48	48	0	0	Loans	4
-1	0	0	4	0	0	0	0	0	0	Short-term	41
2	14	0	-4	-1	48	48	48	0	0	Long-term	42
0	0	0	0	0	88	86	81	5	3	Equity	5
0	0	0	0	0	-6	-6	-6	0	0	Listed shares	511
0	0	0	0	0	0	0	0	0	0	Unlisted shares	512
0	0	0	0	0	77	77	71	6	1	Other equity	519
0	0	0	0	0	17	15	16	-1	2	Investment fund shares/units	52
0	0	0	0	0	0	0	0	0	0	Insurance and pension schemes	6
0	0	0	0	0	0	0	0	0	0	Non-life technical reserves	61
0	0	0	0	0	0	0	0	0	0	Life insurance	62
0	0	0	0	0	0	0	0	0	0	Pension entitlements	63+64+65
0	0	0	0	0	-1	-1	-1	0	0	Financial derivatives	7
-86	4	-12	-47	-1	64	61	35	27	2	Other accounts receivable	8
0	0	0	0	-1	26	23	-2	25	2	Trade credits and advances	81
-86	4	-12	-47	0	38	38	36	1	0	Other	89
2.013	8	-18	-184	-11	4.769	3.518	1.879	1.640	1.251	**Liabilities**	
0	0	0	0	0	0	0	0	0	0	Monetary gold and SDRs	1
2.176	0	0	0	0	0	0	0	0	0	Currency and deposits	2
0	0	0	0	0	0	0	0	0	0	Currency	21
0	0	0	0	0	0	0	0	0	0	Transferable deposits	22
2.176	0	0	0	0	0	0	0	0	0	Other deposits	29
-77	0	-16	-69	-8	4.083	2.946	1.817	1.128	1.137	Debt securities	3
-14	0	0	-7	0	182	186	186	0	-4	Short-term	31
-63	0	-16	-63	-8	3.901	2.760	1.631	1.128	1.141	Long-term	32
16	0	-2	1	0	398	398	23	376	0	Loans	4
-1	0	0	1	0	157	157	0	157	0	Short-term	41
17	0	-2	0	0	241	241	23	218	0	Long-term	42
0	0	0	0	0	0	0	0	0	0	Equity	5
0	0	0	0	0	0	0	0	0	0	Listed shares	511
0	0	0	0	0	0	0	0	0	0	Unlisted shares	512
0	0	0	0	0	0	0	0	0	0	Other equity	519
0	0	0	0	0	0	0	0	0	0	Investment fund shares/units	52
0	0	0	0	0	0	0	0	0	0	Insurance and pension schemes	6
0	0	0	0	0	0	0	0	0	0	Non-life technical reserves	61
0	0	0	0	0	0	0	0	0	0	Life insurance	62
0	0	0	0	0	0	0	0	0	0	Pension entitlements	63+64+65
0	0	0	0	0	0	0	0	0	0	Financial derivatives	7
-102	8	0	-115	-3	288	174	39	136	114	Other accounts payable	8
0	0	0	8	1	38	46	35	11	-8	Trade credits and advances	81
-102	8	0	-124	-5	250	128	3	125	122	Other	89
-15	10	5	137	9	-3.661	-2.410	-790	-1.620	-1.251	**Net financial transactions**	
Centralna država/ *Central government*	Lokalna država/ *Local government*	Skladi socialne varnosti/ *Social security funds*	Gospodinjstva/ *Households*	Nepr.instit., ki opravljajo storitve za gospod./ *Non-profit institutions serving households*	Tujina/ *Rest of the world*	Evropska unija/ *European Union*	Evroobmočje/ *Euro area*	Ostala EU/ *Other EU*	Ostali svet/ Others		
S1311	S1313	S1314	S14	S15	S2	S21	S2111	S2112	S22		

B.1.6.2.

S.13 - država

B.1.6.3. Nekonsolidirani finančni računi - vrednostne spremembe 2014

v mio EUR

B.1.6.3.

Oznaka	Finančni instrumenti	Institucionalni sektorji									
		S1	S11	S12	S121	S122+S123	S124	S125+S126 +S127	S128	S129	S13
F	**Finančna sredstva**	2.770	1.609	892	140	374	11	224	143	0	268
1	Denarno zlato in PPČ	0	0	0	0	0	0	0	0	0	0
2	Gotovina in vloge	28	0	16	18	-1	0	0	0	0	12
21	Gotovina	0	0	0	0	0	0	0	0	0	0
22	Prenosljive vloge	9	0	9	6	3	0	0	0	0	0
29	Druge vloge	19	0	7	11	-4	0	0	0	0	12
3	Dolžniški vrednostni papirji	38	-5	9	0	0	0	8	1	0	35
31	Kratkoročni	-1	0	0	0	0	0	0	0	0	-1
32	Dolgoročni	39	-5	9	0	0	0	8	1	0	35
4	Posojila	1.246	1.032	215	0	0	0	215	0	0	0
41	Kratkoročna	555	383	171	0	0	0	171	0	0	0
42	Dolgoročna	692	649	43	0	0	0	43	0	0	0
5	Lastniški kapital	1.426	582	643	122	374	11	3	133	0	201
511	Delnice, ki kotirajo	494	395	99	0	0	0	0	99	0	0
512	Delnice, ki ne kotirajo	660	90	410	0	374	0	3	33	0	160
519	Drug lastniški kapital	267	97	129	122	0	7	0	0	0	41
52	Delnice/enote investicijskih skladov	5	0	5	0	0	5	0	0	0	0
6	Zavarovanja in pokojninske sheme	8	0	8	0	0	0	0	8	0	0
61	Rezervacije iz neživljenjskih zavarovanj	8	0	8	0	0	0	0	8	0	0
62	Življenjska zavarovanja	0	0	0	0	0	0	0	0	0	0
63+64+65	Pokojninske pravice	0	0	0	0	0	0	0	0	0	0
7	Izvedeni finančni instrumenti	-1	0	0	0	0	0	0	0	0	0
8	Druge terjatve	24	1	2	0	2	0	-2	1	0	21
81	Komercialni krediti in predujmi	0	0	-1	0	0	0	-1	0	0	0
89	Drugo	24	1	3	0	2	0	-1	1	0	21
F	**Obveznosti**	813	4	531	2	225	13	-9	161	138	268
1	Denarno zlato in PPČ	0	0	0	0	0	0	0	0	0	0
2	Gotovina in vloge	11	0	0	0	0	0	0	0	0	12
21	Gotovina	0	0	0	0	0	0	0	0	0	0
22	Prenosljive vloge	0	0	0	0	0	0	0	0	0	0
29	Druge vloge	12	0	0	0	0	0	0	0	0	12
3	Dolžniški vrednostni papirji	573	0	526	2	217	12	-4	161	138	35
331	Kratkoročni	-4	0	-4	-1	-3	0	0	0	0	-1
332	Dolgoročni	578	0	530	3	220	12	-4	161	138	35
4	Posojila	1	0	1	0	2	0	0	0	0	0
41	Kratkoročna	-1	1	-2	0	-2	0	0	0	0	0
42	Dolgoročna	2	-1	3	0	3	0	0	0	0	0
5	Lastniški kapital	199	-1	0	0	0	0	0	0	0	201
511	Delnice, ki kotirajo	0	0	0	0	0	0	0	0	0	0
512	Delnice, ki ne kotirajo	159	0	0	0	0	0	0	0	0	160
519	Drug lastniški kapital	40	-1	0	0	0	0	0	0	0	41
52	Delnice/enote investicijskih skladov	0	0	0	0	0	0	0	0	0	0
6	Zavarovanja in pokojninske sheme	0	0	0	0	0	0	0	0	0	0
61	Rezervacije iz neživljenjskih zavarovanj	0	0	0	0	0	0	0	0	0	0
62	Življenjska zavarovanja	0	0	0	0	0	0	0	0	0	0
63+64+65	Pokojninske pravice	0	0	0	0	0	0	0	0	0	0
7	Izvedeni finančni instrumenti	4	0	4	0	4	0	0	0	0	0
8	Druge obveznosti	24	4	0	0	2	1	-5	1	0	21
81	Komercialni krediti in predujmi	4	5	-1	0	0	1	-2	0	0	0
89	Drugo	20	0	1	0	2	1	-3	1	0	21
	Neto vrednostne spremembe	1.957	1.605	361	138	149	-2	232	-19	-138	0
		Gospodarstvo Slovenije/ *Total economy*	Nefinančne družbe/ *Non-financial corporations*	Finančne družbe/ *Financial corporations*	Centralna banka/ *Central Bank*	Druge denarne finančne institucije/ *Other monetary financial institutions*	Investicijski skladi razen MMF/ *Non-MMF investment funds*	Drugi finančni posredniki razen skladov/ *Other financial intermediaries except funds*	Zavarovalne družbe/ *Insurance corporations*	Pokojninski skladi/ *Pension funds*	Država/ *General government*
		S1	S11	S12	S121	S122+S123	S124	S125+S126 +S127	S128	S129	S13

S.13 - General government

Non-consolidated financial accounts - revaluation changes 2014 B.1.6.3.

EUR millions

Institutional sectors											
S1311	S1313	S1314	S14	S15	S2	S21	S2111	S2112	S22	Financial Instruments	Code
269	0	-1	1	0	42	25	12	12	17	**Financial Assets**	F
0	0	0	0	0	0	0	0	0	0	Monetary gold and SDRs	1
12	0	0	0	0	0	0	0	0	0	Currency and deposits	2
0	0	0	0	0	0	0	0	0	0	Currency	21
0	0	0	0	0	0	0	0	0	0	Transferable deposits	22
12	0	0	0	0	0	0	0	0	0	Other deposits	29
35	0	0	0	0	2	3	-7	10	0	Debt securities	3
-1	0	0	0	0	0	0	0	0	0	Short-term	31
35	0	0	0	0	2	3	-7	10	0	Long-term	32
0	0	0	1	-1	0	0	0	0	0	Loans	4
0	0	0	0	0	0	0	0	0	0	Short-term	41
0	0	0	1	-1	0	0	0	0	0	Long-term	42
202	0	-1	0	0	28	14	14	0	14	Equity	5
0	0	0	0	0	6	5	5	0	1	Listed shares	511
161	0	-1	0	0	-1	0	0	0	0	Unlisted shares	512
41	0	0	0	0	1	0	0	0	1	Other equity	519
0	0	0	0	0	21	10	10	0	12	Investment fund shares/units	52
0	0	0	0	0	0	0	0	0	0	Insurance and pension schemes	6
0	0	0	0	0	0	0	0	0	0	Non-life technical reserves	61
0	0	0	0	0	0	0	0	0	0	Life insurance	62
0	0	0	0	0	0	0	0	0	0	Pension entitlements	63+64+65
0	0	0	0	0	1	1	1	0	0	Financial derivatives	7
21	0	0	0	1	10	7	5	2	3	Other accounts receivable	8
0	0	0	0	1	-1	-1	0	-1	0	Trade credits and advances	81
21	0	0	0	-1	11	7	4	3	3	Other	89
251	0	17	12	-2	2.270	1.624	1.150	474	646	**Liabilities**	
0	0	0	0	0	0	0	0	0	0	Monetary gold and SDRs	1
12	0	0	0	0	0	0	0	0	0	Currency and deposits	2
0	0	0	0	0	0	0	0	0	0	Currency	21
0	0	0	0	0	0	0	0	0	0	Transferable deposits	22
12	0	0	0	0	0	0	0	0	0	Other deposits	29
18	0	17	12	0	2.259	1.613	1.141	472	646	Debt securities	3
-1	0	0	0	0	-2	-2	-2	0	0	Short-term	31
19	0	17	12	0	2.261	1.615	1.143	472	646	Long-term	32
0	0	0	0	0	0	1	0	1	0	Loans	4
0	0	0	0	0	0	0	0	0	0	Short-term	41
0	0	0	0	0	0	1	0	1	0	Long-term	42
201	0	0	-1	0	0	0	0	0	0	Equity	5
0	0	0	0	0	0	0	0	0	0	Listed shares	511
160	0	0	-1	0	0	0	0	0	0	Unlisted shares	512
41	0	0	0	0	0	0	0	0	0	Other equity	519
0	0	0	0	0	0	0	0	0	0	Investment fund shares/units	52
0	0	0	0	0	0	0	0	0	0	Insurance and pension schemes	6
0	0	0	0	0	0	0	0	0	0	Non-life technical reserves	61
0	0	0	0	0	0	0	0	0	0	Life insurance	62
0	0	0	0	0	0	0	0	0	0	Pension entitlements	63+64+65
0	0	0	0	0	0	0	0	0	0	Financial derivatives	7
20	0	1	0	-1	10	10	9	1	0	Other accounts payable	8
0	0	0	0	0	4	4	4	1	0	Trade credits and advances	81
20	0	1	0	-1	6	6	5	1	0	Other	89
18	0	-18	-11	2	-2.228	-1.600	-1.138	-462	-629	**Net revaluation changes**	
Centralna država/ *Central government*	Lokalna država/ *Local government*	Skladi socialne varnosti/ *Social security funds*	Gospodinjstva/ *Households*	Nepr.instit., ki opravljajo storitve za gospod./ *Non-profit institutions serving households*	Tujina/ *Rest of the world*	Evropska unija/ *European Union*	Evroobmočje/ *Euro area*	Ostala EU/ *Other EU*	Ostali svet/ Others		
S1311	S1313	S1314	S14	S15	S2	S21	S2111	S2112	S22		

B.1.6.3.

S.13 - država

B.1.6.4. Nekonsolidirani finančni računi - stanja 2014 (konec leta)

v mio EUR

B.1.6.4.

Oznaka	Finančni instrumenti	Institucionalni sektorji									
		S1	S11	S12	S121	S122+S123	S124	S125+S126 +S127	S128	S129	S13
F	**Finančna sredstva**	32.788	14.695	10.277	3.807	5.213	41	543	672	1	7.304
1	Denarno zlato in PPČ	0	0	0	0	0	0	0	0	0	0
2	Gotovina in vloge	8.896	0	4.724	2.859	1.865	0	0	0	0	4.172
21	Gotovina	1	0	1	1	0	0	0	0	0	0
22	Prenosljive vloge	2.950	0	2.950	2.730	220	0	0	0	0	0
29	Druge vloge	5.946	0	1.774	128	1.645	0	0	0	0	4.172
3	Dolžniški vrednostni papirji	383	19	29	0	16	0	8	4	0	336
31	Kratkoročni	4	0	0	0	0	0	0	0	0	4
32	Dolgoročni	379	19	29	0	16	0	8	4	0	332
4	Posojila	5.841	4.598	1.004	0	505	0	499	0	0	123
41	Kratkoročna	2.014	1.686	310	0	0	0	310	0	0	7
42	Dolgoročna	3.827	2.912	694	0	505	0	189	0	0	117
5	Lastniški kapital	14.543	8.227	4.399	945	2.784	40	11	620	0	1.917
511	Delnice, ki kotirajo	2.138	1.733	405	0	0	0	0	405	0	0
512	Delnice, ki ne kotirajo	7.948	3.476	3.003	0	2.784	0	5	215	0	1.468
519	Drug lastniški kapital	4.424	3.018	957	945	0	7	5	0	0	448
52	Delnice/enote investicijskih skladov	33	0	33	0	0	33	0	0	0	0
6	Zavarovanja in pokojninske sheme	12	0	12	0	0	0	0	12	0	0
61	Rezervacije iz neživljenjskih zavarovanj	12	0	12	0	0	0	0	12	0	0
62	Življenjska zavarovanja	0	0	0	0	0	0	0	0	0	0
63+64+65	Pokojninske pravice	0	0	0	0	0	0	0	0	0	0
7	Izvedeni finančni instrumenti	0	0	0	0	0	0	0	0	0	0
8	Druge terjatve	3.112	1.850	110	3	43	1	26	36	1	756
81	Komercialni krediti in predujmi	380	327	3	0	1	0	2	0	0	0
89	Drugo	2.732	1.524	106	3	42	1	24	35	1	756
F	**Obveznosti**	20.289	1.453	10.473	321	8.159	28	109	1.173	683	7.304
1	Denarno zlato in PPČ	0	0	0	0	0	0	0	0	0	0
2	Gotovina in vloge	4.268	35	61	58	0	0	4	0	0	4.172
21	Gotovina	0	0	0	0	0	0	0	0	0	0
22	Prenosljive vloge	0	0	0	0	0	0	0	0	0	0
29	Druge vloge	4.268	35	61	58	0	0	4	0	0	4.172
3	Dolžniški vrednostni papirji	8.947	44	8.406	263	6.268	27	6	1.158	683	336
331	Kratkoročni	674	0	670	63	545	0	0	0	62	4
332	Dolgoročni	8.273	44	7.735	200	5.723	27	6	1.158	621	332
4	Posojila	2.136	134	1.872	0	1.802	0	70	0	0	123
41	Kratkoročna	34	7	19	0	19	0	0	0	0	7
42	Dolgoročna	2.102	127	1.852	0	1.782	0	70	0	0	117
5	Lastniški kapital	1.960	43	0	0	0	0	0	0	0	1.917
511	Delnice, ki kotirajo	0	0	0	0	0	0	0	0	0	0
512	Delnice, ki ne kotirajo	1.469	0	0	0	0	0	0	0	0	1.468
519	Drug lastniški kapital	491	43	0	0	0	0	0	0	0	448
52	Delnice/enote investicijskih skladov	0	0	0	0	0	0	0	0	0	0
6	Zavarovanja in pokojninske sheme	0	0	0	0	0	0	0	0	0	0
61	Rezervacije iz neživljenjskih zavarovanj	0	0	0	0	0	0	0	0	0	0
62	Življenjska zavarovanja	0	0	0	0	0	0	0	0	0	0
63+64+65	Pokojninske pravice	0	0	0	0	0	0	0	0	0	0
7	Izvedeni finančni instrumenti	5	0	5	0	5	0	0	0	0	0
8	Druge obveznosti	2.973	1.198	130	0	84	1	30	14	0	756
81	Komercialni krediti in predujmi	771	706	8	0	2	0	4	1	0	0
89	Drugo	2.202	492	122	0	83	0	26	13	0	756
	Neto finančna sredstva	12.499	13.242	-196	3.486	-2.946	13	434	-501	-682	0
		Gospodarstvo Slovenije/ *Total economy*	Nefinančne družbe/ *Non-financial corporations*	Finančne družbe/ *Financial corporations*	Centralna banka/ *Central Bank*	Druge denarne finančne institucije/ *Other monetary financial institutions*	Investicijski skladi razen MMF/ *Non-MMF investment funds*	Drugi finančni posredniki razen skladov/ *Other financial intermediaries except funds*	Zavarovalne družbe/ *Insurance corporations*	Pokojninski skladi/ *Pension funds*	Država/ *General government*
		S1	S11	S12	S121	S122+S123	S124	S125+S126 +S127	S128	S129	S13

S.13 - General government

Non-consolidated financial accounts - outstanding amounts 2014 (end of year) B.1.6.4.

EUR millions

Institutional sectors											
S1311	S1313	S1314	S14	S15	S2	S21	S2111	S2112	S22	Financial Instruments	Code
6.114	195	995	493	19	3.732	3.590	3.397	193	141	**Financial Assets**	F
0	0	0	0	0	0	0	0	0	0	Monetary gold and SDRs	1
4.172	0	0	0	0	1.473	1.472	1.472	0	1	Currency and deposits	2
0	0	0	0	0	0	0	0	0	0	Currency	21
0	0	0	0	0	1	1	0	0	1	Transferable deposits	22
4.172	0	0	0	0	1.471	1.471	1.471	0	0	Other deposits	29
336	0	0	0	0	124	114	91	23	10	Debt securities	3
4	0	0	0	0	0	0	0	0	0	Short-term	31
332	0	0	0	0	124	114	91	23	10	Long-term	32
10	113	0	104	13	1.211	1.211	1.211	0	0	Loans	4
6	0	0	11	0	0	0	0	0	0	Short-term	41
4	113	0	93	13	1.211	1.211	1.211	0	0	Long-term	42
993	5	919	0	0	695	601	485	116	94	Equity	5
0	0	0	0	0	41	34	33	1	8	Listed shares	511
549	0	919	0	0	0	0	0	0	0	Unlisted shares	512
443	5	0	0	0	481	467	353	114	14	Other equity	519
0	0	0	0	0	173	101	100	1	72	Investment fund shares/units	52
0	0	0	0	0	0	0	0	0	0	Insurance and pension schemes	6
0	0	0	0	0	0	0	0	0	0	Non-life technical reserves	61
0	0	0	0	0	0	0	0	0	0	Life insurance	62
0	0	0	0	0	0	0	0	0	0	Pension entitlements	63+64+65
0	0	0	0	0	0	0	0	0	0	Financial derivatives	7
604	76	76	390	6	229	192	138	54	36	Other accounts receivable	8
0	0	0	46	4	67	62	34	28	5	Trade credits and advances	81
604	76	76	344	2	162	131	104	27	31	Other	89
7.038	169	97	994	65	23.345	17.110	11.439	5.670	6.235	**Liabilities**	
0	0	0	0	0	0	0	0	0	0	Monetary gold and SDRs	1
4.172	0	0	0	0	0	0	0	0	0	Currency and deposits	2
0	0	0	0	0	0	0	0	0	0	Currency	21
0	0	0	0	0	0	0	0	0	0	Transferable deposits	22
4.172	0	0	0	0	0	0	0	0	0	Other deposits	29
248	0	88	147	15	21.020	14.925	10.145	4.780	6.095	Debt securities	3
4	0	0	0	0	228	228	228	0	0	Short-term	31
244	0	88	147	15	20.793	14.697	9.917	4.780	6.095	Long-term	32
118	5	0	7	0	1.710	1.710	972	738	0	Loans	4
7	0	0	1	0	157	157	0	157	0	Short-term	41
112	5	0	6	0	1.552	1.552	972	581	0	Long-term	42
1.905	5	6	1	0	0	0	0	0	0	Equity	5
0	0	0	0	0	0	0	0	0	0	Listed shares	511
1.462	1	6	1	0	0	0	0	0	0	Unlisted shares	512
443	5	0	0	0	0	0	0	0	0	Other equity	519
0	0	0	0	0	0	0	0	0	0	Investment fund shares/units	52
0	0	0	0	0	0	0	0	0	0	Insurance and pension schemes	6
0	0	0	0	0	0	0	0	0	0	Non-life technical reserves	61
0	0	0	0	0	0	0	0	0	0	Life insurance	62
0	0	0	0	0	0	0	0	0	0	Pension entitlements	63+64+65
0	0	0	0	0	0	0	0	0	0	Financial derivatives	7
595	158	3	840	50	615	475	323	152	139	Other accounts payable	8
0	0	0	48	9	295	278	262	16	17	Trade credits and advances	81
595	158	3	792	40	319	197	61	136	122	Other	89
-924	26	898	-501	-46	-19.613	-13.519	-8.042	-5.477	-6.094	**Net financial assets**	
Centralna država/ *Central government*	Lokalna država/ *Local government*	Skladi socialne varnosti/ *Social security funds*	Gospodinjstva/ *Households*	Nepr.instit., ki opravljajo storitve za gospod./ *Non-profit institutions serving households*	Tujina/ *Rest of the world*	Evropska unija/ *European Union*	Evroobmočje/ *Euro area*	Ostala EU/ *Other EU*	Ostali svet/ Others		
S1311	S1313	S1314	S14	S15	S2	S21	S2111	S2112	S22		

B.1.6.4.

S.14 - gospodinjstva

B.1.7.1. Nekonsolidirani finančni računi - stanja 2013 (konec leta)

v mio EUR

B.1.7.1.

Oznaka	Finančni instrumenti	Institucionalni sektorji									
		S1	S11	S12	S121	S122+S123	S124	S125+S126 +S127	S128	S129	S13
F	**Finančna sredstva**	34.768	9.642	23.959	2.422	14.476	951	125	3.891	2.093	1.167
1	Denarno zlato in PPČ	0	0	0	0	0	0	0	0	0	0
2	Gotovina in vloge	16.777	0	16.777	2.387	14.390	0	0	0	0	0
21	Gotovina	2.387	0	2.387	2.387	0	0	0	0	0	0
22	Prenosljive vloge	6.299	0	6.299	0	6.299	0	0	0	0	0
29	Druge vloge	8.090	0	8.090	0	8.090	0	0	0	0	0
3	Dolžniški vrednostni papirji	263	31	29	0	27	0	1	1	0	204
31	Kratkoročni	11	4	1	0	1	0	0	0	0	7
32	Dolgoročni	252	27	28	0	26	0	0	1	0	197
4	Posojila	698	654	38	0	0	0	38	0	0	6
41	Kratkoročna	273	250	22	0	0	0	22	0	0	1
42	Dolgoročna	425	404	16	0	0	0	16	0	0	6
5	Lastniški kapital	8.890	7.696	1.194	0	36	950	68	134	5	1
511	Delnice, ki kotirajo	1.252	1.186	66	0	0	0	8	59	0	0
512	Delnice, ki ne kotirajo	971	924	45	0	23	0	22	1	0	1
519	Drug lastniški kapital	5.709	5.585	124	0	0	5	39	74	5	0
52	Delnice/enote investicijskih skladov	958	0	958	0	14	944	0	0	0	0
6	Zavarovanja in pokojninske sheme	5.811	0	5.811	0	0	0	0	3.727	2.084	0
61	Rezervacije iz neživljenjskih zavarovanj	694	0	694	0	0	0	0	694	0	0
62	Življenjska zavarovanja	2.531	0	2.531	0	0	0	0	2.531	0	0
63+64+65	Pokojninske pravice	2.587	0	2.587	0	0	0	0	502	2.084	0
7	Izvedeni finančni instrumenti	0	0	0	0	0	0	0	0	0	0
8	Druge terjatve	2.328	1.262	110	34	24	2	18	29	4	956
81	Komercialni krediti in predujmi	436	371	25	0	1	0	6	18	0	39
89	Drugo	1.891	890	85	34	23	2	12	11	4	916
F	**Obveznosti**	11.851	1.181	10.131	2	8.940	0	1.081	108	0	539
1	Denarno zlato in PPČ	0	0	0	0	0	0	0	0	0	0
2	Gotovina in vloge	0	0	0	0	0	0	0	0	0	0
21	Gotovina	0	0	0	0	0	0	0	0	0	0
22	Prenosljive vloge	0	0	0	0	0	0	0	0	0	0
29	Druge vloge	0	0	0	0	0	0	0	0	0	0
3	Dolžniški vrednostni papirji	0	0	0	0	0	0	0	0	0	0
331	Kratkoročni	0	0	0	0	0	0	0	0	0	0
332	Dolgoročni	0	0	0	0	0	0	0	0	0	0
4	Posojila	10.367	293	9.972	0	8.907	0	1.057	8	0	103
41	Kratkoročna	1.076	146	923	0	901	0	23	0	0	7
42	Dolgoročna	9.291	147	9.048	0	8.006	0	1.034	8	0	96
5	Lastniški kapital	0	0	0	0	0	0	0	0	0	0
511	Delnice, ki kotirajo	0	0	0	0	0	0	0	0	0	0
512	Delnice, ki ne kotirajo	0	0	0	0	0	0	0	0	0	0
519	Drug lastniški kapital	0	0	0	0	0	0	0	0	0	0
52	Delnice/enote investicijskih skladov	0	0	0	0	0	0	0	0	0	0
6	Zavarovanja in pokojninske sheme	0	0	0	0	0	0	0	0	0	0
61	Rezervacije iz neživljenjskih zavarovanj	0	0	0	0	0	0	0	0	0	0
62	Življenjska zavarovanja	0	0	0	0	0	0	0	0	0	0
63+64+65	Pokojninske pravice	0	0	0	0	0	0	0	0	0	0
7	Izvedeni finančni instrumenti	0	0	0	0	0	0	0	0	0	0
8	Druge obveznosti	1.484	888	159	2	33	0	24	100	0	436
81	Komercialni krediti in predujmi	873	713	115	0	2	0	15	99	0	46
89	Drugo	611	176	44	2	31	0	9	2	0	391
	Neto finančna sredstva	22.917	8.461	13.828	2.420	5.536	951	-956	3.783	2.093	627
		Gospodarstvo Slovenije/ *Total economy*	Nefinančne družbe/ *Non-financial corporations*	Finančne družbe/ *Financial corporations*	Centralna banka/ *Central Bank*	Druge denarne finančne institucije/ *Other monetary financial institutions*	Investicijski skladi razen MMF/ *Non-MMF investment funds*	Drugi finančni posredniki razen skladov/ *Other financial intermediaries except funds*	Zavarovalne družbe/ *Insurance corporations*	Pokojninski skladi/ *Pension funds*	Država/ *General government*
		S1	S11	S12	S121	S122+S123	S124	S125+S126 +S127	S128	S129	S13

S.14 - Households

Non-consolidated financial accounts - outstanding amounts 2013 (end of year) B.1.7.1.

EUR millions

Institutional sectors											
S1311	S1313	S1314	S14	S15	S2	S21	S2111	S2112	S22	Financial Instruments	Code
1.043	96	28	0	0	1.421	1.251	1.196	55	169	**Financial Assets**	F
0	0	0	0	0	0	0	0	0	0	Monetary gold and SDRs	1
0	0	0	0	0	888	883	867	17	5	Currency and deposits	2
0	0	0	0	0	0	0	0	0	0	Currency	21
0	0	0	0	0	0	0	0	0	0	Transferable deposits	22
0	0	0	0	0	888	883	867	17	5	Other deposits	29
204	0	0	0	0	47	36	24	12	12	Debt securities	3
7	0	0	0	0	0	0	0	0	0	Short-term	31
197	0	0	0	0	47	36	24	12	12	Long-term	32
0	6	0	0	0	0	0	0	0	0	Loans	4
0	1	0	0	0	0	0	0	0	0	Short-term	41
0	6	0	0	0	0	0	0	0	0	Long-term	42
1	0	0	0	0	376	225	209	16	151	Equity	5
0	0	0	0	0	190	71	55	16	119	Listed shares	511
1	0	0	0	0	0	0	0	0	0	Unlisted shares	512
0	0	0	0	0	0	0	0	0	0	Other equity	519
0	0	0	0	0	186	154	153	0	32	Investment fund shares/units	52
0	0	0	0	0	102	101	91	10	1	Insurance and pension schemes	6
0	0	0	0	0	0	0	0	0	0	Non-life technical reserves	61
0	0	0	0	0	102	101	91	10	1	Life insurance	62
0	0	0	0	0	0	0	0	0	0	Pension entitlements	63+64+65
0	0	0	0	0	7	6	6	0	0	Financial derivatives	7
838	89	28	0	0	0	0	0	0	0	Other accounts receivable	8
19	13	7	0	0	0	0	0	0	0	Trade credits and advances	81
819	76	21	0	0	0	0	0	0	0	Other	89
400	75	64	0	0	333	333	333	0	0	**Liabilities**	
0	0	0	0	0	0	0	0	0	0	Monetary gold and SDRs	1
0	0	0	0	0	0	0	0	0	0	Currency and deposits	2
0	0	0	0	0	0	0	0	0	0	Currency	21
0	0	0	0	0	0	0	0	0	0	Transferable deposits	22
0	0	0	0	0	0	0	0	0	0	Other deposits	29
0	0	0	0	0	0	0	0	0	0	Debt securities	3
0	0	0	0	0	0	0	0	0	0	Short-term	31
0	0	0	0	0	0	0	0	0	0	Long-term	32
101	2	0	0	0	333	333	333	0	0	Loans	4
7	0	0	0	0	0	0	0	0	0	Short-term	41
94	2	0	0	0	333	333	333	0	0	Long-term	42
0	0	0	0	0	0	0	0	0	0	Equity	5
0	0	0	0	0	0	0	0	0	0	Listed shares	511
0	0	0	0	0	0	0	0	0	0	Unlisted shares	512
0	0	0	0	0	0	0	0	0	0	Other equity	519
0	0	0	0	0	0	0	0	0	0	Investment fund shares/units	52
0	0	0	0	0	0	0	0	0	0	Insurance and pension schemes	6
0	0	0	0	0	0	0	0	0	0	Non-life technical reserves	61
0	0	0	0	0	0	0	0	0	0	Life insurance	62
0	0	0	0	0	0	0	0	0	0	Pension entitlements	63+64+65
0	0	0	0	0	0	0	0	0	0	Financial derivatives	7
298	74	64	0	0	0	0	0	0	0	Other accounts payable	8
22	22	1	0	0	0	0	0	0	0	Trade credits and advances	81
276	51	63	0	0	0	0	0	0	0	Other	89
644	20	-37	0	0	1.088	918	863	55	169	**Net financial assets**	
Centralna država/ *Central government*	Lokalna država/ *Local government*	Skladi socialne varnosti/ *Social security funds*	Gospodinjstva/ *Households*	Nepr.instit., ki opravljajo storitve za gospod./ *Non-profit institutions serving households*	Tujina/ *Rest of the world*	Evropska unija/ *European Union*	Evroobmočje/ *Euro area*	Ostala EU/ *Other EU*	Ostali svet/ Others		
S1311	S1313	S1314	S14	S15	S2	S21	S2111	S2112	S22		

B.1.7.1.

S.14 - gospodinjstva

B.1.7.2. Nekonsolidirani finančni računi - transakcije 2014

v mio EUR

B.1.7.2.

Oznaka	Finančni instrumenti	Institucionalni sektorji									
		S1	S11	S12	S121	S122+S123	S124	S125+S126 +S127	S128	S129	S13
F	**Finančna sredstva**	724	-101	1.008	94	714	69	13	72	46	-184
1	Denarno zlato in PPČ	0	0	0	0	0	0	0	0	0	0
2	Gotovina in vloge	814	0	814	94	720	0	0	0	0	0
21	Gotovina	94	0	94	94	0	0	0	0	0	0
22	Prenosljive vloge	925	0	925	0	925	0	0	0	0	0
29	Druge vloge	-205	0	-205	0	-205	0	0	0	0	0
3	Dolžniški vrednostni papirji	-83	-3	-11	0	-13	0	1	1	0	-69
31	Kratkoročni	-10	-2	-1	0	-1	0	0	0	0	-7
32	Dolgoročni	-73	-1	-10	0	-12	0	1	1	0	-63
4	Posojila	-4	-9	4	0	0	0	4	0	0	1
41	Kratkoročna	6	-5	10	0	0	0	10	0	0	1
42	Dolgoročna	-10	-4	-6	0	0	0	-6	0	0	0
5	Lastniški kapital	19	-60	79	0	12	69	3	-6	0	0
511	Delnice, ki kotirajo	-99	-93	-6	0	0	0	0	-6	0	0
512	Delnice, ki ne kotirajo	17	11	6	0	5	0	1	0	0	0
519	Drug lastniški kapital	27	22	5	0	0	2	3	0	0	0
52	Delnice/enote investicijskih skladov	74	0	74	0	7	67	0	0	0	0
6	Zavarovanja in pokojninske sheme	130	0	130	0	0	0	0	84	46	0
61	Rezervacije iz neživljenjskih zavarovanj	23	0	23	0	0	0	0	23	0	0
62	Življenjska zavarovanja	41	0	41	0	0	0	0	41	0	0
63+64+65	Pokojninske pravice	66	0	66	0	0	0	0	20	46	0
7	Izvedeni finančni instrumenti	0	0	0	0	0	0	0	0	0	0
8	Druge terjatve	-152	-29	-7	0	-5	0	5	-7	0	-115
81	Komercialni krediti in predujmi	-13	-25	4	0	3	0	7	-7	0	8
89	Drugo	-139	-4	-11	0	-8	0	-2	0	0	-124
F	**Obveznosti**	-92	61	-107	0	-121	0	9	6	0	-47
1	Denarno zlato in PPČ	0	0	0	0	0	0	0	0	0	0
2	Gotovina in vloge	0	0	0	0	0	0	0	0	0	0
21	Gotovina	0	0	0	0	0	0	0	0	0	0
22	Prenosljive vloge	0	0	0	0	0	0	0	0	0	0
29	Druge vloge	0	0	0	0	0	0	0	0	0	0
3	Dolžniški vrednostni papirji	0	0	0	0	0	0	0	0	0	0
331	Kratkoročni	0	0	0	0	0	0	0	0	0	0
332	Dolgoročni	0	0	0	0	0	0	0	0	0	0
4	Posojila	-110	1	-111	0	-121	0	-2	12	0	0
41	Kratkoročna	-33	-7	-30	0	-28	0	-3	0	0	4
42	Dolgoročna	-77	8	-81	0	-93	0	0	12	0	-4
5	Lastniški kapital	0	0	0	0	0	0	0	0	0	0
511	Delnice, ki kotirajo	0	0	0	0	0	0	0	0	0	0
512	Delnice, ki ne kotirajo	0	0	0	0	0	0	0	0	0	0
519	Drug lastniški kapital	0	0	0	0	0	0	0	0	0	0
52	Delnice/enote investicijskih skladov	0	0	0	0	0	0	0	0	0	0
6	Zavarovanja in pokojninske sheme	0	0	0	0	0	0	0	0	0	0
61	Rezervacije iz neživljenjskih zavarovanj	0	0	0	0	0	0	0	0	0	0
62	Življenjska zavarovanja	0	0	0	0	0	0	0	0	0	0
63+64+65	Pokojninske pravice	0	0	0	0	0	0	0	0	0	0
7	Izvedeni finančni instrumenti	0	0	0	0	0	0	0	0	0	0
8	Druge obveznosti	18	60	4	0	-1	0	11	-7	0	-47
81	Komercialni krediti in predujmi	68	69	-1	0	0	0	9	-10	0	0
89	Drugo	-51	-8	5	0	-1	0	3	4	0	-47
	Neto finančne transakcije	815	-163	1.115	94	835	69	4	67	46	-137
		Gospodarstvo Slovenije/ *Total economy*	Nefinančne družbe/ *Non-financial corporations*	Finančne družbe/ *Financial corporations*	Centralna banka/ *Central Bank*	Druge denarne finančne institucije/ *Other monetary financial institutions*	Investicijski skladi razen MMF/ *Non-MMF investment funds*	Drugi finančni posredniki razen skladov/ *Other financial intermediaries except funds*	Zavarovalne družbe/ *Insurance corporations*	Pokojninski skladi/ *Pension funds*	Država/ *General government*
		S1	S11	S12	S121	S122+S123	S124	S125+S126 +S127	S128	S129	S13

S.14 - Households

Non-consolidated financial accounts - transactions 2014 B.1.7.2.

EUR millions

Institutional sectors											
S1311	S1313	S1314	S14	S15	S2	S21	S2111	S2112	S22	Financial Instruments	Code
-130	-37	-16	0	0	63	62	80	-17	1	**Financial Assets**	F
0	0	0	0	0	0	0	0	0	0	Monetary gold and SDRs	1
0	0	0	0	0	56	54	64	-10	1	Currency and deposits	2
0	0	0	0	0	0	0	0	0	0	Currency	21
0	0	0	0	0	0	0	0	0	0	Transferable deposits	22
0	0	0	0	0	56	54	64	-10	1	Other deposits	29
-69	0	0	0	0	-8	-9	-3	-6	0	Debt securities	3
-7	0	0	0	0	0	0	0	0	0	Short-term	31
-63	0	0	0	0	-8	-9	-3	-6	0	Long-term	32
0	1	0	0	0	0	0	0	0	0	Loans	4
0	1	0	0	0	0	0	0	0	0	Short-term	41
0	0	0	0	0	0	0	0	0	0	Long-term	42
0	0	0	0	0	11	12	13	-1	-1	Equity	5
0	0	0	0	0	1	3	4	-1	-3	Listed shares	511
0	0	0	0	0	3	3	3	0	0	Unlisted shares	512
0	0	0	0	0	0	0	0	0	0	Other equity	519
0	0	0	0	0	8	6	6	0	2	Investment fund shares/units	52
0	0	0	0	0	7	7	6	1	0	Insurance and pension schemes	6
0	0	0	0	0	0	0	0	0	0	Non-life technical reserves	61
0	0	0	0	0	7	7	6	1	0	Life insurance	62
0	0	0	0	0	0	0	0	0	0	Pension entitlements	63+64+65
0	0	0	0	0	0	0	0	0	0	Financial derivatives	7
-61	-38	-16	0	0	-2	-2	-1	-1	0	Other accounts receivable	8
9	-1	0	0	0	-2	-2	-1	-1	0	Trade credits and advances	81
-70	-37	-16	0	0	0	0	0	0	0	Other	89
-25	3	-25	0	0	9	10	11	-1	0	**Liabilities**	
0	0	0	0	0	0	0	0	0	0	Monetary gold and SDRs	1
0	0	0	0	0	0	0	0	0	0	Currency and deposits	2
0	0	0	0	0	0	0	0	0	0	Currency	21
0	0	0	0	0	0	0	0	0	0	Transferable deposits	22
0	0	0	0	0	0	0	0	0	0	Other deposits	29
0	0	0	0	0	0	0	0	0	0	Debt securities	3
0	0	0	0	0	0	0	0	0	0	Short-term	31
0	0	0	0	0	0	0	0	0	0	Long-term	32
1	-1	0	0	0	13	13	13	0	0	Loans	4
4	0	0	0	0	0	0	0	0	0	Short-term	41
-3	-1	0	0	0	13	13	13	0	0	Long-term	42
0	0	0	0	0	0	0	0	0	0	Equity	5
0	0	0	0	0	0	0	0	0	0	Listed shares	511
0	0	0	0	0	0	0	0	0	0	Unlisted shares	512
0	0	0	0	0	0	0	0	0	0	Other equity	519
0	0	0	0	0	0	0	0	0	0	Investment fund shares/units	52
0	0	0	0	0	0	0	0	0	0	Insurance and pension schemes	6
0	0	0	0	0	0	0	0	0	0	Non-life technical reserves	61
0	0	0	0	0	0	0	0	0	0	Life insurance	62
0	0	0	0	0	0	0	0	0	0	Pension entitlements	63+64+65
0	0	0	0	0	0	0	0	0	0	Financial derivatives	7
-26	4	-25	0	0	-4	-3	-2	-1	0	Other accounts payable	8
1	0	0	0	0	-4	-3	-2	-1	0	Trade credits and advances	81
-27	4	-24	0	0	0	0	0	0	0	Other	89
-106	-40	8	0	0	54	53	69	-16	1	**Net financial transactions**	
Centralna država/ *Central government*	Lokalna država/ *Local government*	Skladi socialne varnosti/ *Social security funds*	Gospodinjstva/ *Households*	Nepr.instit., ki opravljajo storitve za gospod./ *Non-profit institutions serving households*	Tujina/ *Rest of the world*	Evropska unija/ *European Union*	Evroobmočje/ *Euro area*	Ostala EU/ *Other EU*	Ostali svet/ Others		
S1311	S1313	S1314	S14	S15	S2	S21	S2111	S2112	S22		

B.1.7.2.

S.14 - gospodinjstva

B.1.7.3. Nekonsolidirani finančni računi - vrednostne spremembe 2014

v mio EUR

Oznaka	Finančni instrumenti	Institucionalni sektorji									
		S1	S11	S12	S121	S122+S123	S124	S125+S126 +S127	S128	S129	S13
F	**Finančna sredstva**	907	-5	900	0	8	136	327	276	152	12
1	Denarno zlato in PPČ	0	0	0	0	0	0	0	0	0	0
2	Gotovina in vloge	2	0	2	0	2	0	0	0	0	0
21	Gotovina	0	0	0	0	0	0	0	0	0	0
22	Prenosljive vloge	-14	0	-14	0	-14	0	0	0	0	0
29	Druge vloge	16	0	16	0	16	0	0	0	0	0
3	Dolžniški vrednostni papirji	14	1	1	0	0	0	1	0	0	12
31	Kratkoročni	0	0	0	0	0	0	0	0	0	0
32	Dolgoročni	14	1	1	0	0	0	1	0	0	12
4	Posojila	-8	-28	20	0	0	0	20	0	0	0
41	Kratkoročna	-19	-22	3	0	0	0	3	0	0	0
42	Dolgoročna	11	-6	16	0	0	0	16	0	0	0
5	Lastniški kapital	498	44	455	0	1	136	291	26	1	-1
511	Delnice, ki kotirajo	194	171	24	0	0	0	3	21	0	0
512	Delnice, ki ne kotirajo	150	67	84	0	1	0	84	-1	0	-1
519	Drug lastniški kapital	17	-194	211	0	0	0	204	6	1	0
52	Delnice/enote investicijskih skladov	136	0	136	0	0	136	0	0	0	0
6	Zavarovanja in pokojninske sheme	403	0	403	0	0	0	0	252	151	0
61	Rezervacije iz neživljenjskih zavarovanj	-7	0	-7	0	0	0	0	-7	0	0
62	Življenjska zavarovanja	209	0	209	0	0	0	0	209	0	0
63+64+65	Pokojninske pravice	201	0	201	0	0	0	0	50	151	0
7	Izvedeni finančni instrumenti	0	0	0	0	0	0	0	0	0	0
8	Druge terjatve	-2	-21	19	0	6	0	16	-3	0	0
81	Komercialni krediti in predujmi	9	14	-5	0	-3	0	0	-1	0	0
89	Drugo	-12	-35	24	0	9	0	16	-1	0	0
F	**Obveznosti**	0	-4	4	0	-29	0	36	-3	0	1
1	Denarno zlato in PPČ	0	0	0	0	0	0	0	0	0	0
2	Gotovina in vloge	0	0	0	0	0	0	0	0	0	0
21	Gotovina	0	0	0	0	0	0	0	0	0	0
22	Prenosljive vloge	0	0	0	0	0	0	0	0	0	0
29	Druge vloge	0	0	0	0	0	0	0	0	0	0
3	Dolžniški vrednostni papirji	0	0	0	0	0	0	0	0	0	0
331	Kratkoročni	0	0	0	0	0	0	0	0	0	0
332	Dolgoročni	0	0	0	0	0	0	0	0	0	0
4	Posojila	-55	-37	-18	0	-28	0	10	0	0	1
41	Kratkoročna	-13	-24	12	0	-16	0	28	0	0	0
42	Dolgoročna	-42	-13	-30	0	-11	0	-18	0	0	1
5	Lastniški kapital	0	0	0	0	0	0	0	0	0	0
511	Delnice, ki kotirajo	0	0	0	0	0	0	0	0	0	0
512	Delnice, ki ne kotirajo	0	0	0	0	0	0	0	0	0	0
519	Drug lastniški kapital	0	0	0	0	0	0	0	0	0	0
52	Delnice/enote investicijskih skladov	0	0	0	0	0	0	0	0	0	0
6	Zavarovanja in pokojninske sheme	0	0	0	0	0	0	0	0	0	0
61	Rezervacije iz neživljenjskih zavarovanj	0	0	0	0	0	0	0	0	0	0
62	Življenjska zavarovanja	0	0	0	0	0	0	0	0	0	0
63+64+65	Pokojninske pravice	0	0	0	0	0	0	0	0	0	0
7	Izvedeni finančni instrumenti	0	0	0	0	0	0	0	0	0	0
8	Druge obveznosti	55	33	22	0	-1	0	26	-3	0	0
81	Komercialni krediti in predujmi	43	32	12	0	0	0	11	1	0	0
89	Drugo	12	2	10	0	-1	0	15	-4	0	0
	Neto vrednostne spremembe	906	-1	896	0	37	136	291	279	152	11
		Gospodarstvo Slovenije/ *Total economy*	Nefinančne družbe/ *Non-financial corporations*	Finančne družbe/ *Financial corporations*	Centralna banka/ *Central Bank*	Druge denarne finančne institucije/ *Other monetary financial institutions*	Investicijski skladi razen MMF/ *Non-MMF investment funds*	Drugi finančni posredniki razen skladov/ *Other financial intermediaries except funds*	Zavarovalne družbe/ *Insurance corporations*	Pokojninski skladi/ *Pension funds*	Država/ *General government*
		S1	S11	S12	S121	S122+S123	S124	S125+S126 +S127	S128	S129	S13

S.14 - Households

Non-consolidated financial accounts - revaluation changes 2014 B.1.7.3.

EUR millions

Institutional sectors											
S1311	S1313	S1314	S14	S15	S2	S21	S2111	S2112	S22	Financial Instruments	Code
12	0	0	0	0	35	21	20	1	14	**Financial Assets**	F
0	0	0	0	0	0	0	0	0	0	Monetary gold and SDRs	1
0	0	0	0	0	0	0	0	0	0	Currency and deposits	2
0	0	0	0	0	0	0	0	0	0	Currency	21
0	0	0	0	0	0	0	0	0	0	Transferable deposits	22
0	0	0	0	0	0	0	0	0	0	Other deposits	29
12	0	0	0	0	4	3	3	0	1	Debt securities	3
0	0	0	0	0	0	0	0	0	0	Short-term	31
12	0	0	0	0	4	3	3	0	1	Long-term	32
0	0	0	0	0	0	0	0	0	0	Loans	4
0	0	0	0	0	0	0	0	0	0	Short-term	41
0	0	0	0	0	0	0	0	0	0	Long-term	42
-1	0	0	0	0	28	14	14	0	13	Equity	5
0	0	0	0	0	-43	-27	-26	-1	-17	Listed shares	511
-1	0	0	0	0	44	18	17	1	27	Unlisted shares	512
0	0	0	0	0	0	0	0	0	0	Other equity	519
0	0	0	0	0	27	24	24	0	3	Investment fund shares/units	52
0	0	0	0	0	1	1	1	0	0	Insurance and pension schemes	6
0	0	0	0	0	0	0	0	0	0	Non-life technical reserves	61
0	0	0	0	0	1	1	1	0	0	Life insurance	62
0	0	0	0	0	0	0	0	0	0	Pension entitlements	63+64+65
0	0	0	0	0	0	0	0	0	0	Financial derivatives	7
0	0	0	0	0	2	2	1	1	0	Other accounts receivable	8
0	0	0	0	0	2	2	1	1	0	Trade credits and advances	81
0	0	0	0	0	0	0	0	0	0	Other	89
1	-1	0	0	0	4	3	2	1	0	**Liabilities**	
0	0	0	0	0	0	0	0	0	0	Monetary gold and SDRs	1
0	0	0	0	0	0	0	0	0	0	Currency and deposits	2
0	0	0	0	0	0	0	0	0	0	Currency	21
0	0	0	0	0	0	0	0	0	0	Transferable deposits	22
0	0	0	0	0	0	0	0	0	0	Other deposits	29
0	0	0	0	0	0	0	0	0	0	Debt securities	3
0	0	0	0	0	0	0	0	0	0	Short-term	31
0	0	0	0	0	0	0	0	0	0	Long-term	32
0	1	0	0	0	0	0	0	0	0	Loans	4
0	0	0	0	0	0	0	0	0	0	Short-term	41
0	1	0	0	0	0	0	0	0	0	Long-term	42
0	0	0	0	0	0	0	0	0	0	Equity	5
0	0	0	0	0	0	0	0	0	0	Listed shares	511
0	0	0	0	0	0	0	0	0	0	Unlisted shares	512
0	0	0	0	0	0	0	0	0	0	Other equity	519
0	0	0	0	0	0	0	0	0	0	Investment fund shares/units	52
0	0	0	0	0	0	0	0	0	0	Insurance and pension schemes	6
0	0	0	0	0	0	0	0	0	0	Non-life technical reserves	61
0	0	0	0	0	0	0	0	0	0	Life insurance	62
0	0	0	0	0	0	0	0	0	0	Pension entitlements	63+64+65
0	0	0	0	0	0	0	0	0	0	Financial derivatives	7
1	-2	0	0	0	4	3	2	1	0	Other accounts payable	8
1	-2	0	0	0	4	3	2	1	0	Trade credits and advances	81
0	0	0	0	0	0	0	0	0	0	Other	89
11	1	0	0	0	31	17	17	0	14	**Net revaluation changes**	
Centralna država/ *Central government*	Lokalna država/ *Local government*	Skladi socialne varnosti/ *Social security funds*	Gospodinjstva/ *Households*	Nepr.instit., ki opravljajo storitve za gospod./ *Non-profit institutions serving households*	Tujina/ *Rest of the world*	Evropska unija/ *European Union*	Evroobmočje/ *Euro area*	Ostala EU/ *Other EU*	Ostali svet/ Others		
S1311	S1313	S1314	S14	S15	S2	S21	S2111	S2112	S22		

B.1.7.3.

S.14 - gospodinjstva

B.1.7.4. Nekonsolidirani finančni računi - stanja 2014 (konec leta)

v mio EUR

B.1.7.4.

Oznaka	Finančni instrumenti	Institucionalni sektorji									
		S1	S11	S12	S121	S122+S123	S124	S125+S126 +S127	S128	S129	S13
F	**Finančna sredstva**	36.398	9.536	25.867	2.516	15.199	1.157	465	4.240	2.291	994
1	Denarno zlato in PPČ	0	0	0	0	0	0	0	0	0	0
2	Gotovina in vloge	17.593	0	17.593	2.482	15.111	0	0	0	0	0
21	Gotovina	2.482	0	2.482	2.482	0	0	0	0	0	0
22	Prenosljive vloge	7.210	0	7.210	0	7.210	0	0	0	0	0
29	Druge vloge	7.901	0	7.901	0	7.901	0	0	0	0	0
3	Dolžniški vrednostni papirji	194	29	19	0	14	0	3	3	0	147
31	Kratkoročni	1	1	0	0	0	0	0	0	0	0
32	Dolgoročni	193	27	19	0	14	0	3	3	0	147
4	Posojila	685	617	61	0	0	0	61	0	0	7
41	Kratkoročna	259	223	35	0	0	0	35	0	0	1
42	Dolgoročna	426	394	26	0	0	0	26	0	0	6
5	Lastniški kapital	9.407	7.680	1.727	0	49	1.155	362	154	6	1
511	Delnice, ki kotirajo	1.348	1.264	84	0	0	0	10	74	0	0
512	Delnice, ki ne kotirajo	1.138	1.002	135	0	29	0	106	0	0	1
519	Drug lastniški kapital	5.753	5.413	339	0	0	7	246	80	6	0
52	Delnice/enote investicijskih skladov	1.169	0	1.169	0	21	1.148	0	0	0	0
6	Zavarovanja in pokojninske sheme	6.345	0	6.345	0	0	0	0	4.064	2.281	0
61	Rezervacije iz neživljenjskih zavarovanj	710	0	710	0	0	0	0	710	0	0
62	Življenjska zavarovanja	2.781	0	2.781	0	0	0	0	2.781	0	0
63+64+65	Pokojninske pravice	2.854	0	2.854	0	0	0	0	573	2.281	0
7	Izvedeni finančni instrumenti	0	0	0	0	0	0	0	0	0	0
8	Druge terjatve	2.173	1.211	122	34	24	2	39	19	4	840
81	Komercialni krediti in predujmi	432	360	24	0	1	0	13	10	0	48
89	Drugo	1.741	851	98	34	24	2	26	9	4	792
F	**Obveznosti**	11.759	1.238	10.028	2	8.789	0	1.126	111	0	493
1	Denarno zlato in PPČ	0	0	0	0	0	0	0	0	0	0
2	Gotovina in vloge	0	0	0	0	0	0	0	0	0	0
21	Gotovina	0	0	0	0	0	0	0	0	0	0
22	Prenosljive vloge	0	0	0	0	0	0	0	0	0	0
29	Druge vloge	0	0	0	0	0	0	0	0	0	0
3	Dolžniški vrednostni papirji	0	0	0	0	0	0	0	0	0	0
331	Kratkoročni	0	0	0	0	0	0	0	0	0	0
332	Dolgoročni	0	0	0	0	0	0	0	0	0	0
4	Posojila	10.203	256	9.843	0	8.758	0	1.065	20	0	104
41	Kratkoročna	1.031	114	905	0	857	0	48	0	0	11
42	Dolgoročna	9.172	142	8.937	0	7.901	0	1.016	20	0	93
5	Lastniški kapital	0	0	0	0	0	0	0	0	0	0
511	Delnice, ki kotirajo	0	0	0	0	0	0	0	0	0	0
512	Delnice, ki ne kotirajo	0	0	0	0	0	0	0	0	0	0
519	Drug lastniški kapital	0	0	0	0	0	0	0	0	0	0
52	Delnice/enote investicijskih skladov	0	0	0	0	0	0	0	0	0	0
6	Zavarovanja in pokojninske sheme	0	0	0	0	0	0	0	0	0	0
61	Rezervacije iz neživljenjskih zavarovanj	0	0	0	0	0	0	0	0	0	0
62	Življenjska zavarovanja	0	0	0	0	0	0	0	0	0	0
63+64+65	Pokojninske pravice	0	0	0	0	0	0	0	0	0	0
7	Izvedeni finančni instrumenti	0	0	0	0	0	0	0	0	0	0
8	Druge obveznosti	1.557	982	185	2	31	0	61	91	0	390
81	Komercialni krediti in predujmi	985	813	126	0	2	0	35	89	0	46
89	Drugo	572	169	59	2	29	0	26	2	0	344
	Neto finančna sredstva	24.638	8.298	15.839	2.514	6.409	1.157	-661	4.129	2.291	501
		Gospodarstvo Slovenije/ *Total economy*	Nefinančne družbe/ *Non-financial corporations*	Finančne družbe/ *Financial corporations*	Centralna banka/ *Central Bank*	Druge denarne finančne institucije/ *Other monetary financial institutions*	Investicijski skladi razen MMF/ *Non-MMF investment funds*	Drugi finančni posredniki razen skladov/ *Other financial intermediaries except funds*	Zavarovalne družbe/ *Insurance corporations*	Pokojninski skladi/ *Pension funds*	Država/ *General government*
		S1	S11	S12	S121	S122+S123	S124	S125+S126 +S127	S128	S129	S13

S.14 - Households

Non-consolidated financial accounts - outstanding amounts 2014 (end of year) B.1.7.4.

EUR millions

Institutional sectors											
S1311	S1313	S1314	S14	S15	S2	S21	S2111	S2112	S22	Financial Instruments	Code
924	58	12	0	0	1.519	1.334	1.295	39	184	**Financial Assets**	F
0	0	0	0	0	0	0	0	0	0	Monetary gold and SDRs	1
0	0	0	0	0	944	938	931	7	6	Currency and deposits	2
0	0	0	0	0	0	0	0	0	0	Currency	21
0	0	0	0	0	0	0	0	0	0	Transferable deposits	22
0	0	0	0	0	944	938	931	7	6	Other deposits	29
147	0	0	0	0	43	30	24	6	13	Debt securities	3
0	0	0	0	0	0	0	0	0	0	Short-term	31
147	0	0	0	0	43	30	24	6	13	Long-term	32
0	7	0	0	0	0	0	0	0	0	Loans	4
0	1	0	0	0	0	0	0	0	0	Short-term	41
0	6	0	0	0	0	0	0	0	0	Long-term	42
1	0	0	0	0	415	251	236	15	164	Equity	5
0	0	0	0	0	147	48	34	14	100	Listed shares	511
1	0	0	0	0	47	20	19	1	26	Unlisted shares	512
0	0	0	0	0	0	0	0	0	0	Other equity	519
0	0	0	0	0	220	183	183	0	38	Investment fund shares/units	52
0	0	0	0	0	110	109	98	11	1	Insurance and pension schemes	6
0	0	0	0	0	0	0	0	0	0	Non-life technical reserves	61
0	0	0	0	0	110	109	98	11	1	Life insurance	62
0	0	0	0	0	0	0	0	0	0	Pension entitlements	63+64+65
0	0	0	0	0	7	6	6	0	0	Financial derivatives	7
777	51	12	0	0	0	0	0	0	0	Other accounts receivable	8
29	12	7	0	0	0	0	0	0	0	Trade credits and advances	81
749	39	5	0	0	0	0	0	0	0	Other	89
376	77	40	0	0	346	346	346	0	0	**Liabilities**	
0	0	0	0	0	0	0	0	0	0	Monetary gold and SDRs	1
0	0	0	0	0	0	0	0	0	0	Currency and deposits	2
0	0	0	0	0	0	0	0	0	0	Currency	21
0	0	0	0	0	0	0	0	0	0	Transferable deposits	22
0	0	0	0	0	0	0	0	0	0	Other deposits	29
0	0	0	0	0	0	0	0	0	0	Debt securities	3
0	0	0	0	0	0	0	0	0	0	Short-term	31
0	0	0	0	0	0	0	0	0	0	Long-term	32
102	1	0	0	0	346	346	346	0	0	Loans	4
11	0	0	0	0	0	0	0	0	0	Short-term	41
91	1	0	0	0	346	346	346	0	0	Long-term	42
0	0	0	0	0	0	0	0	0	0	Equity	5
0	0	0	0	0	0	0	0	0	0	Listed shares	511
0	0	0	0	0	0	0	0	0	0	Unlisted shares	512
0	0	0	0	0	0	0	0	0	0	Other equity	519
0	0	0	0	0	0	0	0	0	0	Investment fund shares/units	52
0	0	0	0	0	0	0	0	0	0	Insurance and pension schemes	6
0	0	0	0	0	0	0	0	0	0	Non-life technical reserves	61
0	0	0	0	0	0	0	0	0	0	Life insurance	62
0	0	0	0	0	0	0	0	0	0	Pension entitlements	63+64+65
0	0	0	0	0	0	0	0	0	0	Financial derivatives	7
274	76	40	0	0	0	0	0	0	0	Other accounts payable	8
25	20	1	0	0	0	0	0	0	0	Trade credits and advances	81
249	55	40	0	0	0	0	0	0	0	Other	89
549	-19	-29	0	0	1.173	988	949	39	184	**Net financial assets**	
Centralna država/ *Central government*	Lokalna država/ *Local government*	Skladi socialne varnosti/ *Social security funds*	Gospodinjstva/ *Households*	Nepr.instit., ki opravljajo storitve za gospod./ *Non-profit institutions serving households*	Tujina/ *Rest of the world*	Evropska unija/ *European Union*	Evroobmočje/ *Euro area*	Ostala EU/ *Other EU*	Ostali svet/ Others		
S1311	S1313	S1314	S14	S15	S2	S21	S2111	S2112	S22		

B.1.7.4.

S.2 - tujina

B.1.8.1. Nekonsolidirani finančni računi - stanja 2013 (konec leta)

v mio EUR

B.1.8.1.

Oznaka	Finančni instrumenti	Institucionalni sektorji									
		S1	S11	S12	S121	S122+S123	S124	S125+S126 +S127	S128	S129	S13
F	**Finančna sredstva**	51.079	18.673	15.767	2.744	8.844	36	3.428	714	1	16.305
1	Denarno zlato in PPČ	241	0	241	241	0	0	0	0	0	0
2	Gotovina in vloge	4.293	0	4.293	2.500	1.793	0	0	0	0	0
21	Gotovina	1.447	0	1.447	1.447	0	0	0	0	0	0
22	Prenosljive vloge	1.412	0	1.412	1.039	373	0	0	0	0	0
29	Druge vloge	1.435	0	1.435	15	1.420	0	0	0	0	0
3	Dolžniški vrednostni papirji	15.807	241	889	0	888	0	0	1	0	14.678
31	Kratkoročni	106	4	55	0	55	0	0	0	0	47
32	Dolgoročni	15.701	237	834	0	833	0	0	1	0	14.631
4	Posojila	16.697	7.029	8.023	0	4.811	0	3.189	23	0	1.311
41	Kratkoročna	1.205	993	212	0	0	0	212	0	0	0
42	Dolgoročna	15.492	6.036	7.811	0	4.811	0	2.976	23	0	1.311
5	Lastniški kapital	8.531	6.862	1.669	0	1.173	28	216	251	1	0
511	Delnice, ki kotirajo	801	689	112	0	0	0	1	111	0	0
512	Delnice, ki ne kotirajo	2.886	1.572	1.314	0	1.173	0	6	134	1	0
519	Drug lastniški kapital	4.815	4.601	215	0	0	0	209	6	0	0
52	Delnice/enote investicijskih skladov	28	0	28	0	0	28	0	0	0	0
6	Zavarovanja in pokojninske sheme	275	0	275	0	0	0	0	274	1	0
61	Rezervacije iz neživljenjskih zavarovanj	273	0	273	0	0	0	0	273	0	0
62	Življenjska zavarovanja	0	0	0	0	0	0	0	0	0	0
63+64+65	Pokojninske pravice	2	0	2	0	0	0	0	1	1	0
7	Izvedeni finančni instrumenti	150	4	146	0	146	0	0	0	0	0
8	Druge terjatve	5.085	4.537	231	2	33	8	24	165	0	317
81	Komercialni krediti in predujmi	4.739	4.308	178	1	3	0	12	162	0	253
89	Drugo	345	229	53	0	30	8	12	2	0	64
F	**Obveznosti**	33.349	10.127	19.215	6.828	6.553	1.489	427	3.195	723	2.582
1	Denarno zlato in PPČ	309	0	309	309	0	0	0	0	0	0
2	Gotovina in vloge	6.151	297	4.424	2.490	1.759	6	140	23	7	541
21	Gotovina	28	5	23	0	23	0	0	0	0	0
22	Prenosljive vloge	940	288	650	4	623	1	9	6	7	2
29	Druge vloge	5.184	4	3.751	2.486	1.112	5	131	17	0	540
3	Dolžniški vrednostni papirji	8.767	35	8.539	3.889	1.792	160	2	2.325	373	145
331	Kratkoročni	130	4	125	0	44	0	0	79	2	0
332	Dolgoročni	8.637	30	8.414	3.889	1.748	160	2	2.245	371	145
4	Posojila	5.640	1.613	2.865	37	2.625	0	179	24	0	1.162
41	Kratkoročna	1.842	899	943	0	871	0	71	1	0	0
42	Dolgoročna	3.798	714	1.922	37	1.754	0	107	23	0	1.162
5	Lastniški kapital	6.723	3.028	2.737	96	289	1.318	34	657	343	578
511	Delnice, ki kotirajo	1.811	141	1.437	0	163	1.152	5	110	7	41
512	Delnice, ki ne kotirajo	519	303	215	21	115	2	4	73	0	1
519	Drug lastniški kapital	3.099	2.567	130	75	10	1	24	19	0	402
52	Delnice/enote investicijskih skladov	1.294	16	955	0	0	163	1	455	337	134
6	Zavarovanja in pokojninske sheme	131	0	29	0	0	0	0	29	0	0
61	Rezervacije iz neživljenjskih zavarovanj	29	0	29	0	0	0	0	29	0	0
62	Življenjska zavarovanja	102	0	0	0	0	0	0	0	0	0
63+64+65	Pokojninske pravice	0	0	0	0	0	0	0	0	0	0
7	Izvedeni finančni instrumenti	91	1	83	4	70	0	7	2	0	0
8	Druge obveznosti	5.537	5.154	229	3	18	6	66	135	0	155
81	Komercialni krediti in predujmi	5.199	5.017	141	0	2	0	18	121	0	42
89	Drugo	338	137	87	3	17	6	48	14	0	114
	Neto finančna sredstva	17.729	8.546	-3.448	-4.084	2.291	-1.453	3.001	-2.481	-722	13.723
		Gospodarstvo Slovenije/ *Total economy*	Nefinančne družbe/ *Non-financial corporations*	Finančne družbe/ *Financial corporations*	Centralna banka/ *Central Bank*	Druge denarne finančne institucije/ *Other monetary financial institutions*	Investicijski skladi razen MMF/ *Non-MMF investment funds*	Drugi finančni posredniki razen skladov/ *Other financial intermediaries except funds*	Zavarovalne družbe/ *Insurance corporations*	Pokojninski skladi/ *Pension funds*	Država/ *General government*
		S1	S11	S12	S121	S122+S123	S124	S125+S126 +S127	S128	S129	S13

S.2 - Rest of the world

Non-consolidated financial accounts - outstanding amounts 2013 (end of year) B.1.8.1.

EUR millions

Institutional sectors											
S1311	S1313	S1314	S14	S15	S2	S21	S2111	S2112	S22	Financial Instruments	Code
16.282	1	23	333	0	0	0	0	0	0	**Financial Assets**	F
0	0	0	0	0	0	0	0	0	0	Monetary gold and SDRs	1
0	0	0	0	0	0	0	0	0	0	Currency and deposits	2
0	0	0	0	0	0	0	0	0	0	Currency	21
0	0	0	0	0	0	0	0	0	0	Transferable deposits	22
0	0	0	0	0	0	0	0	0	0	Other deposits	29
14.678	0	0	0	0	0	0	0	0	0	Debt securities	3
47	0	0	0	0	0	0	0	0	0	Short-term	31
14.631	0	0	0	0	0	0	0	0	0	Long-term	32
1.311	0	0	333	0	0	0	0	0	0	Loans	4
0	0	0	0	0	0	0	0	0	0	Short-term	41
1.311	0	0	333	0	0	0	0	0	0	Long-term	42
0	0	0	0	0	0	0	0	0	0	Equity	5
0	0	0	0	0	0	0	0	0	0	Listed shares	511
0	0	0	0	0	0	0	0	0	0	Unlisted shares	512
0	0	0	0	0	0	0	0	0	0	Other equity	519
0	0	0	0	0	0	0	0	0	0	Investment fund shares/units	52
0	0	0	0	0	0	0	0	0	0	Insurance and pension schemes	6
0	0	0	0	0	0	0	0	0	0	Non-life technical reserves	61
0	0	0	0	0	0	0	0	0	0	Life insurance	62
0	0	0	0	0	0	0	0	0	0	Pension entitlements	63+64+65
0	0	0	0	0	0	0	0	0	0	Financial derivatives	7
293	1	23	0	0	0	0	0	0	0	Other accounts receivable	8
229	1	23	0	0	0	0	0	0	0	Trade credits and advances	81
63	0	0	0	0	0	0	0	0	0	Other	89
2.401	4	177	1.421	5	0	0	0	0	0	**Liabilities**	
0	0	0	0	0	0	0	0	0	0	Monetary gold and SDRs	1
541	0	0	888	0	0	0	0	0	0	Currency and deposits	2
0	0	0	0	0	0	0	0	0	0	Currency	21
2	0	0	0	0	0	0	0	0	0	Transferable deposits	22
540	0	0	888	0	0	0	0	0	0	Other deposits	29
103	0	42	47	0	0	0	0	0	0	Debt securities	3
0	0	0	0	0	0	0	0	0	0	Short-term	31
103	0	42	47	0	0	0	0	0	0	Long-term	32
1.162	0	0	0	0	0	0	0	0	0	Loans	4
0	0	0	0	0	0	0	0	0	0	Short-term	41
1.162	0	0	0	0	0	0	0	0	0	Long-term	42
462	0	116	376	4	0	0	0	0	0	Equity	5
32	0	9	190	1	0	0	0	0	0	Listed shares	511
1	0	0	0	0	0	0	0	0	0	Unlisted shares	512
402	0	0	0	0	0	0	0	0	0	Other equity	519
27	0	107	186	3	0	0	0	0	0	Investment fund shares/units	52
0	0	0	102	0	0	0	0	0	0	Insurance and pension schemes	6
0	0	0	0	0	0	0	0	0	0	Non-life technical reserves	61
0	0	0	102	0	0	0	0	0	0	Life insurance	62
0	0	0	0	0	0	0	0	0	0	Pension entitlements	63+64+65
0	0	0	7	0	0	0	0	0	0	Financial derivatives	7
133	4	19	0	0	0	0	0	0	0	Other accounts payable	8
19	4	19	0	0	0	0	0	0	0	Trade credits and advances	81
113	0	0	0	0	0	0	0	0	0	Other	89
13.881	-3	-155	-1.088	-4	0	0	0	0	0	**Net financial assets**	
Centralna država/ *Central government*	Lokalna država/ *Local government*	Skladi socialne varnosti/ *Social security funds*	Gospodinjstva/ *Households*	Nepr.instit., ki opravljajo storitve za gospod./ *Non-profit institutions serving households*	Tujina/ *Rest of the world*	Evropska unija/ *European Union*	Evroobmočje/ *Euro area*	Ostala EU/ *Other EU*	Ostali svet/ Others		
S1311	S1313	S1314	S14	S15	S2	S21	S2111	S2112	S22		

B.1.8.1.

S.2 - tujina

B.1.8.2. Nekonsolidirani finančni računi - transakcije 2014

v mio EUR

B.1.8.2.

Oznaka	Finančni instrumenti	Institucionalni sektorji									
		S1	S11	S12	S121	S122+S123	S124	S125+S126 +S127	S128	S129	S13
F	**Finančna sredstva**	3.313	773	-2.239	-687	-902	-17	-522	-111	-1	4.769
1	Denarno zlato in PPČ	0	0	0	0	0	0	0	0	0	0
2	Gotovina in vloge	-805	0	-805	-665	-140	0	0	0	0	0
21	Gotovina	368	0	368	368	0	0	0	0	0	0
22	Prenosljive vloge	-1.037	0	-1.037	-1.037	0	0	0	0	0	0
29	Druge vloge	-136	0	-136	4	-140	0	0	0	0	0
3	Dolžniški vrednostni papirji	4.430	241	106	0	109	0	-3	0	0	4.083
31	Kratkoročni	128	1	-55	0	-55	0	0	0	0	182
32	Dolgoročni	4.302	240	161	0	164	0	-3	0	0	3.901
4	Posojila	-1.142	-256	-1.297	0	-870	0	-428	1	0	398
41	Kratkoročna	350	203	-10	0	0	0	-10	0	0	157
42	Dolgoročna	-1.492	-459	-1.286	0	-870	0	-418	1	0	241
5	Lastniški kapital	978	1.067	-89	0	27	-9	-115	8	0	0
511	Delnice, ki kotirajo	876	865	11	0	0	0	3	8	0	0
512	Delnice, ki ne kotirajo	165	135	29	0	27	0	2	0	0	0
519	Drug lastniški kapital	-51	67	-118	0	0	2	-119	0	0	0
52	Delnice/enote investicijskih skladov	-11	0	-11	0	0	-11	0	0	0	0
6	Zavarovanja in pokojninske sheme	-54	0	-54	0	0	0	0	-53	-1	0
61	Rezervacije iz neživljenjskih zavarovanj	-53	0	-53	0	0	0	0	-53	0	0
62	Življenjska zavarovanja	0	0	0	0	0	0	0	0	0	0
63+64+65	Pokojninske pravice	-1	0	-1	0	0	0	0	0	-1	0
7	Izvedeni finančni instrumenti	-39	8	-48	-21	-27	0	0	0	0	0
8	Druge terjatve	-56	-286	-54	-1	-2	-7	23	-67	0	288
81	Komercialni krediti in predujmi	-309	-267	-77	-1	2	0	-3	-75	0	38
89	Drugo	253	-20	24	0	-3	-7	26	8	0	250
F	**Obveznosti**	5.487	20	4.295	2.512	1.470	53	16	167	77	1.108
1	Denarno zlato in PPČ	12	0	12	12	0	0	0	0	0	0
2	Gotovina in vloge	4.821	-54	3.888	2.782	1.109	-5	10	-9	0	931
21	Gotovina	7	3	4	0	4	0	0	0	0	0
22	Prenosljive vloge	3.149	-55	3.205	2.393	802	-1	12	-1	0	0
29	Druge vloge	1.664	-2	678	389	303	-4	-2	-8	0	932
3	Dolžniški vrednostni papirji	488	-13	533	-267	600	44	1	142	13	-23
331	Kratkoročni	65	3	62	1	81	3	1	-39	15	0
332	Dolgoročni	424	-16	471	-267	519	42	0	181	-3	-23
4	Posojila	-65	153	-266	-18	-249	0	1	-1	0	48
41	Kratkoročna	134	152	-18	0	-30	0	13	-1	0	0
42	Dolgoročna	-199	1	-248	-18	-219	0	-12	1	0	48
5	Lastniški kapital	194	-117	212	7	44	15	8	73	64	88
511	Delnice, ki kotirajo	74	8	72	0	7	46	2	14	3	-6
512	Delnice, ki ne kotirajo	-30	-41	8	0	0	0	1	7	0	0
519	Drug lastniški kapital	48	-81	52	7	37	1	1	6	0	77
52	Delnice/enote investicijskih skladov	102	-3	79	0	0	-33	4	46	62	17
6	Zavarovanja in pokojninske sheme	8	0	1	0	0	0	0	1	0	0
61	Rezervacije iz neživljenjskih zavarovanj	1	0	1	0	0	0	0	1	0	0
62	Življenjska zavarovanja	7	0	0	0	0	0	0	0	0	0
63+64+65	Pokojninske pravice	0	0	0	0	0	0	0	0	0	0
7	Izvedeni finančni instrumenti	-35	0	-34	-2	-32	0	0	1	0	-1
8	Druge obveznosti	64	52	-49	-3	-1	-2	-4	-40	0	64
81	Komercialni krediti in predujmi	27	62	-58	0	3	0	4	-65	0	26
89	Drugo	37	-10	9	-3	-4	-2	-8	25	0	38
	Neto finančne transakcije	-2.175	753	-6.535	-3.199	-2.372	-69	-538	-278	-78	3.661
		Gospodarstvo Slovenije/ *Total economy*	Nefinančne družbe/ *Non-financial corporations*	Finančne družbe/ *Financial corporations*	Centralna banka/ *Central Bank*	Druge denarne finančne institucije/ *Other monetary financial institutions*	Investicijski skladi razen MMF/ *Non-MMF investment funds*	Drugi finančni posredniki razen skladov/ *Other financial intermediaries except funds*	Zavarovalne družbe/ *Insurance corporations*	Pokojninski skladi/ *Pension funds*	Država/ *General government*
		S1	S11	S12	S121	S122+S123	S124	S125+S126 +S127	S128	S129	S13

S.2 - Rest of the world

Non-consolidated financial accounts - transactions 2014 B.1.8.2.

EUR millions

Institutional sectors											
S1311	S1313	S1314	S14	S15	S2	S21	S2111	S2112	S22	Financial Instruments	Code
4.778	0	-9	9	0	0	0	0	0	0	**Financial Assets**	F
0	0	0	0	0	0	0	0	0	0	Monetary gold and SDRs	1
0	0	0	0	0	0	0	0	0	0	Currency and deposits	2
0	0	0	0	0	0	0	0	0	0	Currency	21
0	0	0	0	0	0	0	0	0	0	Transferable deposits	22
0	0	0	0	0	0	0	0	0	0	Other deposits	29
4.083	0	0	0	0	0	0	0	0	0	Debt securities	3
182	0	0	0	0	0	0	0	0	0	Short-term	31
3.901	0	0	0	0	0	0	0	0	0	Long-term	32
398	0	0	13	0	0	0	0	0	0	Loans	4
157	0	0	0	0	0	0	0	0	0	Short-term	41
241	0	0	13	0	0	0	0	0	0	Long-term	42
0	0	0	0	0	0	0	0	0	0	Equity	5
0	0	0	0	0	0	0	0	0	0	Listed shares	511
0	0	0	0	0	0	0	0	0	0	Unlisted shares	512
0	0	0	0	0	0	0	0	0	0	Other equity	519
0	0	0	0	0	0	0	0	0	0	Investment fund shares/units	52
0	0	0	0	0	0	0	0	0	0	Insurance and pension schemes	6
0	0	0	0	0	0	0	0	0	0	Non-life technical reserves	61
0	0	0	0	0	0	0	0	0	0	Life insurance	62
0	0	0	0	0	0	0	0	0	0	Pension entitlements	63+64+65
0	0	0	0	0	0	0	0	0	0	Financial derivatives	7
297	0	-9	-4	0	0	0	0	0	0	Other accounts receivable	8
47	0	-9	-4	0	0	0	0	0	0	Trade credits and advances	81
250	0	0	0	0	0	0	0	0	0	Other	89
1.131	0	-23	63	0	0	0	0	0	0	**Liabilities**	
0	0	0	0	0	0	0	0	0	0	Monetary gold and SDRs	1
931	0	0	56	0	0	0	0	0	0	Currency and deposits	2
0	0	0	0	0	0	0	0	0	0	Currency	21
0	0	0	0	0	0	0	0	0	0	Transferable deposits	22
932	0	0	56	0	0	0	0	0	0	Other deposits	29
5	0	-29	-8	0	0	0	0	0	0	Debt securities	3
0	0	0	0	0	0	0	0	0	0	Short-term	31
5	0	-29	-8	0	0	0	0	0	0	Long-term	32
48	0	0	0	0	0	0	0	0	0	Loans	4
0	0	0	0	0	0	0	0	0	0	Short-term	41
48	0	0	0	0	0	0	0	0	0	Long-term	42
85	0	4	11	0	0	0	0	0	0	Equity	5
-5	0	-1	1	0	0	0	0	0	0	Listed shares	511
0	0	0	3	0	0	0	0	0	0	Unlisted shares	512
77	0	0	0	0	0	0	0	0	0	Other equity	519
13	0	5	8	1	0	0	0	0	0	Investment fund shares/units	52
0	0	0	7	0	0	0	0	0	0	Insurance and pension schemes	6
0	0	0	0	0	0	0	0	0	0	Non-life technical reserves	61
0	0	0	7	0	0	0	0	0	0	Life insurance	62
0	0	0	0	0	0	0	0	0	0	Pension entitlements	63+64+65
-1	0	0	0	0	0	0	0	0	0	Financial derivatives	7
61	0	2	-2	0	0	0	0	0	0	Other accounts payable	8
24	0	2	-2	0	0	0	0	0	0	Trade credits and advances	81
38	0	0	0	0	0	0	0	0	0	Other	89
3.647	0	15	-54	-1	0	0	0	0	0	**Net financial transactions**	
Centralna država/ *Central government*	Lokalna država/ *Local government*	Skladi socialne varnosti/ *Social security funds*	Gospodinjstva/ *Households*	Nepr.instit., ki opravljajo storitve za gospod./ *Non-profit institutions serving households*	Tujina/ *Rest of the world*	Evropska unija/ *European Union*	Evroobmočje/ *Euro area*	Ostala EU/ *Other EU*	Ostali svet/ Others		
S1311	S1313	S1314	S14	S15	S2	S21	S2111	S2112	S22		

B.1.8.2.

S.2 - tujina

B.1.8.3. Nekonsolidirani finančni računi - vrednostne spremembe 2014

v mio EUR

B.1.8.3.

Oznaka	Finančni instrumenti	Institucionalni sektorji									
		S1	S11	S12	S121	S122+S123	S124	S125+S126 +S127	S128	S129	S13
F	**Finančna sredstva**	3.017	590	154	43	128	2	-82	62	0	2.270
1	Denarno zlato in PPČ	16	0	16	16	0	0	0	0	0	0
2	Gotovina in vloge	9	0	9	-1	10	0	0	0	0	0
21	Gotovina	0	0	0	0	0	0	0	0	0	0
22	Prenosljive vloge	0	0	0	-1	0	0	0	0	0	0
29	Druge vloge	10	0	10	0	9	0	0	0	0	0
3	Dolžniški vrednostni papirji	2.257	-1	-2	0	-8	0	6	0	0	2.259
31	Kratkoročni	-2	0	0	0	0	0	0	0	0	-2
32	Dolgoročni	2.258	-1	-1	0	-8	0	6	0	0	2.261
4	Posojila	121	484	-363	0	10	0	-373	0	0	0
41	Kratkoročna	-6	-15	9	0	0	0	9	0	0	0
42	Dolgoročna	128	500	-372	0	10	0	-382	0	0	0
5	Lastniški kapital	469	49	421	0	72	2	279	66	0	0
511	Delnice, ki kotirajo	-94	-171	77	0	0	0	20	57	0	0
512	Delnice, ki ne kotirajo	-78	-171	93	0	72	0	5	16	0	0
519	Drug lastniški kapital	636	390	246	0	0	-2	254	-6	0	0
52	Delnice/enote investicijskih skladov	4	0	4	0	0	4	0	0	0	0
6	Zavarovanja in pokojninske sheme	-3	0	-3	0	0	0	0	-3	0	0
61	Rezervacije iz neživljenjskih zavarovanj	-3	0	-3	0	0	0	0	-3	0	0
62	Življenjska zavarovanja	0	0	0	0	0	0	0	0	0	0
63+64+65	Pokojninske pravice	0	0	0	0	0	0	0	0	0	0
7	Izvedeni finančni instrumenti	64	0	64	27	36	0	0	0	0	0
8	Druge terjatve	84	57	13	0	8	0	6	0	0	10
81	Komercialni krediti in predujmi	67	56	3	0	0	0	2	1	0	4
89	Drugo	17	1	10	0	8	0	3	-1	0	6
F	**Obveznosti**	337	-344	604	129	-77	164	136	181	70	42
1	Denarno zlato in PPČ	27	0	27	27	0	0	0	0	0	0
2	Gotovina in vloge	78	1	77	35	37	0	4	0	0	0
21	Gotovina	1	0	1	0	1	0	0	0	0	0
22	Prenosljive vloge	133	1	132	120	11	0	1	0	0	0
29	Druge vloge	-56	0	-56	-85	25	0	4	0	0	0
3	Dolžniški vrednostni papirji	293	0	286	67	30	3	1	170	16	2
331	Kratkoročni	29	0	29	-1	36	0	0	-5	-1	0
332	Dolgoročni	263	0	257	68	-6	3	1	175	17	2
4	Posojila	-83	45	-128	2	-159	0	29	0	0	0
41	Kratkoročna	2	19	-17	0	-41	0	23	0	0	0
42	Dolgoročna	-85	26	-110	2	-118	0	5	0	0	0
5	Lastniški kapital	69	-301	314	0	-16	161	96	18	54	28
511	Delnice, ki kotirajo	106	-34	177	0	-2	145	18	8	9	6
512	Delnice, ki ne kotirajo	-22	-121	55	-21	2	0	70	3	0	-1
519	Drug lastniški kapital	-138	-149	9	21	-15	2	8	-6	0	1
52	Delnice/enote investicijskih skladov	124	2	73	0	0	14	1	14	46	21
6	Zavarovanja in pokojninske sheme	2	0	1	0	0	0	0	1	0	0
61	Rezervacije iz neživljenjskih zavarovanj	1	0	1	0	0	0	0	1	0	0
62	Življenjska zavarovanja	1	0	0	0	0	0	0	0	0	0
63+64+65	Pokojninske pravice	0	0	0	0	0	0	0	0	0	0
7	Izvedeni finančni instrumenti	27	0	26	-2	31	0	0	-3	0	1
8	Druge obveznosti	-75	-88	1	0	-1	0	6	-5	0	10
81	Komercialni krediti in predujmi	-90	-88	-3	0	-4	0	1	1	0	-1
89	Drugo	15	0	4	0	3	0	6	-5	0	11
	Neto vrednostne spremembe	2.680	933	-450	-87	205	-162	-219	-118	-70	2.228
		Gospodarstvo Slovenije/ *Total economy*	Nefinančne družbe/ *Non-financial corporations*	Finančne družbe/ *Financial corporations*	Centralna banka/ *Central Bank*	Druge denarne finančne institucije/ *Other monetary financial institutions*	Investicijski skladi razen MMF/ *Non-MMF investment funds*	Drugi finančni posredniki razen skladov/ *Other financial intermediaries except funds*	Zavarovalne družbe/ *Insurance corporations*	Pokojninski skladi/ *Pension funds*	Država/ *General government*
		S1	S11	S12	S121	S122+S123	S124	S125+S126 +S127	S128	S129	S13

S.2 - Rest of the world

Non-consolidated financial accounts - revaluation changes 2014 B.1.8.3.

EUR millions

Institutional sectors											
S1311	S1313	S1314	S14	S15	S2	S21	S2111	S2112	S22	Financial Instruments	Code
2.270	0	0	4	0	0	0	0	0	0	**Financial Assets**	F
0	0	0	0	0	0	0	0	0	0	Monetary gold and SDRs	1
0	0	0	0	0	0	0	0	0	0	Currency and deposits	2
0	0	0	0	0	0	0	0	0	0	Currency	21
0	0	0	0	0	0	0	0	0	0	Transferable deposits	22
0	0	0	0	0	0	0	0	0	0	Other deposits	29
2.259	0	0	0	0	0	0	0	0	0	Debt securities	3
-2	0	0	0	0	0	0	0	0	0	Short-term	31
2.261	0	0	0	0	0	0	0	0	0	Long-term	32
0	0	0	0	0	0	0	0	0	0	Loans	4
0	0	0	0	0	0	0	0	0	0	Short-term	41
0	0	0	0	0	0	0	0	0	0	Long-term	42
0	0	0	0	0	0	0	0	0	0	Equity	5
0	0	0	0	0	0	0	0	0	0	Listed shares	511
0	0	0	0	0	0	0	0	0	0	Unlisted shares	512
0	0	0	0	0	0	0	0	0	0	Other equity	519
0	0	0	0	0	0	0	0	0	0	Investment fund shares/units	52
0	0	0	0	0	0	0	0	0	0	Insurance and pension schemes	6
0	0	0	0	0	0	0	0	0	0	Non-life technical reserves	61
0	0	0	0	0	0	0	0	0	0	Life insurance	62
0	0	0	0	0	0	0	0	0	0	Pension entitlements	63+64+65
0	0	0	0	0	0	0	0	0	0	Financial derivatives	7
10	0	0	4	0	0	0	0	0	0	Other accounts receivable	8
4	0	0	4	0	0	0	0	0	0	Trade credits and advances	81
6	0	0	0	0	0	0	0	0	0	Other	89
20	0	21	35	1	0	0	0	0	0	**Liabilities**	
0	0	0	0	0	0	0	0	0	0	Monetary gold and SDRs	1
0	0	0	0	0	0	0	0	0	0	Currency and deposits	2
0	0	0	0	0	0	0	0	0	0	Currency	21
0	0	0	0	0	0	0	0	0	0	Transferable deposits	22
0	0	0	0	0	0	0	0	0	0	Other deposits	29
2	0	1	4	0	0	0	0	0	0	Debt securities	3
0	0	0	0	0	0	0	0	0	0	Short-term	31
2	0	1	4	0	0	0	0	0	0	Long-term	32
0	0	0	0	0	0	0	0	0	0	Loans	4
0	0	0	0	0	0	0	0	0	0	Short-term	41
0	0	0	0	0	0	0	0	0	0	Long-term	42
8	0	21	28	1	0	0	0	0	0	Equity	5
5	0	1	-43	0	0	0	0	0	0	Listed shares	511
-1	0	0	44	0	0	0	0	0	0	Unlisted shares	512
1	0	0	0	0	0	0	0	0	0	Other equity	519
2	0	19	27	0	0	0	0	0	0	Investment fund shares/units	52
0	0	0	1	0	0	0	0	0	0	Insurance and pension schemes	6
0	0	0	0	0	0	0	0	0	0	Non-life technical reserves	61
0	0	0	1	0	0	0	0	0	0	Life insurance	62
0	0	0	0	0	0	0	0	0	0	Pension entitlements	63+64+65
1	0	0	0	0	0	0	0	0	0	Financial derivatives	7
10	0	0	2	0	0	0	0	0	0	Other accounts payable	8
0	0	0	2	0	0	0	0	0	0	Trade credits and advances	81
11	0	0	0	0	0	0	0	0	0	Other	89
2.250	0	-21	-31	-1	0	0	0	0	0	**Net revaluation changes**	
Centralna država/ *Central government*	Lokalna država/ *Local government*	Skladi socialne varnosti/ *Social security funds*	Gospodinjstva/ *Households*	Nepr.instit., ki opravljajo storitve za gospod./ *Non-profit institutions serving households*	Tujina/ *Rest of the world*	Evropska unija/ *European Union*	Evroobmočje/ *Euro area*	Ostala EU/ *Other EU*	Ostali svet/ Others		
S1311	S1313	S1314	S14	S15	S2	S21	S2111	S2112	S22		

B.1.8.3.

S.2 - tujina

B.1.8.4. Nekonsolidirani finančni računi - stanja 2014 (konec leta)

v mio EUR

B.1.8.4.

Oznaka	Finančni instrumenti	Institucionalni sektorji									
		S1	S11	S12	S121	S122+S123	S124	S125+S126 +S127	S128	S129	S13
F	**Finančna sredstva**	57.409	20.037	13.682	2.099	8.070	22	2.824	665	1	23.345
1	Denarno zlato in PPČ	257	0	257	257	0	0	0	0	0	0
2	Gotovina in vloge	3.497	0	3.497	1.835	1.663	0	0	0	0	0
21	Gotovina	1.815	0	1.815	1.815	0	0	0	0	0	0
22	Prenosljive vloge	374	0	374	1	373	0	0	0	0	0
29	Druge vloge	1.308	0	1.308	19	1.290	0	0	0	0	0
3	Dolžniški vrednostni papirji	22.493	481	993	0	989	0	3	1	0	21.020
31	Kratkoročni	232	5	0	0	0	0	0	0	0	228
32	Dolgoročni	22.261	476	993	0	989	0	3	1	0	20.793
4	Posojila	15.676	7.257	6.363	0	3.951	0	2.388	24	0	1.710
41	Kratkoročna	1.549	1.180	211	0	0	0	211	0	0	157
42	Dolgoročna	14.127	6.077	6.152	0	3.951	0	2.177	24	0	1.552
5	Lastniški kapital	9.979	7.978	2.001	0	1.273	21	380	325	1	0
511	Delnice, ki kotirajo	1.583	1.383	200	0	0	0	25	176	0	0
512	Delnice, ki ne kotirajo	2.973	1.537	1.436	0	1.273	0	13	150	1	0
519	Drug lastniški kapital	5.401	5.058	343	0	0	0	343	0	0	0
52	Delnice/enote investicijskih skladov	21	0	21	0	0	21	0	0	0	0
6	Zavarovanja in pokojninske sheme	218	0	218	0	0	0	0	218	0	0
61	Rezervacije iz neživljenjskih zavarovanj	216	0	216	0	0	0	0	216	0	0
62	Življenjska zavarovanja	0	0	0	0	0	0	0	0	0	0
63+64+65	Pokojninske pravice	1	0	1	0	0	0	0	1	0	0
7	Izvedeni finančni instrumenti	175	13	162	7	155	0	0	0	0	0
8	Druge terjatve	5.113	4.308	190	0	39	1	53	97	0	615
81	Komercialni krediti in predujmi	4.497	4.098	104	0	4	0	11	88	0	295
89	Drugo	616	210	86	0	35	1	42	9	0	319
F	**Obveznosti**	39.174	9.804	24.115	9.469	7.947	1.706	580	3.543	871	3.732
1	Denarno zlato in PPČ	348	0	348	348	0	0	0	0	0	0
2	Gotovina in vloge	11.050	244	8.389	5.308	2.905	1	154	15	7	1.473
21	Gotovina	37	8	29	0	29	0	0	0	0	0
22	Prenosljive vloge	4.222	233	3.987	2.517	1.436	0	21	5	7	1
29	Druge vloge	6.792	3	4.374	2.791	1.440	1	132	10	0	1.471
3	Dolžniški vrednostni papirji	9.548	22	9.358	3.689	2.422	207	3	2.636	401	124
331	Kratkoročni	224	8	216	0	161	3	1	36	16	0
332	Dolgoročni	9.324	15	9.142	3.689	2.261	204	2	2.601	385	124
4	Posojila	5.492	1.810	2.471	21	2.217	0	209	23	0	1.211
41	Kratkoročna	1.978	1.071	908	0	800	0	108	0	0	0
42	Dolgoročna	3.514	740	1.563	21	1.417	0	101	23	0	1.211
5	Lastniški kapital	6.986	2.609	3.262	103	317	1.494	139	748	462	695
511	Delnice, ki kotirajo	1.991	115	1.686	0	168	1.343	25	132	18	41
512	Delnice, ki ne kotirajo	467	142	278	0	117	2	75	84	0	0
519	Drug lastniški kapital	3.008	2.337	191	103	32	5	33	18	0	481
52	Delnice/enote investicijskih skladov	1.520	15	1107	0	0	143	5	514	444	173
6	Zavarovanja in pokojninske sheme	141	0	31	0	0	0	0	31	0	0
61	Rezervacije iz neživljenjskih zavarovanj	31	0	31	0	0	0	0	31	0	0
62	Življenjska zavarovanja	110	0	0	0	0	0	0	0	0	0
63+64+65	Pokojninske pravice	0	0	0	0	0	0	0	0	0	0
7	Izvedeni finančni instrumenti	83	1	76	0	69	0	7	0	0	0
8	Druge obveznosti	5.526	5.117	180	0	17	4	68	90	1	229
81	Komercialni krediti in predujmi	5.137	4.990	80	0	1	0	23	57	0	67
89	Drugo	390	127	100	0	16	4	46	33	1	162
	Neto finančna sredstva	18.235	10.233	-10.433	-7.370	123	-1.684	2.244	-2.877	-870	19.613
		Gospodarstvo Slovenije/ *Total economy*	Nefinančne družbe/ *Non-financial corporations*	Finančne družbe/ *Financial corporations*	Centralna banka/ *Central Bank*	Druge denarne finančne institucije/ *Other monetary financial institutions*	Investicijski skladi razen MMF/ *Non-MMF investment funds*	Drugi finančni posredniki razen skladov/ *Other financial intermediaries except funds*	Zavarovalne družbe/ *Insurance corporations*	Pokojninski skladi/ *Pension funds*	Država/ *General government*
		S1	S11	S12	S121	S122+S123	S124	S125+S126 +S127	S128	S129	S13

S.2 - Rest of the world

Non-consolidated financial accounts - outstanding amounts 2014 (end of year) B.1.8.4.

EUR millions

Institutional sectors											
S1311	S1313	S1314	S14	S15	S2	S21	S2111	S2112	S22	Financial Instruments	Code
23.330	1	14	346	0	0	0	0	0	0	**Financial Assets**	F
0	0	0	0	0	0	0	0	0	0	Monetary gold and SDRs	1
0	0	0	0	0	0	0	0	0	0	Currency and deposits	2
0	0	0	0	0	0	0	0	0	0	Currency	21
0	0	0	0	0	0	0	0	0	0	Transferable deposits	22
0	0	0	0	0	0	0	0	0	0	Other deposits	29
21.020	0	0	0	0	0	0	0	0	0	Debt securities	3
228	0	0	0	0	0	0	0	0	0	Short-term	31
20.793	0	0	0	0	0	0	0	0	0	Long-term	32
1.710	0	0	346	0	0	0	0	0	0	Loans	4
157	0	0	0	0	0	0	0	0	0	Short-term	41
1.552	0	0	346	0	0	0	0	0	0	Long-term	42
0	0	0	0	0	0	0	0	0	0	Equity	5
0	0	0	0	0	0	0	0	0	0	Listed shares	511
0	0	0	0	0	0	0	0	0	0	Unlisted shares	512
0	0	0	0	0	0	0	0	0	0	Other equity	519
0	0	0	0	0	0	0	0	0	0	Investment fund shares/units	52
0	0	0	0	0	0	0	0	0	0	Insurance and pension schemes	6
0	0	0	0	0	0	0	0	0	0	Non-life technical reserves	61
0	0	0	0	0	0	0	0	0	0	Life insurance	62
0	0	0	0	0	0	0	0	0	0	Pension entitlements	63+64+65
0	0	0	0	0	0	0	0	0	0	Financial derivatives	7
600	1	14	0	0	0	0	0	0	0	Other accounts receivable	8
281	1	14	0	0	0	0	0	0	0	Trade credits and advances	81
319	0	0	0	0	0	0	0	0	0	Other	89
3.552	4	175	1.519	5	0	0	0	0	0	**Liabilities**	
0	0	0	0	0	0	0	0	0	0	Monetary gold and SDRs	1
1.473	0	0	944	0	0	0	0	0	0	Currency and deposits	2
0	0	0	0	0	0	0	0	0	0	Currency	21
1	0	0	0	0	0	0	0	0	0	Transferable deposits	22
1.471	0	0	944	0	0	0	0	0	0	Other deposits	29
110	0	14	43	0	0	0	0	0	0	Debt securities	3
0	0	0	0	0	0	0	0	0	0	Short-term	31
110	0	14	43	0	0	0	0	0	0	Long-term	32
1.211	0	0	0	0	0	0	0	0	0	Loans	4
0	0	0	0	0	0	0	0	0	0	Short-term	41
1.211	0	0	0	0	0	0	0	0	0	Long-term	42
554	0	141	415	5	0	0	0	0	0	Equity	5
32	0	9	147	1	0	0	0	0	0	Listed shares	511
0	0	0	47	0	0	0	0	0	0	Unlisted shares	512
481	0	0	0	0	0	0	0	0	0	Other equity	519
41	0	131	220	4	0	0	0	0	0	Investment fund shares/units	52
0	0	0	110	0	0	0	0	0	0	Insurance and pension schemes	6
0	0	0	0	0	0	0	0	0	0	Non-life technical reserves	61
0	0	0	110	0	0	0	0	0	0	Life insurance	62
0	0	0	0	0	0	0	0	0	0	Pension entitlements	63+64+65
0	0	0	7	0	0	0	0	0	0	Financial derivatives	7
205	4	20	0	0	0	0	0	0	0	Other accounts payable	8
43	4	20	0	0	0	0	0	0	0	Trade credits and advances	81
162	0	0	0	0	0	0	0	0	0	Other	89
19.777	-3	-161	-1.173	-5	0	0	0	0	0	**Net financial assets**	
Centralna država/ *Central government*	Lokalna država/ *Local government*	Skladi socialne varnosti/ *Social security funds*	Gospodinjstva/ *Households*	Nepr.instit., ki opravljajo storitve za gospod./ *Non-profit institutions serving households*	Tujina/ *Rest of the world*	Evropska unija/ *European Union*	Evroobmočje/ *Euro area*	Ostala EU/ *Other EU*	Ostali svet/ Others		
S1311	S1313	S1314	S14	S15	S2	S21	S2111	S2112	S22		

B.1.8.4.

3. METODOLOGIJA FINANČNIH RAČUNOV

3.1 Metodologija ESA 2010

Metodološko osnovo za sestavo finančnih računov predstavlja ESA 2010 (European system of accounts/ESR 2010 – Evropski sistem računov).

Finančni računi prikazujejo stanja in tokove, ki jih imajo posamezni institucionalni sektorji v posameznih finančnih instrumentih kot terjatve in kot obveznosti.

Finančni račun prikazuje, kako se razporedi presežek oziroma pokriva primanjkljaj s transakcijami finančnih sredstev (terjatev) in obveznosti.

Neto postavka finančnega računa, ki predstavlja transakcije v finančnih sredstvih, zmanjšane za transakcije v obveznostih, naj bi bila praviloma enake vrednosti, kot je neto postavka nefinančnega računa (neto posojanje oziroma neto izposojanje B9F).

Osnovna načela ESA 2010 so:
- vrednotenje vseh sredstev in obveznosti po tekoči tržni vrednosti;
- razlika med finančnimi sredstvi in obveznostmi predstavlja neto finančna sredstva;
- razlika med celotnimi sredstvi (finančnimi in nefinančnimi) in obveznostmi predstavlja neto vrednost;
- neto vrednost in kapital predstavljata lastne sklade.

Postavke iz finančnih računov in postavke iz bilance stanja niso vrednostno enake že zaradi zgoraj omenjenih načel ESA 2010.

Finančni računi so nekonsolidirani in konsolidirani. V konsolidiranem računu so izločene terjatve in obveznosti med institucionalnimi enotami v okviru opazovanega sektorja.

3.2 Institucionalni sektorji

Finančni računi prikazujejo stanje in tokove v finančnih sredstvih in obveznostih po različnih sektorjih oziroma podsektorjih po SKIS (Standardni klasifikaciji institucionalnih sektorjev, Ur. list RS št. 107/2013).

Pregled sektorjev in podsektorjev:

Oznaka sektorja	Naziv sektorja
S.1	Gospodarstvo Slovenije
S.11	Nefinančne družbe
S.12	Finančne družbe
S.121	Centralna banka
S.122+S.123	Druge denarne finančne institucije
S.122	Družbe, ki sprejemajo vloge, razen centralne banke
S.123	Skladi denarnega trga (MMF)
S.124	Investicijski skladi razen MMF
S.125	Drugi finančni posredniki, razen zavarovalnih družb in pokojninskih skladov
S.126	Izvajalci pomožnih finančnih dejavnosti
S.127	Lastne finančne institucije in posojilodajalci
S.128	Zavarovalne družbe
S.129	Pokojninski skladi
S.13	Država
S.1311	Centralna država
S.1313	Lokalna država
S.1314	Skladi socialne varnosti
S.14	Gospodinjstva
S.15	Nepridobitne institucije, ki opravljajo storitve za gospodinjstva
S.2	Tujina
S.21	Evropska unija (EU)
S.2111	Članice evroobmočja
S.2112	Ostale članice EU izven evroobmočja ter institucije EU
S.22	Države nečlanice in mednarodne organizacije, ki niso rezidenčne v EU

Gospodarstvo Slovenije (S.1) predstavlja rezidenčne institucionalne enote.

Nefinančne družbe (S.11) so tržni proizvajalci, katerih osnovna dejavnost je proizvodnja tržnega blaga in nefinančnih storitev.

Centralna banka (S.121) je Banka Slovenije.

Druge denarne finančne institucije (S.122+S.123) vključujejo poslovne banke, hranilnice in sklade denarnega trga.

Investicijski skladi razen MMF (S.124) so:
- vzajemni skladi;
- investicijske družbe (ID);
- družbe za upravljanje.

Drugi finančni posredniki, razen zavarovalnih družb in pokojninskih skladov (S.125) so:
- družbe, ki se ukvarjajo s prenosom finančnih sredstev in opravljajo posle listinjenja (FVC);
- posredniki z vrednostnimi papirji in izvedenimi finančnimi instrumenti;
- finančne družbe, ki se ukvarjajo s posojanjem;
- specializirane finančne družbe.

Izvajalci pomožnih finančnih dejavnosti (S.126) vključujejo:
- borzno posredniške hiše;
- menjalnice;
- družbe, ki zagotavljajo infrastrukturo za finančne trge (npr. KDD – Klirinško depotna družba);
- borze (Ljubljanska borza vrednostnih papirjev);
- uprave podjetij.

Lastne finančne institucije in posojilodajalci (S.127) so:
- enote kot pravne osebe (npr. skladi, posestva, računi agencij ali družbe s poštnim nabiralnikom);
- holdingi;
- enote za posebne namene;
- enote, ki nudijo finančne storitve izključno z lastnimi sredstvi ali sponzorskimi sredstvi;
- državni skladi za posebne namene.

Zavarovalne družbe (S.128) so:
- zavarovalnice;
- pozavarovalnice.

Pokojninski skladi (S.129) so:
- vzajemni pokojninski skladi;
- pokojninske družbe.

Centralna država (S.1311) vključuje:
- neposredne uporabnike državnega proračuna (nevladni, vladni in pravosodni proračunski uporabniki);
- posredne proračunske uporabnike (javni zavodi in agencije) na ravni države;
- javne sklade na ravni države;
- gospodarske družbe, vključene v S.1311.

Lokalna država (S.1313) predstavlja:
- občine;
- krajevne skupnosti;
- javne sklade na ravni občin;
- posredne proračunske uporabnike na lokalni ravni;
- gospodarske družbe, vključene v S.1313.

Skladi socialne varnosti (S.1314) so:
- Zavod za zdravstveno zavarovanje (ZZZS);
- Zavod za pokojninsko in invalidsko zavarovanje (ZPIZ);
- Kapitalska družba invalidskega in pokojninskega zavarovanja (KAD).

Sektor Gospodinjstva (S.14) predstavlja prebivalstvo RS in samostojne podjetnike.

Nepridobitne institucije, ki opravljajo storitve za gospodinjstva (S.15) vključujejo društva, politične stranke, sindikate, klube, zveze, cerkvene skupnosti in humanitarne organizacije.

Tujina (S.2) so nerezidenčne enote in je razdeljena na S.21 (EU) in S.22 (Ostali izven EU). EU vključuje države članice EU, razdeljene na članice evroobmočja (S.2111) in ostale članice EU (S.2112).

3.3 Finančni instrumenti

Stanje in gibanje finančnih sredstev ter obveznosti po metodologiji ESA 2010 je prikazano po posameznih finančnih instrumentih, ki so enaki tako na strani sredstev kot obveznosti.

Posamezen finančni instrument, ki ga ima posamezna enota kot finančno sredstvo, ima protipostavko v obveznostih druge enote in obratno.

Edino finančno sredstvo, ki nima protipostavke v obveznostih, so zlate palice, vključene v instrument Denarno zlato (F.11).

Pregled razčlenitve finančnih instrumentov:

Oznaka finančnega instrumenta	Naziv finančnega instrumenta
F.1	Denarno zlato in posebne pravice črpanja (PPČ)
F.11	Denarno zlato
F.12	Posebne pravice črpanja (PPČ)
F.2	Gotovina in vloge
F.21	Gotovina
F.22	Prenosljive vloge
F.29	Druge vloge
F.3	Dolžniški vrednostni papirji
F.31	Kratkoročni
F.32	Dolgoročni
F.4	Posojila
F.41	Kratkoročna
F.42	Dolgoročna
F.5	Lastniški kapital in delnice ali enote investicijskih skladov
F.51	Lastniški kapital
F.511	Delnice, ki kotirajo na borzi
F.512	Delnice, ki ne kotirajo na borzi
F.519	Drug lastniški kapital
F.52	Delnice ali enote investicijskih skladov
F.6	Sheme zavarovanja ter pokojninske in standardizirane jamstvene sheme
F.61	Tehnične rezervacije neživljenjskega zavarovanja
F.62	Pravice do življenjskega zavarovanja in vseživljenjske rente
F.63+F.64+F.65	Pokojninske pravice, Terjatve pokojninskih skladov do upravljavcev pokojninskih skladov in Pravice do nepokojninskih prejemkov
F.66	Rezervacije za terjatve v okviru standardiziranih jamstev
F.7	Izvedeni finančni instrumenti in delniške opcije za zaposlene
F.8	Druge terjatve in obveznosti
F.81	Komercialni krediti in predujmi
F.89	Druge terjatve in obveznosti, razen komercialnih kreditov in predujmov

Instrument Denarno zlato in posebne pravice črpanja (PPČ) (F.1) sestavlja:
- denarno zlato (F.11), ki je zlato, do katerega so denarne oblasti opravičene in ki se hrani kot rezervna sredstva. Vključuje zlate palice in nedodeljene račune za zlato pri nerezidentih, ki zagotavljajo pravni naslov za terjatev dobave zlata. Denarne oblasti zajemajo centralno banko in institucije centralne države, ki izvajajo dejavnosti, običajno značilne za centralno banko. Zlate palice so edino finančno sredstvo, za katerega ni nobene nasprotne obveznosti;
- posebne pravice črpanja (F.12), ki so mednarodna rezervna sredstva in jih je oblikoval Mednarodni denarni sklad (MDS) ter dodelil svojim članicam za povečanje obstoječih rezervnih sredstev. PPČ so izključno v lasti centralnih bank in nekaterih mednarodnih agencij.

Instrument Gotovina in vloge (F.2) sestavljajo tri podkategorije finančnih instrumentov:

- gotovina (F.21) predstavlja bankovce in kovance v obtoku, ki jih izdajajo ali odobrijo denarne oblasti, in obsega bankovce in kovance, ki so jih rezidenčne denarne oblasti dale v obtok kot nacionalno valuto in so v lasti rezidentov in nerezidentov, ter bankovce in kovance, ki so jih nerezidenčne denarne oblasti dale v obtok kot tuje valute in so v lasti rezidentov. F.21 imajo lahko kot finančno sredstvo vsi rezidenčni sektorji in tujina;
- prenosljive vloge (F.22) predstavljajo vloge na vpogled v domači ali tujih valutah. Prenosljive vloge je mogoče na zahtevo zamenjati za gotovino po nominalni vrednosti in se jih lahko neposredno uporabi za izvajanje plačil s čekom, menicami, žiro nalogom, neposredno bremenitvijo/kreditiranjem ali z drugim instrumentom za neposredno plačevanje, in sicer brez dodatnih stroškov ali omejitev. Prenosljive vloge so predvsem obveznosti rezidenčnih institucij, ki sprejemajo vloge, ter v nekaterih primerih obveznosti centralne države in nerezidenčnih institucionalnih enot. Prenosljive vloge vključujejo:
  - medbančne postavke med denarnimi finančnimi institucijami;
  - vloge, ki jih institucije, ki sprejemajo vloge, hranijo v centralni banki in ki presegajo znesek rezerv, ki jih morajo hraniti;
  - vloge, ki jih druge denarne finančne institucije prevzamejo od centralne banke v obliki nedodeljenih računov za zlato, ki ni denarno zlato, ter ustrezne vloge v obliki računov za plemenite kovine;
  - vloge v tujih valutah v okviru poslov zamenjave;
  - rezervne postavke pri MDS, ki tvorijo rezervno transšo, ter druge terjatve do MDS, ki so takoj na voljo državi članici.

  Pri računih za prenosljivo vlogo so možne prekoračitve pozitivnega stanja. Če se račun prekorači, je odtegnitev do vrednosti nič odtegnitev vloge, medtem ko je znesek prekoračitve odobritev posojila. Prenosljive vloge imajo lahko kot finančno sredstvo vsi rezidenčni sektorji in tujina.
- druge vloge (F.29) predstavljajo vloge v domači ali tujih valutah in niso prenosljive, kar pomeni, da jih ni mogoče uporabiti za izvajanje plačil, razen pri dospelosti ali po dogovorjenem obdobju najave, in jih ni mogoče zamenjati za gotovino ali prenosljive vloge brez večjih omejitev ali dodatnih stroškov. Druge vloge obsegajo:
  - vezane vloge;
  - hranilne vloge, hranilne knjižice, netržna potrdila o hranilnih vlogah ali netržna potrdila o vlogah (CD - certificates of deposit);
  - vloge v okviru varčevalnih shem ali pogodb;
  - dokaze o vlogah, izdanih s strani hranilnih in posojilnih združenj, stanovanjske zadruge, kreditnih zadrug in podobno;
  - vračljiva dodatna plačila, povezana z izvedenimi finančnimi instrumenti, ki predstavljajo obveznost denarnih finančnih institucij;
  - kratkoročne dogovore o ponovnem odkupu (repoje), ki so obveznost denarnih finančnih institucij;
  - obveznosti do MDS, ki so sestavni del mednarodnih rezerv in niso v obliki posojil.

  Druge vloge ne vključujejo tržnih potrdil o vlogah in tržnih potrdil o hranilnih vlogah. Ta so razvrščena med dolžniške vrednostne papirje. Druge vloge imajo lahko kot finančno sredstvo vsi rezidenčni sektorji in tujina.

Prenosljive in druge vloge so standardizirane netržne pogodbe s širšo javnostjo, ki jih ponujajo institucije, ki sprejemajo vloge, in v nekaterih primerih centralna država kot dolžniki. Vloge, ki jih imajo posamezni subjekti pri drugih subjektih, ne štejejo kot vloge, temveč kot posojila.

Praviloma se natečene obresti vključijo v instrument, na katerega se natečejo (v F.22 ali v F.29). V primeru, da obresti ni mogoče vključiti v instrument, se izkažejo v instrumentu Druge terjatve in obveznosti, razen komercialnih kreditov in predujmov (v F.89).

Instrument Dolžniški vrednostni papirji (F.3) predstavlja tržne finančne instrumente, ki se uporabljajo kot dokaz o dolgu. Dolžniški vrednostni papirji imajo naslednje značilnosti:

- datum izdaje dolžniškega vrednostnega papirja;
- ceno ob izdaji;
- datum odkupa ali datum dospelosti;
- odkupno ceno ali nominalno vrednost;
- izvirno dospelost;
- preostalo dospelost;
- kupon, ki ga izdajatelj plača imetnikom dolžniških vrednostnih papirjev;
- datume plačila kuponov imetnikom vrednostnih papirjev s strani izdajatelja;
- ceno ob izdaji, odkupna cena in kuponi so lahko izraženi v domači valuti ali tujih valutah;
- bonitetno oceno.

Dolžniške vrednostne papirje sestavljata dve podkategoriji finančnih instrumentov:

- kratkoročni dolžniški vrednostni papirji (F.31) so vrednostni papirji z originalno ročnostjo do vključno enega leta ali manj;
- dolgoročni dolžniški vrednostni papirji (F.32) so vrednostni papirji, katerih originalna ročnost je daljša od enega leta.

Dolžniške vrednostne papirje imajo lahko kot finančno sredstvo vsi sektorji, kot obveznost pa praviloma nefinančne družbe, finančne družbe, sektor države in tujina.

Praviloma se natečene obresti vključijo v instrument, na katerega se natečejo (v F.31 ali v F.32). V primeru, da obresti ni mogoče vključiti v instrument, se izkažejo v instrumentu Druge terjatve in obveznosti, razen komercialnih kreditov in predujmov (v F.89).

Instrument Posojila (F.4) nastane, ko upnik posodi sredstva dolžniku. Glavne značilnosti posojil so naslednje:

- pogoje, ki urejajo posojilo, določi finančna družba, ki odobri posojilo; ali pa se o njih dogovorita posojilodajalec in posojilojemalec neposredno ali prek posrednika;
- pobudo za posojilo običajno da posojilojemalec;
- posojilo je brezpogojen dolg do upnika, ki mora biti odplačan ob dospelosti in prinaša obresti.

Posojila so razdeljena na dve podkategoriji:

- kratkoročna posojila (F.41) so posojila z originalno ročnostjo do vključno enega leta ali manj;
- dolgoročna posojila (F.42) so posojila, katerih originalna ročnost je daljša od enega leta.

Kratkoročna posojila, odobrena institucijam, ki sprejemajo vloge, so razvrščena kot vloge, medtem ko so kratkoročna posojila, ki jih sprejemajo institucionalne enote, ki niso institucije, ki sprejemajo vloge, razvrščena kot kratkoročna posojila.

Plasiranje sredstev med institucijami, ki sprejemajo vloge, so vedno prikazane kot vloge.

Posojila vključujejo naslednje:

- prekoračitev na računu prenosljivih vlog;
- prekoračitev na drugih tekočih računih;
- finančne terjatve zaposlenih na osnovi udeležbe v dobičkih družbe;
- vračljiva dodatna plačila, povezana z izvedenimi finančnimi instrumenti, ki so obveznost institucionalnih enot, razen denarnih finančnih institucij;

- posojila, ki so protipostavke bančnih akceptov;
- hipotekarna posojila;
- potrošniške kredite;
- revolving kredite;
- obročna posojila;
- posojila za financiranje trgovinskih kreditov (ne pa samih komercialnih kreditov in predujmov);
- dogovore o ponovnem odkupu;
- finančni najem;
- posojila, dana kot jamstva za izpolnitev nekaterih obveznosti;
- jamstva za vlogo kot finančne terjatve pozavarovalnih družb cedentom;
- finančne terjatve do MDS v obliki posojil v okviru računa splošnih virov;
- obveznost do MDS v obliki kredita MDS ali posojil v okviru programa pomoči za zmanjševanje revščine in spodbujanje gospodarske rasti.

Posojila so lahko finančna sredstva ali obveznosti vseh rezidenčnih sektorjev in tujine.

Praviloma se natečene obresti vključijo v instrument, na katerega se natečejo (v F.41 ali v F.42), kadar to ni izvedljivo, se obresti izkažejo v instrumentu Druge terjatve in obveznosti, razen komercialnih kreditov in predujmov (v F.89).

Instrument Lastniški kapital in delnice ali enote investicijskih skladov (F.5) so preostale terjatve do sredstev institucionalnih enot, ki so izdale delnice ali enote, in je sestavljen iz dveh podkategorij finančnih instrumentov:

- lastniški kapital (F.51) je finančno sredstvo, ki je terjatev za preostalo vrednost družbe po odplačilu vseh ostalih terjatev, in je dalje razdeljen na:
  - delnice, ki kotirajo na borzi (F.511), in gre za lastniške vrednostne papirje, ki kotirajo na borzi;
  - delnice, ki ne kotirajo na borzi (F.512), in predstavljajo lastniške vrednostne papirje, ki ne kotirajo na borzi;
  - drug lastniški kapital (F.519), ki zajema vse oblike lastniškega kapitala, razen tistih, ki so razvrščene v podkategoriji delnice, ki kotirajo na borzi, in delnice, ki ne kotirajo na borzi. Drug lastniški kapital je praviloma obveznost družb, ki niso delniške družbe (npr. d.o.o., d.n.o.), vključuje pa tudi naložbe države v kapital mednarodnih in nadnacionalnih organizacij, razen v MDS, tudi če so pravno ustanovljene kot delniške družbe.
- delnice ali enote investicijskih skladov (F.52) so delnice investicijskega sklada, če ima sklad korporacijsko strukturo. V primeru sklada se imenujejo enote. Deli se na:
  - delnice ali enote skladov denarnega trga (F.521);
  - delnice ali enote investicijskih skladov, razen skladov denarnega trga (F.522).

Lastniški kapital imajo lahko kot finančno sredstvo vsi sektorji, kot obveznost pa praviloma nefinančne družbe, finančne družbe, enote države in tujina.

Delnice ali enote investicijskih skladov imajo lahko kot finančno sredstvo vsi sektorji, obveznosti iz tega naslova pa imajo lahko skladi denarnega trga, investicijski skladi in tujina.

Instrument Sheme zavarovanja ter pokojninske in standardizirane jamstvene sheme (F.6) obsega naslednje podkategorije:

- tehnične rezervacije neživljenjskega zavarovanja (F.61), kjer gre za finančne terjatve zavarovancev z neživljenjskim zavarovanjem do zavarovalnih družb za neživljenjsko zavarovanje v zvezi s prenosnimi premijami in nastalimi škodnimi zahtevki. Tehnične rezervacije neživljenjskega zavarovanja so lahko finančna sredstva vseh sektorjev kot zavarovancev (prenosne premije) ali upravičencev (škodne rezervacije) in so praviloma obveznost zavarovalnih družb;
- pravice do življenjskega zavarovanja in vseživljenjske rente (F.62), ki sestavljajo finančne terjatve zavarovancev z življenjskim zavarovanjem in upravičencev do rent do družb za življenjsko zavarovanje. Pravice do življenjskega zavarovanja in vseživljenjske rente so lahko finančna sredstva gospodinjstev kot zavarovancev in obveznost zavarovalnih družb;
- pokojninske pravice (F.63), ki zajemajo finančne terjatve sedanjih zaposlenih in nekdanjih zaposlenih do njihovih delodajalcev, zavarovatelja in sheme, ki jo oblikuje delodajalec za izplačilo pokojnin v okviru dogovora o nadomestilu med delodajalcem in zaposlenim. Pokojninske pravice so lahko finančna sredstva gospodinjstev kot zavarovancev in obveznost pokojninskih skladov;
- terjatve pokojninskih skladov do upravljavcev pokojninskih skladov (F.64);
- pravice do nepokojninskih prejemkov (F.65);
- rezervacije za terjatve v okviru standardiziranih jamstev (F.66), ki so finančne terjatve imetnikov standardiziranih jamstev do institucionalnih enot, ki jim te zagotavljajo.

Instrument Izvedeni finančni instrumenti in delniške opcije za zaposlene (F.7) obsegajo:

- izvedene finančne instrumente (F.71), ki so finančni instrumenti, povezani s posebnim finančnim instrumentom, kazalnikom ali blagom, prek katerih se lahko na finančnih trgih trguje s posebnimi finančnimi tveganji v lastnem imenu. Izvedeni finančni instrumenti izpolnjujejo naslednje pogoje:
  - povezani so s finančnim ali nefinančnim sredstvom, skupino sredstev ali indeksom;
  - so tržni ali se lahko izravnajo na trgu;
  - glavnice ni treba odplačati.

  V izvedene finančne instrumente se vključuje:
  - opcije;
  - nakupne bone, ki so posebna oblika opcij;
  - terminske posle;
  - standardizirane terminske posle;
  - navadne terminske posle;
  - zamenjave;
  - kreditne izvedene finančne instrumente;
  - posle kreditne zamenjave.
- delniške opcije za zaposlene (F.72), kjer gre za dogovore, sklenjene na določen datum, v skladu s katerimi imajo zaposleni pravico kupiti določeno število delnic iz zaloge delodajalca po navedeni ceni na določen datum ali v danem časovnem obdobju takoj po datumu odmere.

Izvedeni finančni instrumenti so lahko finančna sredstva vseh rezidenčnih sektorjev in tujine ter obveznost nefinančnih družb, finančnih družb, sektorja države in tujine.

Instrument Druge terjatve in obveznosti (F.8) so finančna sredstva in obveznosti, ki nastanejo kot protipostavke transakcijam, kadar obstaja časovna razlika med temi transakcijami in ustreznimi plačili in je razdeljen na dve podkategoriji finančnih instrumentov:

- komercialni krediti in predujmi (F.81), ki predstavljajo finančne terjatve, ki izhajajo iz dobaviteljevega neposrednega kreditiranja blaga in storitev, ter predujmi za delo, ki se izvaja ali se bo začelo izvajati v obliki predplačila strank za blago in storitve, ki še niso bili zagotovljeni. Komercialni krediti in predujmi so lahko finančna sredstva ali obveznost vseh rezidenčnih sektorjev in tujine. Komercialni krediti in predujmi vključujejo:
  - finančne terjatve, povezane z zagotavljanjem blaga ali stori-

tev, ki še niso bile plačane;
- komercialne kredite, ki jih prevzemajo družbe za faktoring, razen če se obravnavajo kot posojilo;
- najemnine za zgradbe, obračunane v določenem obdobju;
- zaostala plačila blaga in storitev, ki niso v obliki posojil.

V komercialne kredite in predujme niso vključena posojila za financiranje komercialnih kreditov, ta so razvrščena v kategorijo posojila.

- druge terjatve in obveznosti, razen komercialnih kreditov in predujmov (F.89), ki vključujejo finančne terjatve, ki nastanejo zaradi časovne razlike med obračunanimi transakcijami in plačili, na primer v zvezi s plačami, davki in prispevki za socialno varnost, dividendami, najemninami ter nakupom in prodajo vrednostnih papirjev. Druge terjatve in obveznosti so lahko finančna sredstva ali obveznost vseh rezidenčnih sektorjev in tujine. Praviloma se natečene obresti vključijo v instrument, na katerega se natečejo, kadar pa to ni možno, se vključijo v instrumentu Druge terjatve in obveznosti, razen komercialnih kreditov in predujmov (v F.89).

3.4 Pravila evidentiranja in vrednotenja

Za stanja finančnih sredstev in obveznosti velja splošno načelo vrednotenja po tržnih cenah na dan preseka. Delnice, ki ne kotirajo in drug lastniški kapital so vrednotene po knjigovodski vrednosti. Praviloma se natečene obresti vključijo v instrument, na katerega se nanašajo (vloge, posojila, vrednostni papirji).

Transakcije se izkazujejo kot neto transakcije po posameznem instrumentu in so razlika med povečanji in zmanjšanji v posameznem finančnem instrumentu (neto promet, ki vključuje tudi obresti).

Vrednostne spremembe predstavljajo tečajne razlike, razlike v tržni ceni vrednostnih papirjev, spremembe v sektorizaciji posameznega subjekta/instrumenta, odpise, statusne spremembe (pripojitve, združitve,…), spremembe metodologije, spremembe v sestavinah kapitala, ki niso osnovni kapital ali kapitalske rezerve.

3. FINANCIAL ACCOUNTS METHODOLOGY

3.1 ESA2010 methodology

The methodological basis for the compilation of the financial accounts is the ESA2010 (the European System of Accounts).

The financial accounts disclose the stocks and flows that individual institutional sectors hold in individual financial instruments as claims and as liabilities.

The financial accounts disclose how a surplus is distributed or a deficit is covered by transactions in financial assets (claims) and liabilities.

The net item of a financial account, which represents transactions in financial assets minus transactions in liabilities, should as a rule be equal to the net item of the non-financial (capital) account (net borrowing or net lending B9F).

The basic principles of the ESA2010 are:
- all assets and liabilities are valued at current market value;
- the difference between financial assets and liabilities represents the net financial assets;
- the difference between total assets (financial and non-financial) and liabilities represents net worth;
- net worth plus shares and other equity represent own funds.

The items in the financial accounts and the items in the balance sheet are not equal in value for reason of the aforementioned ESA2010 principles.

Financial accounts may be non-consolidated or consolidated. In a consolidated account claims and liabilities between institutional units within a particular sector are eliminated.

3.2 Institutional sectors

The financial accounts disclose the stock of and flows in financial assets and liabilities in terms of different sectors or subsectors under the Standard Classification of Institutional Sectors (Official Gazette of the Republic of Slovenia, No. 107/2013).

Sectors and subsectors:

Sector code	Title of sector
S.1	Slovenian economy
S.11	Non-financial corporations
S.12	Financial corporations
S.121	Central bank
S.122+S.123	Other monetary financial institutions
S.122	Deposit-taking corporations except the central bank
S.123	Money market funds (MMFs)
S.124	Non-MMF investment funds
S.125	Other financial intermediaries, except insurance corporations and pension funds
S.126	Financial auxiliaries
S.127	Captive financial institutions and money lenders
S.128	Insurance corporations
S.129	Pension funds
S.13	General government
S.1311	Central government
S.1313	Local government
S.1314	Social security funds
S.14	Households
S.15	Non-profit institutions serving households
S.2	Rest of the world
S.21	European Union (EU)
S.2111	Euro Area member states
S.2112	Other EU members outside the Euro Area, and EU institutions
S.22	Non-member countries and international organisations non-resident in the EU

The Slovenian economy (S.1) consists of resident institutional units.

Non-financial corporations (S.11) are market producers whose principal activity is the production of goods and non-financial services.

The central bank (S.121) is the Bank of Slovenia.

Other monetary financial institutions (S.122+S.123) comprise commercial banks, savings banks and money-market funds.

Non-MMF investment funds (S.124) comprise:
- mutual funds;
- investment companies (ICs);
- management companies.

Other financial intermediaries, except insurance corporations and pension funds (S.125) include:
- financial vehicle corporations engaged in securitisation transactions (FVC);
- security and derivative dealers;
- financial corporations engaged in lending;
- specialised financial corporations.

Financial auxiliaries (S.126) comprise:
- brokerage houses;
- exchange offices;
- institutions providing financial market infrastructure services (e.g. KDD - the Central Securities Clearing Corporation);
- stock exchanges (Ljubljana Stock Exchange);
- head offices.

Captive financial institutions and money lenders (S.127) include:
- units as legal entities such as trusts, estates, agencies accounts or brass plate companies;
- holding companies;
- special purpose entities (SPEs);
- units which provide financial services exclusively with own funds, or funds provided by a sponsor;
- special purpose government funds.

Insurance corporations (S.128) comprise:
- insurance corporations;
- reinsurance corporations.

Pension funds (S.129) comprise:
- mutual pension funds;
- pension companies.

Central government (S.1311) includes:
- direct state budget spending units (non-governmental, governmental and judicial spending units);
- indirect budget spending units (public institutes and agencies) at state level;
- public funds at state level;
- corporations, included in S.1311.

Local government (S.1313) comprises:
- municipalities;
- regional authorities;
- public funds at municipal level;
- indirect budget spending units at local level;
- corporations, included in S.1313.

Social security funds (S.1314) comprise:
- The Health Insurance Institute (ZZZS);
- The Pension and Disability Insurance Institute (ZPIZ);
- Kapitalska družba (Pension Fund Management; KAD).

The households sector (S.14) consists of private individuals and sole traders.

Non-profit institutions serving households (S.15) include societies, political parties, trade unions, clubs, associations, religious communities and humanitarian organisations.

The rest of the world (S.2) consists of non-resident units, and comprises S.21 (EU) and S.22 (Others outside the EU). The EU comprises EU Member States, divided into the Euro Area member states (S.2111) and other EU members (S.2112).

3.3 Financial instruments

The stock of and changes in financial assets and liabilities under the ESA2010 methodology are disclosed by individual financial instrument, and are equal on both the asset and liability sides.

Each individual financial instrument that a particular unit holds as a financial asset has a counterpart item in the liabilities of another unit, and vice-versa. The only financial asset that does not have a counterpart in liabilities is Gold Bullion (F.11).

Financial instruments comprise a title and code:

Financial instrument code	Title of financial instrument
F.1	Monetary gold and special drawing rights (SDRs)
F.11	Monetary gold
F.12	Special drawing rights (SDRs)
F.2	Currency and deposits
F.21	Currency
F.22	Transferable deposits
F.29	Other deposits
F.3	Debt securities
F.31	Short-term
F.32	Long-term
F.4	Loans
F.41	Short-term
F.42	Long-term
F.5	Equity and investment fund shares or units
F.51	Equity
F.511	Listed shares
F.512	Unlisted shares
F.519	Other equity
F.52	Investment fund shares or units
F.6	Insurance, pension and standardised guaranteed schemes
F.61	Non-life insurance technical reserves
F.62	Life insurance and annuity entitlements
F.63+F.64+F.65	Pension entitlements, Claims of pension funds on pension managers, Entitlements to non-pension benefits
F.66	Provisions for calls under standardised guarantees
F.7	Financial derivatives and employee stock options
F.8	Other accounts receivable/payable
F.81	Trade credits and advances
F.89	Other accounts receivable/payable, except trade credits and advances

Instrument Monetary gold and special drawing rights (SDRs) (F.1) comprises:
- monetary gold (F.11) is gold to which monetary authorities have title and which is held in reserve assets. It includes gold bullion, and unallocated gold accounts with non-residents that give title to claim the delivery of gold. Monetary authorities include the central bank and central government institutions which carry out operations usually attributed to the central bank. Gold bullion is the only financial asset for which there is no counterpart liability;
- special drawing rights (F.12) are international reserve assets created by the International Monetary Fund (IMF) and which are allocated to its members to supplement existing reserve assets. SDRs are held exclusively by official holders, which are central banks and certain international agencies.

Instrument Currency and deposits (F.2) consists of three sub-categories of financial instruments:

- currency (F.21) is notes and coins that are issued or authorised by monetary authorities, and includes notes and coins issued by the resident monetary authorities as national currency in circulation held by residents and non-residents, and notes and coins issued by non-resident monetary authorities as foreign currencies in circulation and held by residents. All sectors may hold F.21 as a financial asset;
- transferable deposits (F.22) are deposits, both in national currency and in foreign currencies. Transferable deposits are deposits exchangeable for currency on demand at par and which are directly usable for making payments by cheque, draft, giro order, direct debit/credit, or other direct payment facility, without penalty or restriction. Transferable deposits predominantly represent liabilities of resident deposit-taking corporations, in some cases of central government, and of non-resident institutional units. Transferable deposits includes:
  - inter-bank positions between monetary financial institutions;
  - deposits held with the central bank by deposit-taking corporations in excess of the amount of reserves that they are obliged to hold;
  - deposits which other monetary financial institutions incur vis-the central bank in the form of unallocated gold accounts which are not monetary gold, and also corresponding deposits in the form of precious metal accounts;
  - foreign currency deposits under swap arrangements;
  - the reserve position with the IMF forming the 'reserve tranche', and other claims on the IMF that are readily available to the member country.

  Transferable deposits accounts may have overdraft facilities. If the account is overdrawn, the withdrawal to zero is withdrawal of a deposit, and the amount of the overdraft is the granting of a loan. All resident sectors and the rest of the world may hold transferable deposits.
- other deposits (F.29) are deposits, both in national currency and in foreign currencies and cannot be used to make payments except on maturity or after an agreed period of notice, and they are not exchangeable for currency or for transferable deposits without some significant restriction or penalty. Other deposits include:
  - time deposits;
  - savings deposits, savings books, non-negotiable savings certificates or non-negotiable certificates of deposit;
  - deposits resulting from a savings scheme or contract;
  - evidence of deposit issued by savings and loan associations, building societies, credit unions and etc.;
  - repayable margin payments related to financial derivatives which are liabilities of monetary financial institutions;
  - short-term repurchase agreements (repos) which are liabilities of monetary financial institutions;
  - liabilities to the IMF that are components of international reserves and are not evidenced by loans.

  Other deposits do not include negotiable certificates of deposit and negotiable savings certificates. They are classified under debt securities. All sectors may hold Other deposits as a financial asset.

Transferable and Other deposits are standardised, non-negotiable contracts with the public at large, offered by deposit-taking corporations and, in some cases, by central government as debtors. If subjects other than monetary financial institutions accept deposits from individual subjects, the deposits are classified as loans.

As a rule accrued interest is included in the instrument to which the interest relates (in F.22 or F.29). However, should it be impossible to include the interest in the relevant instrument, it is disclosed in instrument Other accounts receivable/payable, except trade credits and advances (in F.89).

Instrument Debt securities (F.3) are negotiable financial instruments serving as evidence of debt. Debt securities display the following characteristics:

- an issue date on which the debt security is issued;
- an issue price;
- a redemption date or maturity date;
- a redemption price or face value;
- an original maturity;
- a remaining or residual maturity;
- a coupon rate that the issuer pays to holders of the debt securities;
- coupon dates, on which the issuer pays the coupon to the securities' holders;
- the issue price, redemption price, and coupon rate may be denominated in either national currency or foreign currencies;
- the credit rating.

Debt securities are divided by original maturity into two sub-categories:

- short-term debt securities (F.31) are securities with an original maturity of one year or less;
- long-term debt securities (F.32) are securities with an original maturity of more than one year.

All sectors may hold Debt securities as a financial asset. Debt securities are generally liabilities of non-financial corporations, financial corporations, general government and the rest of the world.

As a rule accrued interest is included in the instrument to which the interest relates (in F.31 or F.32). However, should it be impossible to include the interest in the relevant instrument, it is disclosed in instrument Other accounts receivable/payable, except trade credits and advances (in F.89).

Instrument Loans (F.4) are created when creditors lend funds to debtors. Main features of loans are:

- the conditions governing a loan are either fixed by the financial corporation granting the loan or agreed by the lender and the borrower directly or through a broker;
- the initiative to take out a loan normally lies with the borrower;
- a loan is an unconditional debt to the creditor which has to be repaid at maturity and which is interest-bearing.

Loans can be categorised into two types:

- short-term loans (F.41) consist of loans with an original maturity of one year or less;
- long-term loans (F.42) consist of loans with an original maturity of more than one year.

Short-term loans granted to deposit taking corporations, are classified as deposits, and short-term loans accepted by institutional units other than deposit taking corporations, are classified as short-term loans.

Placements of funds between deposit taking corporations are always recorded as deposits.

Loans include the following:

- overdraft on transferable deposit accounts;
- overdrafts on other current accounts;
- financial claims of employees because of participation in the corporation's profit;
- repayable margin payments related to financial derivatives which

are liabilities of institutional units other than monetary financial institutions;
- loans which are counterparts of bankers' acceptances;
- mortgage loans;
- consumer credit;
- revolving credits;
- instalment loans;
- loans paid as a guarantee for fulfilling certain obligations;
- repurchase agreements;
- financial leases;
- deposit guarantees as financial claims of reinsurance corporations on ceding corporations;
- financial claims on the IMF evidenced by loans in the General Resources Account;
- liabilities to the IMF evidenced by IMF credit or Poverty Reduction and Growth Facility loans.

Loans can be financial assets or liabilities of all resident sectors and the rest of the world.

As a rule accrued interest is included in the instrument to which the interest relates (in F.41 or F.42). However, should it be impossible to include the interest in the relevant instrument, it is disclosed in instrument Other accounts receivable/payable, except trade credits and advances (in F.89).

Instrument Equity and investment fund shares or units (F.5) are residual claims on the assets of the institutional units that issued the shares or units, and it is divided into two sub-categories:
- equity (F.51) is a financial asset that is a claim on the residual value of a corporation, after all other claims have been met and it is sub-categorised into the following:
  - listed shares (F.511), which are equity securities listed on an exchange;
  - unlisted shares (F.512), which are equity securities not listed on an exchange;
  - other equity (F.519), which comprises all forms of equity other than those classified in sub-categories listed shares an unlisted shares. Other equity includes all forms of equity in corporations which are not shares (e.g. limited liability companies, limited partnerships,…), it also includes government investments in the capital of international and supranational organisations, with the exception of the IMF, even if these are legally constituted as corporations with share capital.
- investment fund shares or units (F.52) are shares of an investment fund if the fund has a corporate structure. They are known as units if the fund is a trust. They are subdivided into:
  - money market fund shares or units (F.521);
  - other investment fund shares or units other than MMF shares or units (F.522).

All sectors may hold equity as a financial asset. F.51 is generally liabilities of non-financial corporations, financial corporations, general government and the rest of the world.

All sectors may hold investment fund shares or units as a financial asset. The liabilities may hold money market funds, investment funds and the rest of the world.

Instrument Insurance, pension and standardised guarantee schemes (F.6) includes:
- non-life insurance technical reserves (F.61), which are financial claims that non-life insurance policy holders have against non-life insurance corporations in respect of unearned premiums and claims incurred. Non-life insurance technical reserves may be financial assets of all sectors as policyholders (prepayments of insurance premiums) or beneficiaries (reserves for outstanding claims), and is generally a liability of insurance corporations;
- life insurance and annuity entitlements (F.62), which consist of financial claims that life insurance policy holders and beneficiaries of annuities have against corporations providing life insurance. Life insurance and annuity entitlements may be financial assets of households as policyholders, and liabilities of insurance corporations;
- pension entitlements (F.63), which comprises financial claims that current employees and former employees hold against either their employers, an insurer and a scheme designated by the employer to pay pensions as part of a compensation agreement between the employer and the employee. Pension entitlements may be financial assets of households as policyholders, and is generally a liability of pension funds;
- claims of pension funds on pension managers (F.64);
- entitlements to non-pension benefits (F.65);
- provisions for calls under standardised guarantees (F.66), which are financial claims that holders of standardised guarantees have against institutional units providing them.

Instrument Financial derivatives and employee stock options (F.7) is divided into two sub-categories:
- financial derivatives (F.71), which are financial instruments linked to specified financial instrument or indicator or commodity, through which specific financial risks can be traded in financial markets in their own right. Financial derivatives meet the following conditions:
  - they are linked to a financial or non-financial asset, to a group of assets, or to an index;
  - they are either negotiable or can be offset on the market;
  - no principal amount is advanced to be repaid.

  Financial derivatives can be categorised by instrument such as:
  - options;
  - warrants as a special form of options;
  - forwards;
  - futures;
  - forward rate agreements (FRAs);
  - swaps;
  - credit derivatives;
  - credit default swaps.
- employee stock options (F.72), which are agreements made on a given date under which an employee has the right to purchase a given number of shares of the employer's stock at a stated price either at a stated time or within a period of time immediately following the vesting date.

All sectors may hold Financial derivatives as a financial asset, and is generally liabilities of non-financial corporations, financial corporations, general government and the rest of the world.

Instrument Other accounts receivable/payable (F.8) are financial assets and liabilities created as counterparts to transactions where there is a timing difference between these transactions and the corresponding payments, and it comprises:
- trade credit and advances (F.81), which are financial claims arising from the direct extension of credit by the suppliers of goods and services to their customers, and advances for work that is in progress or is yet to be undertaken, in the form of prepayment by customers for goods and services not yet provided. Trade credit and advances may be financial assets or liabilities for all sectors. They include:
  - financial claims relating to the delivery of goods or services

where payment has not taken place;
- trade credit accepted by factoring corporations except when regarded as a loan;
- rent of buildings accruing over time;
- arrears concerning the payment of goods and services, when not evidenced by a loan.

Trade credit and advances do not include loans to finance trade credit. They are classified in loans.

- other accounts receivable/payable, excluding trade credits and advances (F.89), which includes financial claims created as a result of the timing difference between accrued transactions and payments made in respect of, for example wages and salaries, taxes and social contributions, dividends, rent and purchase and sale of securities. Other accounts receivable/payable may be financial assets or liabilities for all sectors. As a rule accrued interest is included in the instrument to which the interest relates, however, should it be impossible to include the interest in the relevant instrument, it is disclosed in instrument Other accounts receivable/payable, except trade credits and advances (in F.89).

3.4 Rules of recording and valuation

The general principle of valuation at the market price as at the cut-off date applies to the stock of financial assets and liabilities. Unquoted shares and other equity are valued at book value. As a rule accrued interest is included in the instrument to which it relates (deposits, loans, securities).

Transactions are disclosed as net transactions for each individual instrument, and are the difference between additions and reductions in the individual financial instrument (net turnover, which includes interest).

Revaluation changes consist of holding gains/losses from changes in market prices and exchange rates, reallocations of financial instruments/sectors, write-downs of claims/debts, status changes (acquisitions, mergers, ...), changes in methodology, changes in equity components other than nominal capital or capital reserves.

4. SESTAVA FINANČNIH RAČUNOV

Letne finančne račune se sestavlja od leta 2001 in četrtletne finančne račune od prvega četrtletja 2004.

4.1 Viri podatkov za sestavo finančnih računov

Pri sestavi finančnih računov se uporablja primarne in sekundarne vire podatkov.

Primarni viri podatkov:
- četrtletni podatki (stanja in transakcije) na osnovi neposrednega poročanja institucionalnih enot:
  - nefinančne družbe (S.11): prag poročanja nad 2 mio EUR bilančne vsote;
  - finančne družbe (S.12): prag poročanja nad 1 mio EUR bilančne vsote;
  - enote države (S.13): prag poročanja nad 8 mio EUR bilančne vsote.
- bančna statistika;
- statistika investicijskih skladov;
- statistika institucij, ki izvajajo dejavnost najema
- statistika mednarodnih naložb (IIP) in plačilne bilance (BOP);
- statistika vrednostnih papirjev.

Sekundarni viri podatkov:
- statistika drugih finančnih institucij;
- statistika javnih financ.

4.2 Postopek sestave

Pred postopkom sestave finančnih računov je potrebno preveriti ustreznost individualnih podatkov na osnovi neposrednega poročanja (primerjava podatkov iz letnih poročil, primerjava podatkov iz poročil predhodnih obdobij, ipd.). V primeru ugotovitve napak pri poročanju se izvedejo popravki.

Delo na področju sestave finančnih računov je razdeljeno na tri horizontalne faze in na pet vertikalnih faz.

I. Horizontalne faze

1. faza: priprava osnovnih podatkov za vse sektorje in podsektorje na podlagi primarnih virov podatkov:
- za domače sektorje: podatki na osnovi neposrednega poročanja;
- za tuje sektorje: podatki IIP/BOP.

2. faza: sestava nekonsolidiranih finančnih računov. Postopek je naslednji:
- osnovni podatki iz prve faze se prenesejo v ustrezne tabele posameznih sektorjev/podsektorjev;
- prazne celice za S.14 in S.15 se zapolni s podatki iz nasprotne strani.

Sledi proces usklajevanja podatkov iz dveh strani (terjatve enega sektorja, obveznosti drugega sektorja) z izbiro najustreznejšega podatka. Sam proces je v tej fazi postopen:

A) Sestava stanj

- Po določenem instrumentu se primerja podatek iz dveh strani/virov: na eni strani kot terjatev, na drugi kot obveznost (npr. S.11 prikazuje terjatev iz vlog do S.122 in S.122 izkazuje podatek kot obveznost iz vlog do S.11), pri čemer podatki iz obeh virov običajno niso enaki. Za namen izenačitve obeh podatkov se uporabi hierarhija različnih virov podatkov. Kot dodaten/primerjalen vir se uporabijo tudi sekundarni viri podatkov.
- Na osnovi ugotovitev se terjatev določenega sektorja izenači z obveznostmi nasprotnega sektorja v istem finančnem instrumentu.

B) Sestava transakcij

Sestava transakcij z uporabo:
- podatkov na osnovi neposrednega poročanja (uporabi se npr. poročane podatke S.122);
- ocen (npr. borzni indeksi za vrednostne papirje);
- dodatnih informacij (npr. sprememba sektorske klasifikacije).

3. faza: sestava konsolidiranih finančnih računov. Proces konsolidacije obsega:
- konsolidacija na ravni podsektorja: izločitev stanj in transakcij med enotami v okviru podsektorja (npr. izločitev terjatev S.122 do S.122);
- konsolidacija na ravni sektorja: izločitev stanj in transakcij med enotami v okviru sektorja (npr. izločitev terjatev S.122 do S.125).

V zbirni tabeli finančnih računov je seštevek konsolidiranih podatkov za posamezne podsektorje določenega sektorja večji od konsolidiranega podatka za sektor, razen kadar podsektorji nimajo med seboj nobenih terjatev/obveznosti. Npr. na ravni S.122 so izločene samo terjatve v okviru S.122, v okviru S.12 pa so izločene še terjatve S.122 do ostalih podsektorjev S.12 (S.12 ≤ S.121 + S.122 + S.123 + S.124 + S.125 + S.126 + S.127 + S.128 + S.129).

II. Vertikalne faze

- začetno stanje ST0: predstavlja stanje na koncu obdobja, pred obdobjem, za katerega se sestavljajo finančni računi;
- končno stanje ST1: predstavlja stanje na koncu obdobja, za katerega se sestavljajo finančni računi;
- razlika stanj RS (ST1 - ST0);
- transakcije TR: predstavljajo transakcije v obdobju, za katerega se sestavljajo finančni računi;
- vrednostne spremembe VR: predstavljajo vrednostne spremembe v obdobju, za katerega se sestavljajo finančni računi.

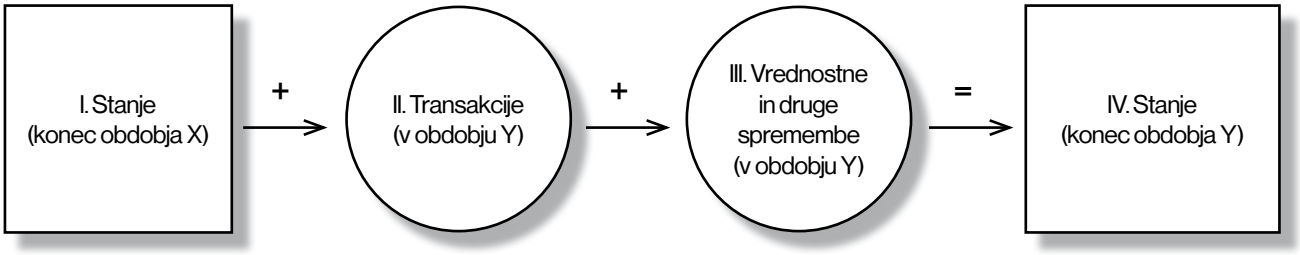

Sestavi finančnih računov sledi analiza usklajenosti podatkov z drugimi statistikami, zlasti vezanih na sektor države (S.13) in tujine (S.2). Neto transakcije iz finančnih računov S.13 se primerja z neto postavko S.13 nefinančnih računov, saj naj bi bili neto postavki iz obeh računov praviloma enaki. Podatke S.2 iz finančnih računov se primerja s podatki IIP (stanja mednarodnih naložb) in BOP (plačilne bilance).

4. FINANCIAL ACCOUNTS COMPILATION

Annual financial accounts have been compiled from 2001, and quarterly financial accounts from the first quarter of 2004.

4.1 Data sources for compilation of financial accounts

Primary and secondary sources are used for the compilation of the financial accounts.

Primary sources:
- quarterly data (stocks and transactions) based on direct reporting by individual institutional units:
  - non-financial corporations (S.11): reporting threshold: balance sheet total of EUR 2 million;
  - financial corporations (S.12): reporting threshold: balance sheet total of EUR 1 million;
  - general government units (S.13): reporting threshold: balance sheet total of EUR 8 million.
- banking statistics;
- investment fund statistics;
- statistics of institutions providing leasing activity;
- IIP (International Investment Position) and BOP (Balance of Payments) statistics;
- securities statistics.

Secondary sources:
- other financial institutions' statistics;
- public finance statistics.

4.2 Compilation process

The adequacy of individual data based on direct reporting (comparisons with data from annual reports, comparisons with data from previous reports, etc.) must be reviewed before the compilation of the financial accounts can proceed. Corrections are made in the event of reporting errors being identified.

The compilation of the financial accounts is divided into three horizontal and five vertical phases.

I. Horizontal phases

Phase 1: preparation of basic data for individual sectors and subsectors on the basis of primary data sources:
- for domestic sectors: data from direct reporting;
- for foreign sectors: IIP and BOP data.

Phase 2: compilation of non-consolidated financial accounts. The process is the following:
- transfer of the basic data from phase 1 into the relevant tables of individual institutional sectors and subsectors;
- completion of the empty cells for S.14 and S.15 with data from the counterpart side.

The process of reconciling the data between the two sides (claims of one sector, liabilities of another sector) then follows, with the most appropriate data being selected. This is a step-by-step process:

A) Compilation of stocks

- Data from the two sides/sources is compared for a specific instrument, namely on one side as a claim, and on the other side as a liability (e.g. S.11 discloses claims from deposits against S.122, and S.122 discloses liabilities from deposits to S.11), where usually the figures from the two sources differ. A hierarchy of sources is used for the purpose of equalising the two figures. Secondary sources are also used as an additional/comparative source.
- Based on the findings, the claims of one sector are equalised with the liabilities of the counterpart sector in the same financial instrument.

B) Compilation of transactions

Transactions are compiled with the use of:
- data from direct reporting (e.g. reported data of S.122);
- estimates (e.g. stock exchange indexes for securities);
- supplementary information (e.g. changes in sectoral classification).

Phase 3: compilation of consolidated financial accounts. The process of consolidation comprises:
- consolidation at the subsector level: eliminating stocks and transactions between units in the same subsector (e.g. elimination of claims of S.122 against S.122);
- consolidation at the sector level: eliminating stocks and transactions between units in the same sector (e.g. elimination of claims of S.122 against S.125).

In the final table of financial accounts the sum of the consolidated data of the individual subsectors of a specific sector is larger than the consolidated data for the sector, except when there are no mutual claims/liabilities between the subsectors. For example, at the level of S.122 only the claims within S.122 are eliminated, while at the level of S.12 the claims of S.122 against the other subsectors of S.12 are also eliminated (S.12 ≤ S.121 + S.122 + S.123 + S.124 + S.125 + S.126 + S.127 + S.128 + S.129).

II. Vertical phases

- stock ST0: represents the stock at the end of the period preceding the period for which the financial accounts are being compiled;
- stock ST1: represents the stock at the end of the period for which the financial accounts are being compiled;
- change in stocks RS (ST1 - ST0);
- transactions TR: represents the transactions in the period for which the financial accounts are being compiled;
- holding gains/losses VR: represents the holdings gains/losses in the period for which the financial accounts are being compiled.

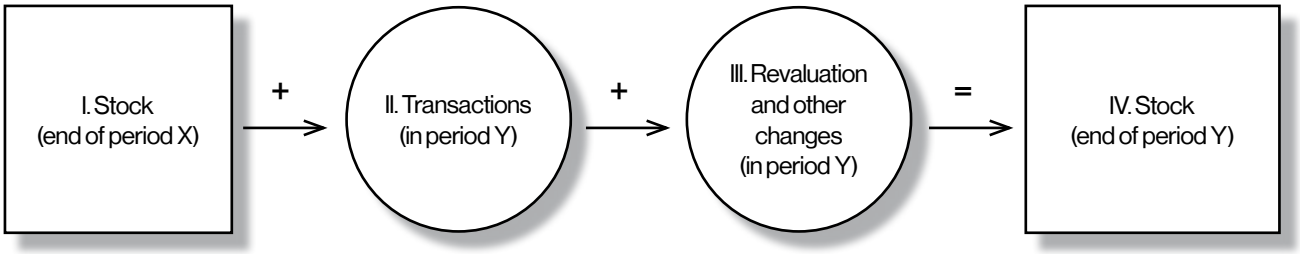

The compilation of the financial accounts is followed by analysis of the compliance of the data with other statistics, in particular those of the general government (S.13) and the rest of the world (S.2). The net transactions of S.13 from the financial accounts are being compared with net item of S.13 in the non-financial accounts, as the two net items should in principle be equal. The data of S.2 from the financial accounts is compared with the IIP (International Investment Position) and BOP (Balance of Payments) data.